

Haley Griffith (adpce.ad)

From: Acree, Matt J <Matt.Acree@terracon.com>
Sent: Monday, March 10, 2025 3:43 PM
To: EE GW Reports
Cc: Jaros, David G.; Owens, Bernard; Bower, Trent A.
Subject: City of Little Rock 2nd Half of 2024 GWMR (AFIN: 60-01071)
Attachments: Little Rock 2nd 2024 GWMR - SSI Letter.pdf; Little Rock 2nd 2024 GWMR.pdf

To whom it may concern,

Please find attached to this message the 2nd Half of 2024 Groundwater Monitoring Report for the City of Little Rock Landfill (AFIN: 60-01071).

If you have any questions or concerns, please feel free to contact either David Jaros (David.Jaros@terracon.com) or myself.

Thank you,

Matt Acree, P.G.

Staff Geologist



25809 I-30 South | Bryant, Arkansas 72022

M (501) 593 2680 | O (501) 943 1044

matt.acree@terracon.com | terracon.com

Terracon provides environmental, facilities, geotechnical, and materials consulting engineering services delivered with responsiveness, resourcefulness, and reliability.

Private and confidential as detailed here (www.terracon.com/disclaimer). If you cannot access the hyperlink, please e-mail sender.



25809 I-30 South
Bryant, AR 72022
P (501) 847-9292
F (501) 847-9210
Terracon.com

March 10, 2025

Mr. Bill Sadler, P.G.
Office of Land Resources
Division of Environmental Services
5301 Northshore Drive
North Little Rock, AR 72118-5317

**Re: Notification of Statistically Significant Increases (SSIs)
Little Rock Municipal Landfill; Permit No. 0266-S4; AFIN: 60-01071**

Dear Mr. Sadler:


On behalf of the Little Rock Municipal Landfill and as required by Regulation 22.1204(c)(1), Terracon Consultants Inc. (Terracon), is presenting you with this letter as notification of Statistically Significant Increases (SSIs) for sulfate, nickel, manganese, cobalt, and TOC at MW-7A.


The following are Natural Variations of Groundwater Quality (NVGQ) for this event for these SSIs:

- MW-7A is an upgradient well and any SSI's should be considered as a NVGQ.

If you have any questions or comments, please do not hesitate to contact me at your convenience.

Sincerely,
Terracon Consultants, Inc.


Matt Acree, P.G.
Staff Geologist


David Jaros, P.G.
Project Manager

cc: Bernard Owens – City of Little Rock



25809 I-30 South
Bryant, AR 72022
P (501) 847-9292
F (501) 847-9210
Terracon.com

March 10, 2025

Office of Land Resources
Division of Environmental Quality
5301 Northshore Drive
North Little Rock, Arkansas 72218-5317

Attn: Mr. Bill Sadler, P.G.

**Re: Second Half 2024 Semi-Annual Groundwater Monitoring Report
City of Little Rock Class 1 Landfill
Permit No. 266-S AFIN: 60-01071
Terracon Project No. 35247081**

Dear Mr. Sadler:

On behalf of the City of Little Rock, Terracon Consultants, Inc. is pleased to submit a copy of the Second Half 2024 Semi-Annual Groundwater Monitoring Report for the City of Little Rock Class 1 Landfill.

If you have any questions concerning the subject report, please feel free to contact me at your convenience.

Sincerely,
Terracon Consultants, Inc.

A handwritten signature in blue ink, appearing to read "Matt Acree".

Matt Acree, P.G.
Project Geologist

A handwritten signature in blue ink, appearing to read "David Jaros".

David Jaros, P.G.
Project Manager

Attachments: Second Half 2024 Groundwater Monitoring Report (w/ Certification)

CC: Bernard Owens – City of Little Rock

Second Half 2024 Groundwater Monitoring Report

LITTLE ROCK MUNICIPAL LANDFILL

SOLID WASTE PERMIT 266-S
AFIN 60-01071

TERRACON PROJECT 35247081
March 10, 2025

Prepared for:

City of Little Rock Municipal Landfill
137 West Markham
Little Rock, AR 72211

Prepared by:

Terracon Consultants, Inc.
Little Rock, Arkansas

**Second Half 2024 Groundwater Monitoring Report
City of Little Rock Class 1 Solid Waste Landfill
Little Rock, Arkansas**

Prepared for

City of Little Rock

For Submittal to

**Office of Land Resources
Division of Environmental Quality**


Certification

I certify that I am a qualified groundwater scientist who has received a baccalaureate or postgraduate degree in the natural sciences. I have sufficient training and experience in groundwater hydrology and related fields, as demonstrated by state registration and completion of accredited university courses, which enable me to make sound professional judgments regarding groundwater monitoring and contaminant fate and transport.

The statistics herein are based upon the statistical program *SANITAS for Groundwater*TM that is guided by the relevant EPA Guidance, ASTM Standards, and in accordance with Arkansas Department of Environmental Quality Solid Waste Regulation 22. I further certify that this report was prepared by me or by a subordinate working under my direction.



David Jaros, P.G.
Project Manager



3/10/25

Date

TABLE OF CONTENTS

	Page
1.0 INTRODUCTION	1
1.1 Site Location	1
1.2 Site Groundwater Monitoring System.....	1
2.0 GROUNDWATER SAMPLING	2
2.1 Water Level Determination	4
2.2 Well Evacuation	4
2.3 Equipment Decontamination Procedure	4
2.4 Sample Extraction	5
2.5 Field Testing	5
2.6 Field QA/QC Procedures	6
2.7 Handling/Transport/Custody	7
2.8 Sample Preservation.....	7
3.0 SECOND HALF 2024 SEMI-ANNUAL SAMPLING EVENT	7
3.1 Groundwater Elevation & Flow Direction	8
3.2 Groundwater Quality.....	9
3.2.1 Outlier Determination	9
3.2.2 Statistical Evaluation	9
3.2.3 Results of the Statistical Evaluation	11
3.2.4 Comparison to Established Water Quality Standards.....	12
3.2.5 QA/QC Comparison	13
4.0 LEACHATE GRADIENT CONTROL PUMPING VOLUMES	14
5.0 CONCLUSIONS	14

TABLES

Table 1	Constituents for Detection Monitoring
Table 2	Field Measurements
Table 3	Groundwater Quality Results

FIGURES

Figure 1	Site Location Map
Figure 2	Potentiometric Surface Map- Lower Flow Regime
Figure 3	Potentiometric Surface Map- Upper Flow Regime

APPENDIX A	Groundwater Sampling Records
APPENDIX B	Laboratory Analytical Results
APPENDIX C	Key to Parameter Abbreviations/Statistical Database Revision
APPENDIX D	Statistical Evaluation
APPENDIX E	Total Flow and Total Leachate Volume

**SECOND HALF 2024 GROUNDWATER MONITORING REPORT
LITTLE ROCK MUNICIPAL LANDFILL
TERRACON PROJECT 35247081**

1.0 INTRODUCTION

The City of Little Rock (CLR) operates a Class 1 Municipal Solid Waste Landfill (Landfill) under Solid Waste Permit Number 266-S (Permit) issued by the Arkansas Department of Environmental Quality (ADEQ) on April 4, 1993. The current groundwater monitoring system consists of six monitoring wells designated MW-1A, MW-2A, MW-3A, MW-4A, MW-6B, and MW-7A. This groundwater monitoring report summarizes the Second Half 2024 semi-annual sampling event which was conducted on September 9-10, 2024.

1.1 Site Location

The Landfill is located in an area that had previously been mined for kaolinite clay. The CLR Landfill lies approximately 1/2 mile southeast of the intersection of Arkansas Highways 338 and 367 in southeast Little Rock, Arkansas. More specifically, the Landfill is located in portions of Sections 9 and 10, Township 1 South, Range 12 West, in Pulaski County. **FIGURE 1** displays the general landfill site location.

1.2 Site Groundwater Monitoring System

According to the "Groundwater Monitoring Program for the City of Little Rock Solid Waste Management Facility" prepared by R.W. Beck and Associates (September 1993), groundwater is to be monitored at two (2) levels at the facility: in the overburden soils, which include the mine spoil area (upper level) and at the boundary between the bedrock (syenite) and the overburden soils (lower level). Monitoring wells MW-1A through MW-4A monitor the lower-level groundwater regime downgradient from the facility. Wells MW-6B and MW-7A are utilized to monitor the lower-level flow regime upgradient of the facility. The gradient control system outflow points (GCS-1 and GCS-4) are used as the downgradient monitoring locations for the upper flow regime. Groundwater monitoring wells are identified on **FIGURE 2**.

In addition to the above-mentioned monitoring locations, eight (8) piezometers at the facility are utilized for water level measurements (HW-1 through HW-8). The primary purpose of the piezometers is to ensure that a positive inward gradient is maintained. However, during the initial sampling and analysis phase of the groundwater monitoring program, four (4) of these piezometers (HW-1, HW-3, HW-5, and HW-7) were used as sampling stations to collect baseline information in the mine spoils area of the upper groundwater flow regime, downgradient of the facility. Should the gradient become outward, these piezometers will be used as gradient monitoring stations again to monitor the upper flow regime, downgradient of the Landfill. The remaining four (4) piezometers (HW-2, HW-4, HW-6, and HW-8A) are only used for gradient monitoring, unless the need to use them for other purposes arises.

Finally, in the event that documented well contamination occurs at the facility, the piezometers serving as baseline monitoring locations could also serve as back-up monitoring points for the upper flow regime downgradient of the Landfill. The piezometers were utilized as permanent water level monitoring locations and were used only to collect groundwater samples during the initial phase of the monitoring program.

The six monitoring wells at the facility utilize dedicated bladder-type pumps. These pumps are used for purging and sample collection in each of the wells. **FIGURE 2** shows the locations of all monitoring wells, piezometers, and gradient control monitoring points.

2.0 GROUNDWATER SAMPLING

This report covers the Second Half 2024 semi-annual assessment monitoring event conducted at the Landfill. This is the second event for assessment monitoring for the facility. In preparation for assessment monitoring, the facility sampled for Appendix II parameters on January 30-31, 2024 at MW-2A, MW-4A, MW-6B, and MW-7A. Sulfite was added to the previous sampling list as it was the only additional parameter not listed previously that was detected during the Appendix II sampling event. All samples were collected in accordance with the "*Groundwater Monitoring Program for the City of Little Rock Solid Waste Management Facility*" prepared by R.W. Beck and Associates. The list of parameters analyzed in accordance with Condition Number 17 of the Permit is presented in **TABLE 1** with the addition of sulfide.

**TABLE 1
 CONSTITUENTS FOR ASSESSMENT MONITORING**

ORGANIC CONSTITUENT	INORGANIC CONSTITUENT
<u>APPENDIX 1 VOLATILES</u>	<u>APPENDIX 1 METALS</u>
ACETONE	ANTIMONY
ACRYLONITRILE	ARSENIC
BENZENE	BARIUM
BROMOCHLOROMETHANE	BERYLLIUM
BROMODICHLOROMETHANE	CADMIUM
BROMOFORM; TRIBROMOMETHANE	CHROMIUM
CARBON DISULFIDE	COBALT
CARBON TETRACHLORIDE	COPPER
CHLOROBENZENE	LEAD
CHLOROETHANE	NICKEL
CHLOROFORM	SELENIUM
DIBROMOCHLOROMETHANE	SILVER
DBCP	THALLIUM
EDB	VANADIUM
1,2-DICHLOROBENZENE	ZINC
1,4-DICHLOROBENZENE	
TRANS-1,4-DICHLORO-2-BUTENE	
1,1-DICHLOROETHANE	<u>OTHER CONSTITUENTS</u>
1,2-DICHLOROETHANE	CHLORIDE
1,1-DICHLOROETHYLENE	IRON
CIS-1,2,-DICHLOROETHYLENE	MANGANESE
TRANS-1,2-DICHLOROETHYLENE	SULFATE
1,2-DICHLOROPROPANE	TOTAL HARDNESS
CIS-1,3-DICHLOROPROPENE	TOC
TRANS-1,3-DICHLOROPROPENE	TDS
ETHYLBENZENE	SULFIDE
2-HEXANONE	
METHYL BROMIDE	<u>FIELD</u>
METHYL CHLORIDE	TURBIDITY
METHYL ETHYL KETONE	TEMPERATURE (°C)
METHYL IODIDE	SPECIFIC CONDUCTANCE
4-METHYL-2-PENTANONE	pH
METHYLENE BROMIDE	
METHYLENE CHLORIDE	
STYRENE	
1,1,1,2-TETRACHLOROETHANE	
TETRACHLOROETHYLENE	
TOLUENE	
1,1,1-TRICHLOROETHANE	
1,1,2-TRICHLOROETHANE	
TRICHLOROETHYLENE	
TRICHLOROFLUOROMETHANE	
1,2,3-TRICHLOROPROPANE	
VINYL ACETATE	
VINYL CHLORIDE	
XYLENE	

2.1 Water level determination

Prior to purging each well for sampling, the depth to water was measured using an electronic water level probe. The measurements were taken to the nearest 0.01-foot from the top of the well casing and this information was used to calculate the volume of water in the well. Since non-dedicated equipment was used to obtain water levels, procedures were instituted to ensure the samples were not contaminated. The electronic water level probe is constructed of inert materials and was decontaminated with distilled water prior to use at each well or piezometer.

2.2 Well Evacuation

The water standing in a well prior to sampling may not be representative of in-situ groundwater quality. Therefore, the Terracon field representative purged three casing volumes from the well at a rate that did not cause recharge water to be excessively agitated. The evacuation procedure helped to ensure that all well water is replaced by fresh formation water upon completion of the process. Dedicated bladder pumps were used to purge the wells and disposable Nitrile gloves were worn by the sampling personnel. Measures were taken to prevent surface soils from coming in contact with the purging equipment and lines, which could introduce contaminants to the well.

In order to document that formation waters are entering the well, representative samples of the discharge water were periodically collected and tested for field water quality parameters. The parameters measured were specific conductance, temperature, pH, and turbidity. Water quality parameters (with the exception of turbidity) were considered stable if three successive readings did not vary more than 10 percent. Measures were taken to obtain turbidity readings as low as possible prior to sampling.

2.3 Equipment Decontamination Procedure

All devices that are used in the monitoring wells and have contact with the sample were thoroughly cleaned before use. These devices included a water level probe.

First, the water level probe is washed with potable water and phosphate-free laboratory detergent. Next, the probe is rinsed with potable water and finally, rinsed with distilled water. The water level probe is then placed in a plastic bag to reduce contact with air and taken into the field. After a water level is measured, a paper towel is soaked with distilled water and, as the probe is reeled up, the tape and probe are cleaned.

2.4 Sample Extraction

The technique used to withdraw each groundwater sample from the wells was selected based on a consideration of the parameters analyzed in the sample. To ensure the groundwater sample is representative of the formation, it is important to minimize physically altering or chemically contaminating the sample during the withdrawal process. In order to minimize the possibility of sample contamination, the Terracon field representative:

- *Assured that clean sampling equipment was not placed directly on the ground or other contaminated surfaces prior to insertion into the well.*
- *Utilized a new pair of disposable nitrile gloves at each monitoring point.*

- *Never drop sampling equipment into the well, which could result in the de-gassing of any volatile constituents upon impact.*
- *Transferred the samples to the appropriate containers in a manner that minimized agitation and aeration.*

The gradient control system (GCS) monitoring points GCS-1 and GCS-4 were sampled utilizing slightly different protocols. First, the gradient control pump system is turned on by an electrical switch inside the pump station. The GCS pump is allowed to pump out the underdrain water for several minutes to facilitate a “purging” period. The pumped water is discharged into the stormwater outlet that runs adjacent to the outfall pipe leading from the pump station. Once sufficient purging is complete, generally 3 or 4 minutes, the Terracon field representative collects the appropriate samples directly from the water discharge from the outfall pipe. Field parameters are measured at the time of sample collection and recorded on *Field Groundwater Monitoring Sampling Records*. Nitrile gloves are worn by the field representative(s) during all GCS sampling. This process is repeated for each GCS monitoring point. Once sufficient samples have been collected, the pump is turned off.

2.5 Field Testing

Some of the parameters evaluated are physically or chemically unstable and were tested immediately after collection by the Terracon representative using field test kits. Examples of unstable elements or properties include pH and temperature. Although the turbidity and specific conductance (inverse of electrical resistance) of an aqueous solution are relatively stable, these parameters were also determined in the field. Field measurements of pH, temperature, turbidity, and specific conductance were accomplished with the use of portable meters. Accurate measurements require close attention to equipment calibration, sample handling, measurement procedures, and decontamination. A conductivity/temperature meter, turbidity meter, and pH meter were utilized for this purpose. A summary of the field measurements for the Second Half 2024 sampling event is presented in TABLE 2.

**TABLE 2
 FIELD MEASUREMENTS**

SAMPLE POINT	DATE SAMPLED	DATUM ELEV. (FMSL)	DEPTH TO WATER (ft.)	WATER SURFACE ELEV. (FMSL)	TEMP. (°C)	pH (SU)	SPEC. COND. (µS/cm)	TURBIDITY (NTU)
MW-1A	9/10/2024	283.35	12.80	270.55	19.9	7.86	810	2.05
MW-2A	9/9/2024	280.46	17.33	263.13	20.2	7.59	530	8.71
MW-3A	9/9/2024	296.54	27.70	268.84	18.8	6.17	243	12.0
MW-4A	9/9/2024	303.93	27.25	276.68	21.1	6.59	245	13.2
MW-6B	9/10/2024	345.47	15.44	330.03	20.6	6.43	322	20.1
MW-7A	9/10/2024	309.26	14.92	294.34	21.0	6.40	708	35.41
HW-1	9/10/2024	284.64	12.71	271.93	NA	NA	NA	NA
HW-2	9/10/2024	283.13	8.22	274.91	NA	NA	NA	NA
HW-2A	9/10/2024	282.99	9.91	273.08	NA	NA	NA	NA
HW-3	9/10/2024	296.13	8.02	288.11	NA	NA	NA	NA
HW-4	9/10/2024	295.62	7.76	287.86	NA	NA	NA	NA
HW-5	9/10/2024	307.60	12.74	294.86	NA	NA	NA	NA
HW-6	9/10/2024	306.79	10.35	296.44	NA	NA	NA	NA
HW-7	9/10/2024	312.06	17.74	294.32	NA	NA	NA	NA
HW-8A	9/10/2024	309.37	17.17	292.20	NA	NA	NA	NA

2.6 Field QA/QC Procedures

A duplicate of MW-4A was collected and labeled as Dup. The duplicate sample is used to verify the consistency and precision of the sampling and testing procedures. Procedures utilized for collecting the duplicate sample were identical to the sampling protocol detailed in Section 2.4. The duplicate sample was collected at the same time as the MW-4A sample.

A field blank was also collected and labeled FB. The field blank consisted of distilled water poured into a sample container under field conditions and returned for laboratory analysis. The Terracon field representative prepared the field blank for all the required monitoring parameters. The field blank was used to verify that the sample collection and handling process did not affect the quality of the samples.

An equipment blank was collected by pouring laboratory grade de-ionized water over the sampling equipment and into the sample containers. The equipment blank was used to verify that the equipment was properly cleaned between wells and to test the quality of the water used to decontaminate the field equipment.

A volatile organic analyte (VOA) trip blank was also included as part of the field QA/QC procedures. The trip blank was prepared in the laboratory utilizing de-ionized water, transported to the site, handled as a sample (yet never opened in the field), and returned to the laboratory for analysis. Trip blank results are used to verify that the sample containers were adequately prepared/handled in the laboratory, and that the groundwater samples were protected from contamination during transport.

2.7 Handling/Transport/Custody

Samples were accompanied by a Chain-of-Custody record that includes the name of the facility, collector's signatures, monitoring point identification, date, time, type of sample, number of containers, and analyses required. Samples collected from the Landfill site were placed in sample containers provided by the Laboratory. Containers are certified clean by the supplier.

Attached to the sample container at the time of collection is the sample label. The following information is recorded on the sample label:

- *project or facility name,*
- *sample type,*
- *sample location number (well number),*
- *preservative type,*
- *sampling date and time, and*
- *sample collector's name or initials.*

Documentation for the sample collection process and other important information was recorded on the contract laboratory Chain-of-Custody form. The standard format includes the date, time, type of sample collected, volume of each sample, code for sample analysis, unique sample number, sampling location, and field measurements. The entries were signed by the sample collector.

2.8 Sample Preservation

In accordance with the facility's approved *Sampling and Analysis Plan*, the samples were placed in an ice chest, filled with ice for preservation, and cooled to approximately 4 degrees Celsius immediately after collection. Custody was retained by the Terracon representative from the time of collection until delivery to Eurofins Laboratory. A copy of the Chain-of-Custody form is included in APPENDIX C.

3.0 SECOND HALF 2024 SEMI-ANNUAL SAMPLING EVENT

Analytical results for this sampling event are provided in the following sections, tables, and appendices. In addition, all historical groundwater data was evaluated statistically to determine if significant differences exist in detected concentrations versus the background water quality concentrations at the Landfill.

3.1 Groundwater Elevation & Flow Direction

There are currently six monitoring wells and nine piezometers located around the Landfill area. Water level elevations have been collected from the monitoring wells during each of the sampling events conducted to date. In addition, water levels were also collected from piezometers HW-1, HW-2, HW-2A, HW-3, HW-4, HW-5, HW-6, and HW-8A during the Second Half 2024 event. The results of the field measurements for this sampling event are presented in TABLE 2. The water levels were measured from a referenced mark on top of each well casing. These reference marks were surveyed in relation to established benchmarks. Based on the levels measured in each of the wells, potentiometric maps for both flow zones were created for the Second Half 2024 sampling event and are labeled as FIGURES 2 and 3. From the results of this evaluation, and in concurrence with past hydrogeologic studies, the general groundwater flow direction for the upper flow regime is inward in the area of the waste disposal unit. The general flow for the lower regime is to the north.

Based on the principles of Darcian flow, the average linear velocities during the Second Half 2024 event were calculated utilizing the following equation:

$$V_x = (K \cdot I) / n_e$$

where,

V_x is the average linear velocity (length/time),
 K is the hydraulic conductivity (length/time),
 i is the hydraulic gradient (length/length),
and n_e is the effective porosity (unitless).

Hydraulic gradient was calculated for the Second Half 2024 sampling event by comparing the upgradient well, MW-6B, to a well located directly downgradient, MW-2A. The change in head of 66.90 feet between the two wells over a distance of approximately 2,736 feet produces a hydraulic gradient of 0.024 (ft/ft). An upper and lower limit for the hydraulic conductivity of the uppermost aquifer was estimated to be 2.0×10^{-5} cm/sec and 5.0×10^{-6} cm/sec respectively (Grubbs, Garner, and Hoskyn January 1993). An average porosity of 33 percent is representative of the uppermost aquifer silty to sandy clay materials (Freeze/Cherry, 1979).

The upper and lower linear velocity calculated for the Second Half 2024 is 1.45×10^{-6} cm/sec and 3.64×10^{-7} cm/sec respectively.

$$\text{Upper Limit } V_x = [(2.0 \times 10^{-5} \text{ cm/sec}) (0.024)] / (0.33) = 1.45 \times 10^{-6} \text{ cm/sec}$$

$$\text{Lower Limit } V_x = [(5.0 \times 10^{-6} \text{ cm/sec}) (0.024)] / (0.33) = 3.64 \times 10^{-7} \text{ cm/sec}$$

3.2 Groundwater Quality

The data presented in APPENDIX A represents the historical data compiled since the first sampling event was conducted at the Landfill in May 1999. The database also contains historical data for GCS-1 and GCS-4 compiled since November 1993 and April 1997, respectively. The data was utilized to identify increasing trends and to statistically determine if differences exist between background concentrations versus compliance concentrations. The groundwater monitoring records for the Second Half 2024 sampling event are included in APPENDIX B. APPENDIX C presents the groundwater quality analytical results for the Second Half 2024 sampling event.

3.2.1 Outlier Determination

After the analytical groundwater data has been entered into the EPA approved groundwater database, *SANITAS™ for Groundwater* evaluates the data for the presence of anomalies or outliers. An outlier as defined in the *Statistical Analysis of Ground-Water Monitoring Data at RCRA Facilities (Final Guidance, March 2009)*, is “[a] groundwater constituent concentration value that is much different from most other values in a data set for the same ground-water constituent concentration.”

Values identified as outliers using this procedure may be either legitimate outliers or observational errors. An outlier, as generally defined, is a valid sample value that has little chance of being observed. Thus, while the value is a legitimate member of the population sampled, its presence in a sample set distorts estimates of population characteristics that can be inferred from the sample set. Statistical analysis of such a sample set is more informative when outliers are identified and discounted. An observation error may appear to have the same properties as an outlier, but the

observation error is not a valid measurement. Observation errors may be introduced by poor sampling, sample handling techniques, improper analytical techniques, and laboratory errors. As a result, observation errors may also distort estimates of population characteristics.

TOC at MW-1A was calculated as a statistical outlier during the Second Half 2024 sampling event. Outlier analysis summary tables are available in APPENDIX D. Outlier values indicated on the summary table occurred during previous sampling events.

3.2.2 Statistical Evaluation

The statistical methods used to evaluate the groundwater data for statistically significant increases (SSIs) were based on statistical procedures outlined in the *Statistical Analysis of Ground-Water Monitoring Data at RCRA Facilities (Final Guidance, March 2009)* and ASTM D6312-98 *Standard Guide for Developing Appropriate Statistical Approaches for Groundwater Detection Monitoring Programs (2005)*. The SANITAS™ for Groundwater program was utilized to compile and statistically evaluate the data for the Second Half 2024 sampling event. A brief description of the procedures that were used in the statistical evaluation is provided on each statistical plot (See APPENDIX D).

When selecting a valid statistical method for the site, several considerations were taken into account. Inter-well comparisons, which compare a background pool of data to a downgradient compliance pool of data, were invalid because the uppermost aquifer groundwater quality has shown spatial variability in the background data. From this information, the following procedures were created:

Intra Well Prediction Intervals

The prediction interval is a statistical interval used to compare a single observation to a group of observations. The prediction interval is calculated to include observations from the same population with a specified confidence. In groundwater monitoring, a prediction interval approach may be used to make comparisons between background and compliance data. The interval is constructed to contain all future observations with stated confidence. For the site, intra-well prediction intervals will be developed based on a 95% confidence that future observations will fall within the range. If any future observation exceeds the prediction interval, this is considered statistically significant evidence that the observation is not representative of the background group.

The statistical methods used to evaluate the groundwater data are further described in the sites approved Revised Groundwater Sampling and Analysis Plan dated December 2013.

It should be noted, when managing estimated concentrations between the MDL and PQL (J values), the guidance generally favors substituting the reporting limit (RL) itself as the imputation, rather than RL/2 for non-detects.

Inter-Well Prediction Intervals

The prediction interval is a statistical interval used to compare a single observation to a group of observations. The prediction interval is calculated to include observations from the same population with a specified confidence. In groundwater monitoring a prediction interval approach may be used to make comparisons between background and compliance well data. The interval is developed to contain all future observations, within a certain probability. For the site, inter-well prediction intervals have been developed based on a 99% confidence that future observations will fall within the range.

If any future observation exceeds this interval, this is statistically significant evidence that the observation is not representative of the background group.

During the parametric interval analysis, the mean and the standard deviation are calculated for the raw or transformed background data. The number of comparison observations, K , is defined to be included in the interval. If less than 15% of the background observations are non-detects, the non-detects are replaced with one half of the reporting limit prior to performing the analysis. If more than 15% but less than 50% of the background data are below the reporting limit, the data's sample mean and standard deviation are adjusted according to the Kaplan-Meier method. However, when the background data are not transformed-normal or contain greater than 50% observations below the reporting limit, SANITAS™ automatically constructs a nonparametric prediction interval.

During nonparametric analysis, the highest value from the background data is used to set the upper limit of the prediction interval.

Sen's Slope/Mann-Kendall

When used in conjunction with one another, the Mann-Kendall test for temporal trend and the Sen's slope estimate are two types of evaluation monitoring statistics useful in determining the significance of an apparent trend and to estimate the magnitude of that trend. Prior to performing prediction intervals, the Sen's Slope/Mann-Kendall was performed on each detected constituent from each well in order to determine whether a statistical trend is present. The Mann-Kendall test is non-parametric, meaning that it does not depend on an assumption of a particular underlying distribution. The test uses only the relative magnitude of data rather than actual values. Values reported by the lab as below the detection limit are assigned values equal to one half the PQL.

The results of the prediction intervals and Sen's Slope/Mann-Kendall associated with the Second Half 2024 sampling event are presented in APPENDIX D.

3.2.3 Results of the Statistical Evaluation

Based on calculations performed with the SANITAS™ for Groundwater statistical program utilizing intra-well methods, statistically significant increases (SSIs) were calculated for the following parameters during the Second Half 2024 sampling event.

Well	Parameter
MW-7A (Upgradient)	sulfate, nickel, manganese, cobalt, TOC

Exceedances for the Second Half of 2023 are as follows: sulfate, nickel, manganese, cobalt, and TOC at upgradient well MW-7A.

The following are Natural Variations of Groundwater Quality (NVGQ) for this event for these SSIs:

- MW-7A is an upgradient well and any SSIs should be classified as a NVGQ.
- Interwell Prediction Intervals were not performed as there were no SSIs detected in any of the downgradient wells during the Second Half 2025 event.

3.2.4 Comparison to Established Water Quality Standards

The analytical results for the Second Half 2024 sampling event are summarized in TABLE 3.

**TABLE 3
 GROUNDWATER QUALITY RESULTS**

SAMPLE POINT	TDS (mg/L)	TOC (mg/L)	Antimony (ug/L)	Arsenic (ug/L)	Barium (ug/L)	Beryllium (ug/L)	Cadmium (ug/L)	Chromium (ug/L)	Cobalt (ug/L)
GCS-1	290	3.6	<10.0	2.4	240	<0.5	<0.5	0.47 J	<10.0
GCS-4	460	4.6	<10.0	2.2	290	0.12 J	<0.5	<0.5	<10.0
MW-1A	450	1.3	<10.0	1.5	110	<0.5	0.029 J	<0.5	<10.0
MW-2A	310	1.3	<10.0	4.5	140	<0.5	0.054 J	<0.5	<10.0
MW-3A	160	1.6	<10.0	0.85	190	<0.5	0.056 J	<0.5	<10.0
MW-4A	180	1.3	<10.0	3.3	260	<0.5	0.038 J	0.81	<10.0
(Dup) MW-4A	170	1.2	<10.0	3.2	130	<0.5	0.046 J	0.73	<10.0
MW-6B	220	11	<10.0	6.1	140	0.11 J	0.062 J	0.71	1.6 J
MW-7A	120	6.8	<10.0	4.9	350	<0.5	0.091 J	<0.5	79
Field Blank	<25	0.90	<10.0	<0.5	1.9 J	<0.5	<0.5	<0.5	<10.0
EPA Standards	---	500**	6*	10*	2000*	4*	5*	100*	---
SAMPLE POINT	Copper (ug/L)	Iron (ug/L)	Lead (ug/L)	Manganese (ug/L)	Nickel (ug/L)	Selenium (ug/L)	Silver (ug/L)	Thallium (ug/L)	Vanadium (ug/L)
GCS-1	2.3	400	<0.5	5900	2.3	<2.0	<0.5	<0.5	2.5 J
GCS-4	2.4	270	0.23 J	4000	3.0	<2.0	<0.5	<0.5	2.3 J
MW-1A	2.1	220	0.29 J	120	2.0	<2.0	<0.5	0.047 J	2.1 J
MW-2A	2.9	820	0.39 J	150	2.4	<2.0	<0.5	<0.5	2.7 J
MW-3A	5.0 J	100	0.23 J	270	2.5	<2.0	<0.5	<0.5	2.7 J
MW-4A	3.9	6600	0.38 J	280	2.9	<2.0	<0.5	<0.5	5.4 J
(Dup) MW-4A	3.7	6400	0.41 J	140	2.8	<2.0	<0.5	<0.5	4.9 J
MW-6B	13	14000	0.62	4700	4.2	<2.0	<0.5	<0.5	8.9 J
MW-7A	2.6	340	0.27 J	7200	19	<2.0	<0.5	0.23 J	7.9 J
Field Blank	2.2	32 J	0.65	2.4 J	1.8 J	<2.0	<0.5	<0.5	1.8 J
EPA Standards	1,300*	300**	15*	50**	---	50*	100**	2*	---

*Primary Drinking Water Standard-Maximum Contaminant Level (MCL)

**Secondary Drinking Water Standard (SDWS)

Values in **BOLD** exceed applicable Drinking Water Standard

“J” values are estimated concentrations between the method detection level (MDL) and the practical quantitation level (PQL).

**TABLE 3
 GROUNDWATER QUALITY RESULTS**

SAMPLE POINT	pH (S.U.)	Zinc (ug/L)	Chloride (mg/L)	Sulfate (mg/L)
GCS-1	6.28	3.4 J	15	16
GCS-4	6.21	3.4 J	27	9.0
MW-1A	7.86	5.7 J	76	2.5
MW-2A	7.59	7.3 J	26	23
MW-3A	6.17	5.0 J	2.9	35
MW-4A	6.59	12	6.7	8.3
(Dup) MW-4A	NA	10	8.2	27
MW-6B	6.43	27	2.0	38
MW-7A	6.40	16	2.8	9.1
Field Blank	n/a	6.3 J	<20	<20
EPA Standards	6.5-8.5**	5000**	250**	250**

*Primary Drinking Water Standard-Maximum Contaminant Level (MCL)

**Secondary Drinking Water Standard (SDWS)

***Blank Corrected in Database (Detected in Field Blank and Equipment Blank)

Values in **BOLD** exceed applicable Drinking Water Standard

"J" values are estimated concentrations between the method detection level (MDL) and the practical quantitation level (PQL).

TABLE 3 shows a comparison of concentrations reported for the Second Half 2024 sampling event to the applicable Primary Drinking Water Standard-Maximum Contaminant Levels (MCLs) and the Secondary Drinking Water Standards. The Secondary Drinking Water Standards are set primarily for aesthetic reasons and are generally not considered health-based criteria. Constituents covered by these standards are those which may adversely affect the aesthetic qualities of drinking water such as taste, odor, color, and appearance and are not federally enforced.

No Primary Drinking Water Standard MCLs were exceeded during the Second Half 2024 sampling event.

Secondary Drinking Water Standard MCLs were exceedances for the Second Half 2024 for iron at MW-2A, MW-3A, MW-4A, MW-6B, and MW-7A and manganese at MW-1A, MW-2A, MW-3A, MW-4A, MW-6B, and MW-7A.

No VOCs were detected in the monitoring well samples collected during the Second Half 2024.

It should also be noted that 2-butanone (MEK) was detected in the equipment blank as a J value. However, lead, nickel, and copper were detected in the field blank and barium, iron, vanadium, zinc, manganese, TOC, and 2-butanone (MEK) were detected as J values during the Second Half 2024 event.

3.2.5 QA/QC Comparison

A comparison of the Second Half 2024 analytical results for MW-4A and the duplicate sample is presented in TABLE 3. There appears to be little variability in the duplicate groundwater quality analysis for this sampling period.

4.0 LEACHATE AND GRADIENT CONTROL PUMPING VOLUMES

In accordance with Permit Conditions 16 and 17 of CLR Solid Waste Permit 266-S, the CLR has included the pump minutes and volumes for the leachate pumps for pump stations 1-4; the Little Rock Wastewater Utilities meters volumes treated; and gradient control pumps at pump stations 1 and 4 (APPENDIX E). The first reporting period includes dates September 1 through February 28, and the second reporting period includes dates March 1 through August 31. During this period between March 1 through August 31, 2024, gradient control pumps pumped a total of 11,076,960 gallons. During the same period the leachate pumps pumped a total of 13,034,400 gallons according to the control panels on the pumping system. The volumes are calculated via the recorded pump minutes, not read from a flow meter. The amount of leachate disposed by the City to the Little Rock Wastewater Utilities was 14,506,127 gallons based on a flow meter reading for this reporting period. This amount should be considered the volumes of leachate treated for this time period.

5.0 CONCLUSIONS

Based on the results of the Second Half 2024 groundwater sampling and laboratory analysis, Terracon reached the following conclusions:

Groundwater Flow

- *Based on the levels measured in each of the wells, potentiometric maps for both flow zones were created for the Second Half 2024 sampling event. From the results of this evaluation, and in concurrence with past hydrogeologic studies, the general groundwater flow direction for the upper flow regime is inward in the area of the waste disposal. The overall flow for the lower regime is to the north. The upper and lower linear velocity calculated for the Second Half 2024 is 1.45×10^{-6} cm/sec and 3.64×10^{-7} cm/sec respectively.*

Analytical Results

- *No Primary Drinking Water Standard MCLs were exceeded during the Second Half 2024 sampling event.*
- *No VOCs were detected in the monitoring well samples collected during the Second Half 2024.*
- *TOC at MW-1A was calculated as a statistical outlier during the Second Half 2024 sampling event. Outlier analysis summary tables are available in APPENDIX D. Additional outlier values indicated on the summary table occurred during previous sampling events.*
- *Based on calculations performed with the SANITAS™ for Groundwater statistical program utilizing intra-well methods, statistically significant increases (SSIs) were calculated for the following parameters during the Second Half 2024 sampling event.*

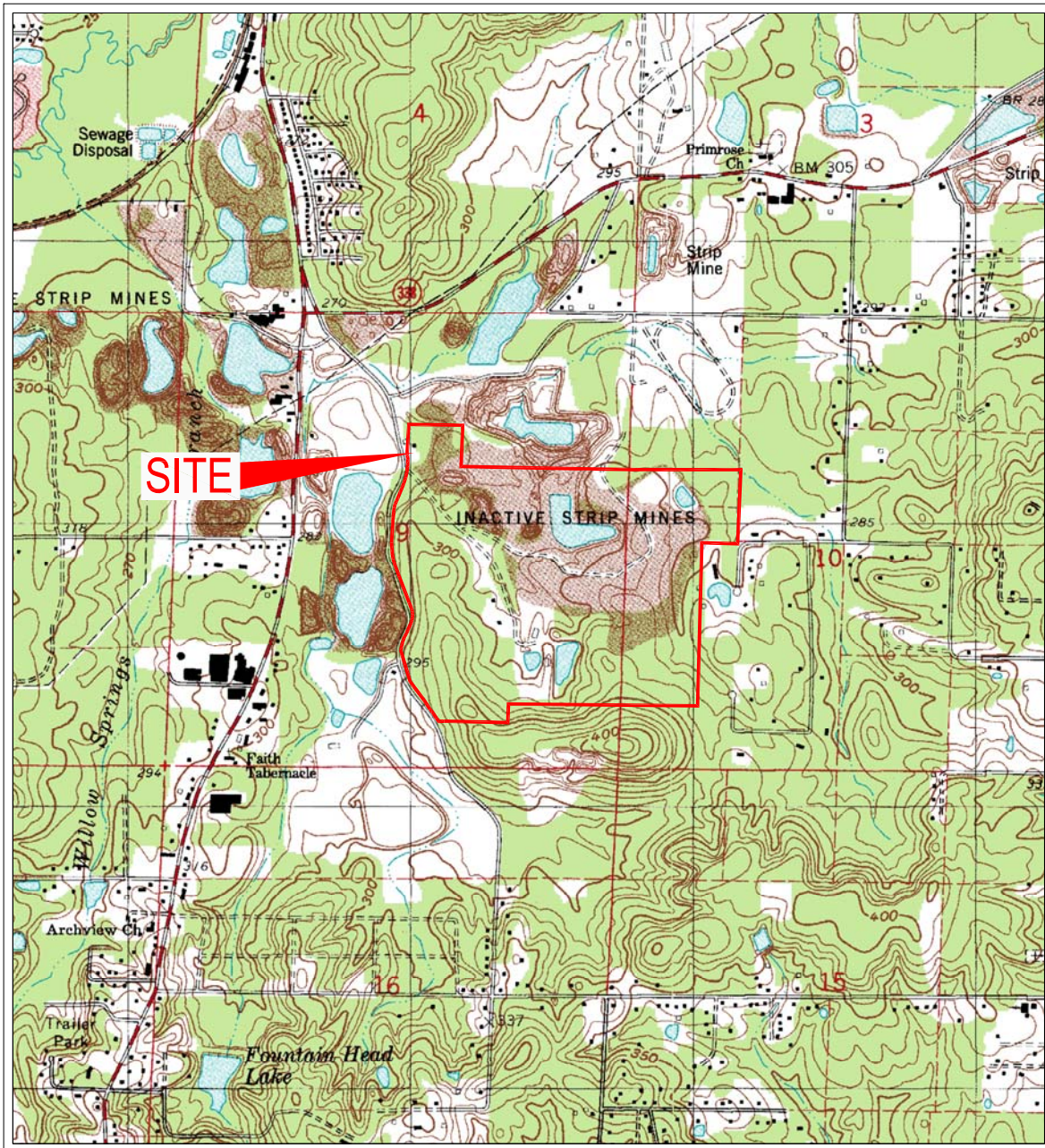
Well	Parameter
MW-7A (Upgradient)	sulfate, nickel, manganese, cobalt, TOC

Exceedances for the Second Half of 2023 are as follows: sulfate, nickel, manganese, cobalt, and TOC at upgradient well MW-7A.

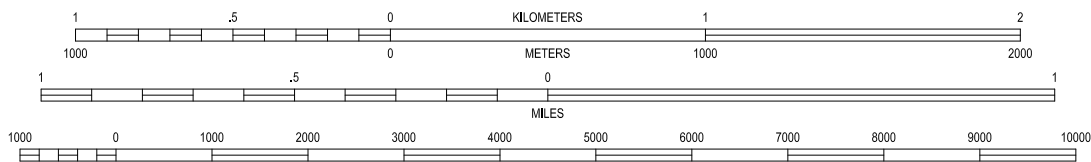
The following are Natural Variations of Groundwater Quality (NVGQ) for this event for these SSIs:

- *MW-7A is an upgradient well and any SSI's should be considered as a NVGQ.*
- *Interwell Prediction Intervals were not performed as there were no SSIs detected in any of the downgradient wells during the Second Half 2025 event.*
- *Based on comments received in DEQ Document ID 82584, 83305, & 84494, the City of Little Rock Landfill entered assessment monitoring for arsenic in monitoring wells MW-2A, MW-4A, MW-6B, and MW-7A; thallium at MW-7A; and cobalt, copper, nickel, and acetone at MW-6B. The facility sampled for Appendix II parameters on January 30-31, 2024. The only new constituent detected was for sulfide and it was added to the list along with other parameters to become the Assessment Monitoring parameters. This is the second of four events to build a background data set for these parameters before confidence intervals will be performed.*
- *The next semi-annual groundwater sampling event is tentatively scheduled for March 2025.*

Figures



SCALE 1:24 000



CONTOUR INTERVAL 10 FEET
NATIONAL GEODETIC VERTICAL DATUM OF 1929

LITTLE ROCK
QUADRANGLE
1986

7.5 MINUTE SERIES (TOPOGRAPHIC)



Project Mngjr:	DGJ
Drawn By:	PTG
Checked By:	DGJ
Approved By:	DGJ
Project No.	018-001-35957056C
Scale:	AS SHOWN
File No.	068
Date:	5/5/2016

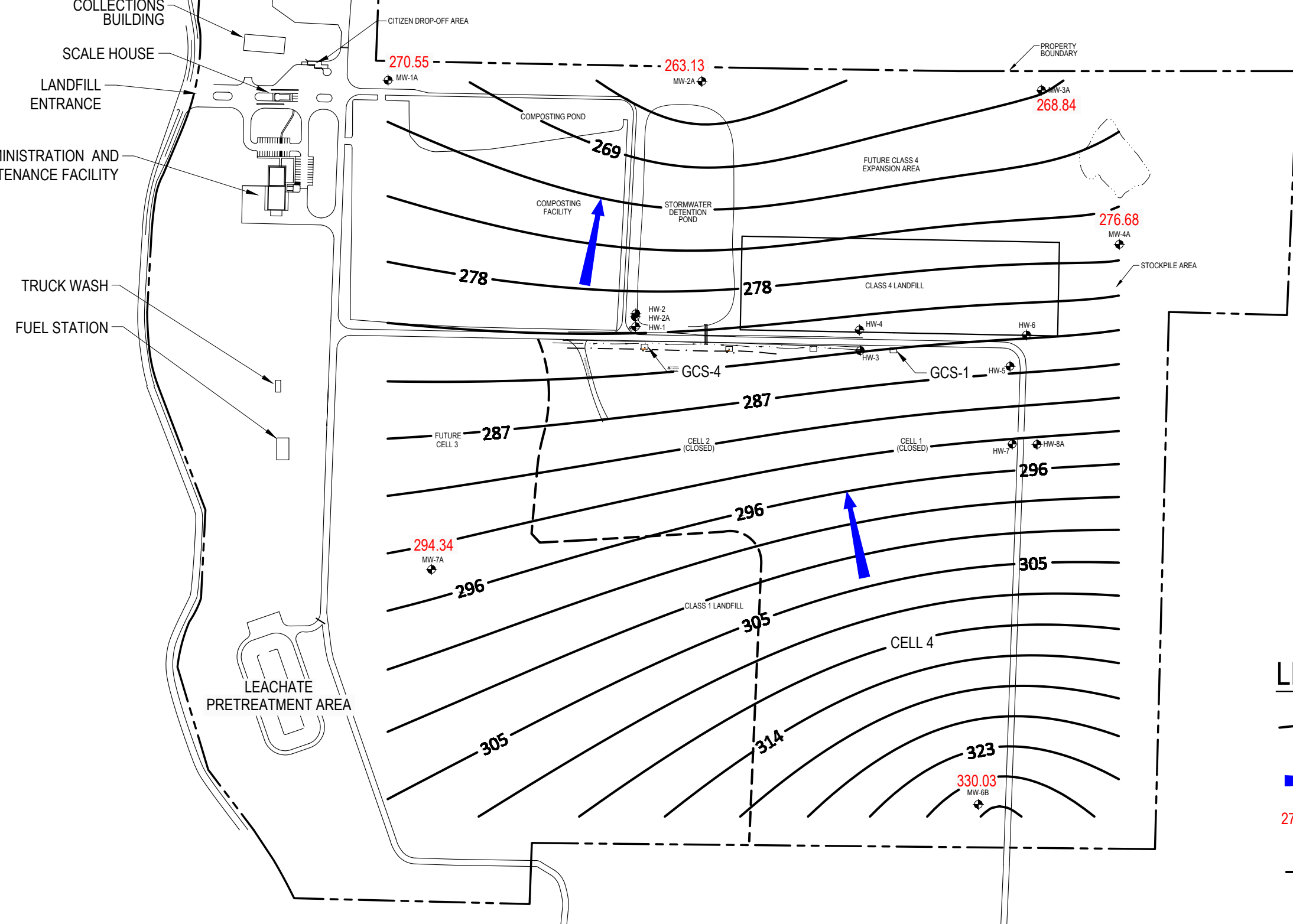

Terracon
Consulting Engineers and Scientists

25809 I-30 SOUTH BRYANT, AR 72022
PH. (501) 847-9292 FAX. (501) 847-9210

SITE LOCATION MAP	
CITY OF LITTLE ROCK	
CLASS 1 LANDFILL	
LITTLE ROCK	ARKANSAS

FIG. No.	1
----------	---

COLLECTION VEHICLE PARKING
 COLLECTIONS BUILDING
 SCALE HOUSE
 LANDFILL ENTRANCE
 ADMINISTRATION AND MAINTENANCE FACILITY
 TRUCK WASH
 FUEL STATION



LEGEND

- POTENTIOMETRIC SURFACE CONTOUR (fmsl)
- GROUNDWATER FLOW DIRECTION
- MONITORING WELL WITH GROUNDWATER ELEVATION (fmsl)
- WASTE MASS BOUNDARY

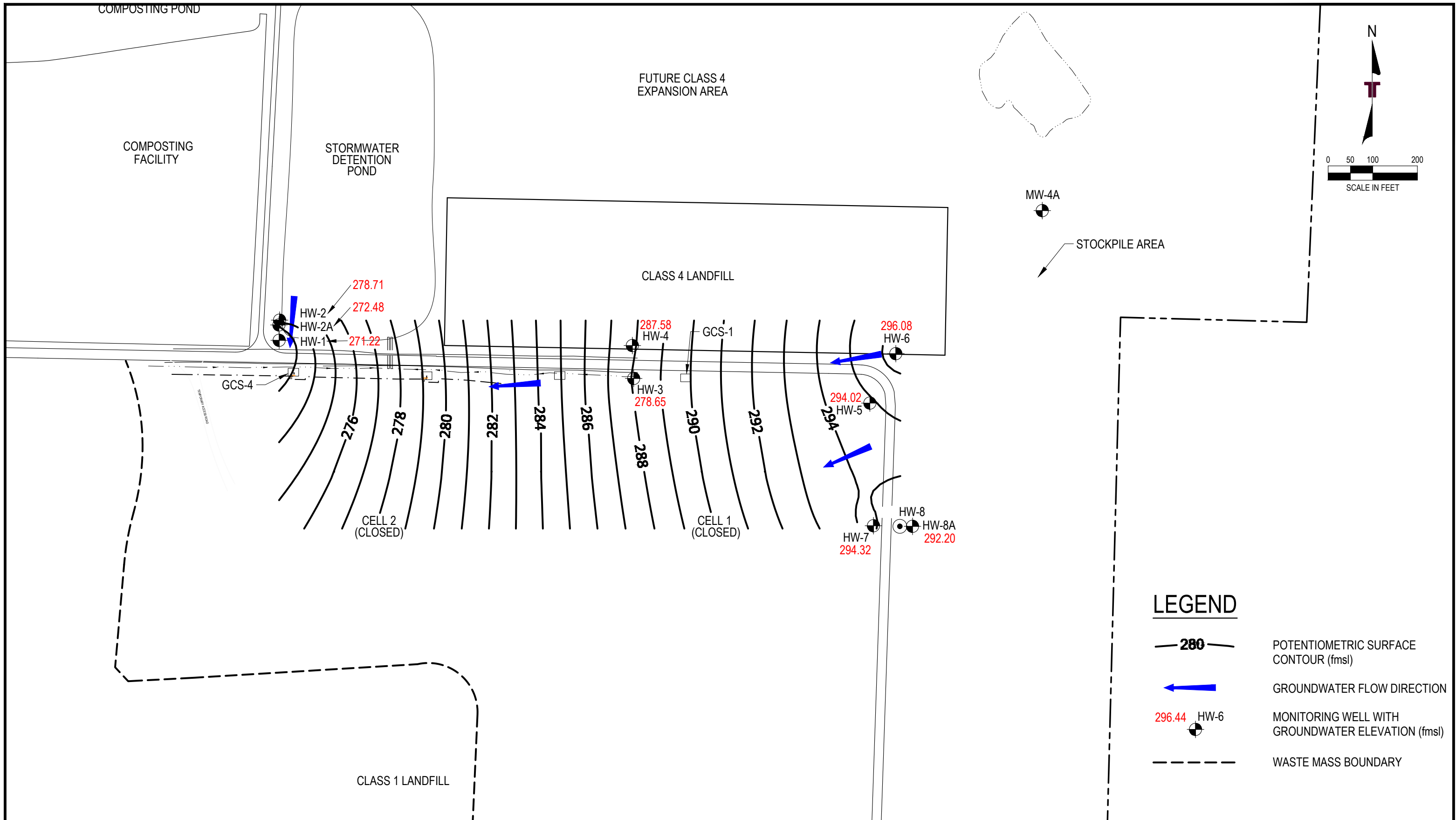
REV.	DATE	BY	DESCRIPTION

Terracon
 Consulting Engineers and Scientists
 25809 I-30 SOUTH BRYANT, AR 72022
 PH. (501) 847-9292 FAX. (501) 847-9210

SECOND HALF 2024 POTENTIOMETRIC SURFACE MAP - LOWER FLOW REGIME
 CITY OF LITTLE ROCK
 CLASS 1 LANDFILL
 LITTLE ROCK ARKANSAS

FIGURE 2

DESIGNED BY:	PTG
DRAWN BY:	PTG
APPVD. BY:	DGJ
SCALE:	AS SHOWN
DATE:	1/30/2025
JOB NO.:	018-001-35957056C
ACAD NO.:	147
SHEET NO.:	OF



REV.	DATE	BY	DESCRIPTION

Terracon
 Consulting Engineers and Scientists
 25809 I-30 SOUTH BRYANT, AR 72022
 PH. (501) 847-9292 FAX. (501) 847-9210

SECOND HALF 2024 POTENTIOMETRIC SURFACE MAP - UPPER FLOW REGIME
CITY OF LITTLE ROCK
 CLASS 1 LANDFILL
 LITTLE ROCK ARKANSAS

FIGURE 3

DESIGNED BY:	PTG
DRAWN BY:	PTG
APPVD. BY:	DGJ
SCALE:	AS SHOWN
DATE:	1/30/2025
JOB NO.:	018-001-35957056C
ACAD NO.:	148
SHEET NO.:	
	OF

Appendix A

Groundwater Sampling Records

Daily Project Groundwater Sampling Summary

Project No: 35247081 **Date of Report:** 9/9/2024
Client Name: City of Little Rock Landfill
Project Name: City of LR Environmentals
Location: Little Rock, Arkansas
Representative: Nathan Charles
Technician(s): Fernando Ocampo
Sampling Area: Landfill
Sampling Event: 2nd Half 2024

WEATHER:

Clear Raining
 Cloudy Windy
 Partly Cloudy Foggy / Misty
76 Low Temp. (°F) 78 High Temp. (°F)

Notes:

REPORTING TIMES:

Depart Lab: 8:00 AM Depart Site: 4:00 PM
 Arrive Site: 8:30 AM Arrive Lab: 4:30 PM

FIELD TESTING PERFORMED:

Sample Retrieval Well Development
 Well Purge Well Installation

EQUIPMENT USED:

<u> </u> Grundfos Pump	<u> 1 </u> Air Compressor
<u> </u> Peristaltic Pump	<u> 1 </u> Control Box
<u> 1 </u> Water Level Probe	<u> 1 </u> pH Meter
<u> </u> Bailer	<u> 1 </u> Conductivity Meter
<u> 1 </u> Generator	<u> </u>

EQUIPMENT CALIBRATION:

 WW pH

DECON FIELD EQUIPMENT:

Alconox & Distilled Water

SUMMARY OF ACTIVITIES OBSERVED:

Actions performed:

Terracon technician retrieved samples from monitoring wells to prepare for analytics shipment.

Notes:

Water levels were also taken.

<u>Wells Sampled</u>	<u>Sampling Method</u>	<u>Well Condition / Comments</u>	<u>Time</u>
<u>MW-2A/EB</u>	<u>Dedicated</u>	<u>Good</u>	<u>1137/1100</u>
<u>MW-3A</u>	<u>Dedicated</u>	<u>Good</u>	<u>1237</u>
<u>MW-4A/Dup</u>	<u>Dedicated</u>	<u>Good</u>	<u>1434/1445</u>
<u>GCS-4/FB</u>	<u>Grab</u>	<u>Good</u>	<u>1015/1055</u>
<u> </u>	<u> </u>	<u> </u>	<u> </u>
<u> </u>	<u> </u>	<u> </u>	<u> </u>
<u> </u>	<u> </u>	<u> </u>	<u> </u>
<u> </u>	<u> </u>	<u> </u>	<u> </u>
<u> </u>	<u> </u>	<u> </u>	<u> </u>
<u> </u>	<u> </u>	<u> </u>	<u> </u>
<u> </u>	<u> </u>	<u> </u>	<u> </u>
<u> </u>	<u> </u>	<u> </u>	<u> </u>

Note: Copies of all completed "Project Field Record Forms" are to be submitted to the Project Manager at the end of each day and should be maintained with the Project Records.

Daily Project Groundwater Sampling Summary

Project No: 35247081 **Date of Report:** 9/10/2024
Client Name: City of Little Rock Landfill
Project Name: City of LR Environmentals
Location: Little Rock, Arkansas
Representative: Nathan Charles
Technician(s): Fernando Ocampo
Sampling Area: Landfill
Sampling Event: 2nd Half 2024

WEATHER:	
<input checked="" type="checkbox"/> Clear	<input type="checkbox"/> Raining
<input type="checkbox"/> Cloudy	<input type="checkbox"/> Windy
<input type="checkbox"/> Partly Cloudy	<input type="checkbox"/> Foggy / Misty
63 Low Temp. (°F)	79 High Temp. (°F)
Notes:	

REPORTING TIMES:	
Depart Lab: _____	Depart Site: 4:00 PM
Arrive Site: 8:30 AM	Arrive Lab: 4:30 PM

FIELD TESTING PERFORMED:	
<input checked="" type="checkbox"/> Sample Retrieval	<input type="checkbox"/> Well Development
<input type="checkbox"/> Well Purge	<input type="checkbox"/> Well Installation

EQUIPMENT USED:	
_____ Grundfos Pump	_____
_____ Peristaltic Pump	_____
1 Water Level Probe	1 pH Meter
2 Bailer	1 Conductivity Meter
_____ Generator	_____

EQUIPMENT CALIBRATION:	
WW _____	pH _____
_____	_____
_____	_____

DECON FIELD EQUIPMENT:	
Alconox & Distilled Water	

SUMMARY OF ACTIVITIES OBSERVED:

Actions performed:
Terracon technician retrieved samples from monitoring wells to prepare for analytics shipment.

Notes:

Wells Sampled	Sampling Method	Well Condition / Comments	Time
MW-1A	Dedicated	Good	0914
MW-6B	Dedicated	Good	1025
MW-7A	Bailer	Good	0947
GCS-1	Grab	NA	0805

Note: Copies of all completed "Project Field Record Forms" are to be submitted to the Project Manager at the end of each day and should be maintained with the Project Records.

GROUNDWATER MONITORING SAMPLING RECORDS

OVERVIEW

PROJECT NUMBER: <u>35247081</u>	DATE: <u>9/10/2024</u>
SAMPLING LOCATION: <u>MW-1A</u>	WEATHER: <u>Clear 65°F</u>
DATUM FOR WATER DEPTH MEASUREMENT: <u>T.O.C.</u>	WELL DIAMETER (in): <u>2</u>

WELL PHYSICAL CONDITION

WELL LOCKED? <input checked="" type="checkbox"/> Yes <input checked="" type="checkbox"/> No	CASING CONDITION: <input checked="" type="checkbox"/> Ok <input type="checkbox"/> Needs Attention
WELL NUMBER LABELED? <input type="checkbox"/> Yes <input checked="" type="checkbox"/> No	WELL PAINT CONDITION: <input type="checkbox"/> Ok <input checked="" type="checkbox"/> Needs Attention
GENERAL WELL INTERIOR/EXTERIOR CONDITIONS: <u>Unlabeled, worn paint</u>	

WATER CALCULATIONS

WATER DEPTH (feet): <u>12.80</u>	TOTAL DEPTH OF WELL (feet): <u>85.41</u>
VOLUME OF WATER $V = 3.0408 \times [TD-WD(ft)] \times [Diameter(in)]^2$ in Gallons: <u>11.84</u>	

WELL PURGING

INITIAL APPEARANCE: <u>Turbid</u>	INITIAL ODOR: <u>None</u>
PURGING DATE: <u>9/10/2024</u>	PURGING METHOD: <u>Dedicated</u>
TIME START PURGING: <u>844</u>	TIME END PURGING: <u>914</u>
VOLUME PURGED [Gallons]: <u>1.5</u>	WELL PURGED DRY? <input type="checkbox"/> Yes <input checked="" type="checkbox"/> No

WELL SAMPLING

SAMPLE APPEARANCE: <u>Clear</u>	SAMPLE ODOR: <u>None</u>
SAMPLE DATE: <u>9/10/2024</u>	SAMPLE METHOD: <u>Dedicated</u>
TIME START SAMPLING: <u>914</u>	TIME END SAMPLING: <u>919</u>

FIELD MEASUREMENTS

TIME	VOLUME [GAL]	WATER LEVEL [feet]	TEMP [°C]	pH [SU]	CONDUCTIVITY [µS/cm]	TURBIDITY [NTU]
854	0.5	18.11	18.9	7.64	801	2.05
904	1.0	18.11	19.1	7.68	806	1.96
914	1.5	18.11	19.1	7.68	810	2.9

FIELD SAMPLE PRESERVATION: <u>Ice</u>	CONTAINER HANDLING: <u>Terracon Consultants, Inc.</u>
--	--

COMMENTS

GROUNDWATER MONITORING SAMPLING RECORDS

OVERVIEW

PROJECT NUMBER: <u>35247081</u>	DATE: <u>9/9/2024</u>
SAMPLING LOCATION: <u>MW-2A</u>	WEATHER: <u>Cloudy 76°F</u>
DATUM FOR WATER DEPTH MEASUREMENT: <u>T.O.C.</u>	WELL DIAMETER (in): <u>2</u>

WELL PHYSICAL CONDITION

WELL LOCKED? <input type="checkbox"/> Yes <input checked="" type="checkbox"/> No	CASING CONDITION: <input checked="" type="checkbox"/> Ok <input type="checkbox"/> Needs Attention
WELL NUMBER LABELED? <input checked="" type="checkbox"/> Yes <input type="checkbox"/> No	WELL PAINT CONDITION: <input checked="" type="checkbox"/> Ok <input type="checkbox"/> Needs Attention
GENERAL WELL INTERIOR/EXTERIOR CONDITIONS: <u>Good</u>	

WATER CALCULATIONS

WATER DEPTH (feet): <u>17.33</u>	TOTAL DEPTH OF WELL (feet): <u>162.03</u>
VOLUME OF WATER $V = 3.0408 \times [TD-WD(ft)] \times [Diameter(in)]^2$ in Gallons: <u>23.60</u>	

WELL PURGING

INITIAL APPEARANCE: <u>Clear</u>	INITIAL ODOR: <u>None</u>
PURGING DATE: <u>9/9/2024</u>	PURGING METHOD: <u>Dedicated</u>
TIME START PURGING: <u>1042</u>	TIME END PURGING: <u>1137</u>
VOLUME PURGED [Gallons]: <u>7.0</u>	WELL PURGED DRY? <input type="checkbox"/> Yes <input checked="" type="checkbox"/> No

WELL SAMPLING

SAMPLE APPEARANCE: <u>Clear</u>	SAMPLE ODOR: <u>None</u>
SAMPLE DATE: <u>9/9/2024</u>	SAMPLE METHOD: <u>Dedicated</u>
TIME START SAMPLING: <u>1137</u>	TIME END SAMPLING: <u>1146</u>

FIELD MEASUREMENTS

TIME	VOLUME [GAL]	WATER LEVEL [feet]	TEMP [°C]	pH [SU]	CONDUCTIVITY [µS/cm]	TURBIDITY [NTU]
1052	2.0	28.55	20.4	7.65	540	4.44
1102	4.0	32.89	19.5	7.62	525	2.16
1112	6.0	34.13	19.6	7.62	514	4.64
1122	6.3	34.14	20.6	7.61	520	6.08
1127	6.5	34.14	20.3	7.61	518	8.31
1132	6.8	34.14	20.2	7.60	529	8.59
1137	7.0	34.14	20.2	7.59	530	8.71

FIELD SAMPLE PRESERVATION: <u>Ice</u>	CONTAINER HANDLING: <u>Terracon Consultants, Inc.</u>	
COMMENTS	Calibrate pH 6.99 - 3.99	EB @ 1100

GROUNDWATER MONITORING SAMPLING RECORDS

OVERVIEW

PROJECT NUMBER: <u>35247081</u>	DATE: <u>9/9/2024</u>
SAMPLING LOCATION: <u>MW-3A</u>	WEATHER: <u>Clear 76°F</u>
DATUM FOR WATER DEPTH MEASUREMENT: <u>T.O.C.</u>	WELL DIAMETER (in): <u>2</u>

WELL PHYSICAL CONDITION

WELL LOCKED? <input type="checkbox"/> Yes <input checked="" type="checkbox"/> No	CASING CONDITION: <input checked="" type="checkbox"/> Ok <input type="checkbox"/> Needs Attention
WELL NUMBER LABELED? <input checked="" type="checkbox"/> Yes <input type="checkbox"/> No	WELL PAINT CONDITION: <input checked="" type="checkbox"/> Ok <input type="checkbox"/> Needs Attention
GENERAL WELL INTERIOR/EXTERIOR CONDITIONS: <u>Good</u>	

WATER CALCULATIONS

WATER DEPTH (feet): <u>27.70</u>	TOTAL DEPTH OF WELL (feet): <u>72.92</u>
VOLUME OF WATER $V = 3.0408 \times [TD-WD(ft)] \times [Diameter(in)]^2$ in Gallons: <u>7.38</u>	

WELL PURGING

INITIAL APPEARANCE: <u>Clear</u>	INITIAL ODOR: <u>None</u>
PURGING DATE: <u>9/9/2024</u>	PURGING METHOD: <u>Dedicated</u>
TIME START PURGING: <u>1157</u>	TIME END PURGING: <u>1237</u>
VOLUME PURGED [Gallons]: <u>4.5</u>	WELL PURGED DRY? <input type="checkbox"/> Yes <input checked="" type="checkbox"/> No

WELL SAMPLING

SAMPLE APPEARANCE: <u>Clear</u>	SAMPLE ODOR: <u>None</u>
SAMPLE DATE: <u>9/9/2024</u>	SAMPLE METHOD: <u>Dedicated</u>
TIME START SAMPLING: <u>1237</u>	TIME END SAMPLING: <u>1245</u>

FIELD MEASUREMENTS

TIME	VOLUME [GAL]	WATER LEVEL [feet]	TEMP [°C]	pH [SU]	CONDUCTIVITY [µS/cm]	TURBIDITY [NTU]
1207	1.5	37.10	21.5	6.29	220	44.3
1217	2.5	40.34	20.6	6.27	232	13.10
1227	3.5	40.34	19.2	6.19	240	9.20
1237	4.5	40.34	18.8	6.17	243	12.0

FIELD SAMPLE PRESERVATION: <u>Ice</u>	CONTAINER HANDLING: <u>Terracon Consultants, Inc.</u>
---------------------------------------	---

COMMENTS	
----------	--

GROUNDWATER MONITORING SAMPLING RECORDS

OVERVIEW

PROJECT NUMBER: <u>35247081</u>	DATE: <u>9/9/2024</u>
SAMPLING LOCATION: <u>MW-4A</u>	WEATHER: <u>Clear 78°F</u>
DATUM FOR WATER DEPTH MEASUREMENT: <u>T.O.C.</u>	WELL DIAMETER (in): <u>2</u>

WELL PHYSICAL CONDITION

WELL LOCKED? <input checked="" type="checkbox"/> Yes <input type="checkbox"/> No	CASING CONDITION: <input checked="" type="checkbox"/> Ok <input type="checkbox"/> Needs Attention
WELL NUMBER LABELED? <input checked="" type="checkbox"/> Yes <input type="checkbox"/> No	WELL PAINT CONDITION: <input checked="" type="checkbox"/> Ok <input type="checkbox"/> Needs Attention
GENERAL WELL INTERIOR/EXTERIOR CONDITIONS: <u>Unlabeled, worn paint</u>	

WATER CALCULATIONS

WATER DEPTH (feet): <u>27.25</u>	TOTAL DEPTH OF WELL (feet): <u>107.20</u>
VOLUME OF WATER $V = 3.0408 \times [TD-WD(ft)] \times [Diameter(in)]^2$ in Gallons: <u>13.04</u>	

WELL PURGING

INITIAL APPEARANCE: <u>Clear</u>	INITIAL ODOR: <u>None</u>
PURGING DATE: <u>9/9/2024</u>	PURGING METHOD: <u>Dedicated</u>
TIME START PURGING: <u>1354</u>	TIME END PURGING: <u>1434</u>
VOLUME PURGED [Gallons]: <u>2.5</u>	WELL PURGED DRY? <input type="checkbox"/> Yes <input checked="" type="checkbox"/> No

WELL SAMPLING

SAMPLE APPEARANCE: <u>Clear</u>	SAMPLE ODOR: <u>None</u>
SAMPLE DATE: <u>9/9/2024</u>	SAMPLE METHOD: <u>Dedicated</u>
TIME START SAMPLING: <u>1434</u>	TIME END SAMPLING: <u>1440</u>

FIELD MEASUREMENTS

TIME	VOLUME [GAL]	WATER LEVEL [feet]	TEMP [°C]	pH [SU]	CONDUCTIVITY [μ S/cm]	TURBIDITY [NTU]
1404	1.0	35.26	20.5	6.66	242	7.02
1414	1.5	35.26	20.4	6.65	246	10.74
1424	2.0	35.26	21.1	6.60	245	13.00
1434	2.5	35.26	21.1	6.59	245	13.20

FIELD SAMPLE PRESERVATION: <u>Ice</u>	CONTAINER HANDLING: <u>Terracon Consultants, Inc.</u>	COMMENTS: <u>Dup @ 1445</u>
---------------------------------------	---	-----------------------------

GROUNDWATER MONITORING SAMPLING RECORDS

OVERVIEW

PROJECT NUMBER: <u>35247081</u>	DATE: <u>9/9/2024</u>
SAMPLING LOCATION: <u>MW-6B</u>	WEATHER: <u>Clear 79°F</u>
DATUM FOR WATER DEPTH MEASUREMENT: <u>T.O.C.</u> WELL DIAMETER (in): <u>2</u>	

WELL PHYSICAL CONDITION

WELL LOCKED? <input checked="" type="checkbox"/> Yes <input type="checkbox"/> No	CASING CONDITION: <input checked="" type="checkbox"/> Ok <input type="checkbox"/> Needs Attention
WELL NUMBER LABELED? <input checked="" type="checkbox"/> Yes <input type="checkbox"/> No	WELL PAINT CONDITION: <input type="checkbox"/> Ok <input checked="" type="checkbox"/> Needs Attention
GENERAL WELL INTERIOR/EXTERIOR CONDITIONS: <u>Label Faded, Paint worn</u>	

WATER CALCULATIONS

WATER DEPTH (feet): <u>15.44</u>	TOTAL DEPTH OF WELL (feet): <u>33.98</u>
VOLUME OF WATER $V = 3.0408 \times [TD-WD(ft)] \times [Diameter(in)]^2$ in Gallons: <u>3.02</u>	

WELL PURGING

INITIAL APPEARANCE: <u>Clear</u>	INITIAL ODOR: <u>None</u>
PURGING DATE: <u>9/9/2024</u>	PURGING METHOD: <u>Dedicated</u>
TIME START PURGING: <u>1512</u>	TIME END PURGING: <u>1523</u>
VOLUME PURGED [Liters]: <u>0.50</u>	WELL PURGED DRY? <input checked="" type="checkbox"/> Yes <input type="checkbox"/> No

WELL SAMPLING

SAMPLE APPEARANCE: <u>Clear</u>	SAMPLE ODOR: <u>None</u>
SAMPLE DATE: <u>9/10/2024</u>	SAMPLE METHOD: <u>Dedicated</u>
TIME START SAMPLING: <u>1025</u>	TIME END SAMPLING: <u>1040</u>

FIELD MEASUREMENTS

TIME	VOLUME [Liters]	WATER LEVEL [feet]	TEMP [°C]	pH [SU]	CONDUCTIVITY [µS/cm]	TURBIDITY [NTU]
1517	0.3	NA	23.5	6.50	271	14.8
1523	Dry @ 0.5 gals.					
	9/10/2024					
1025	NA	NA	20.6	6.43	322	20.1

FIELD SAMPLE PRESERVATION: <u>Ice</u>	CONTAINER HANDLING: <u>Terracon Consultants, Inc.</u>	COMMENTS
---------------------------------------	---	----------

GROUNDWATER MONITORING SAMPLING RECORDS

OVERVIEW

PROJECT NUMBER: <u>35247081</u>	DATE: <u>9/9/2024</u>
SAMPLING LOCATION: <u>MW-7A</u>	WEATHER: <u>Clear 63°F</u>
DATUM FOR WATER DEPTH MEASUREMENT: <u>T.O.C.</u>	WELL DIAMETER (in): <u>2</u>

WELL PHYSICAL CONDITION

WELL LOCKED? <input checked="" type="checkbox"/> Yes <input type="checkbox"/> No	CASING CONDITION: <input checked="" type="checkbox"/> Ok <input type="checkbox"/> Needs Attention
WELL NUMBER LABELED? <input checked="" type="checkbox"/> Yes <input type="checkbox"/> No	WELL PAINT CONDITION: <input checked="" type="checkbox"/> Ok <input type="checkbox"/> Needs Attention
GENERAL WELL INTERIOR/EXTERIOR CONDITIONS: <u>Good</u>	

WATER CALCULATIONS

WATER DEPTH (feet): <u>14.92</u>	TOTAL DEPTH OF WELL (feet): <u>30.35</u>
VOLUME OF WATER $V = 3.0408 \times [TD-WD(ft)] \times [Diameter(in)]^2$ in Gallons: <u>2.52</u>	

WELL PURGING

INITIAL APPEARANCE: <u>Turbid</u>	INITIAL ODOR: <u>None</u>
PURGING DATE: <u>9/9/2024</u>	PURGING METHOD: <u>Disposable Bailer</u>
TIME START PURGING: <u>924</u>	TIME END PURGING: <u>948</u>
VOLUME PURGED [Gallons]: <u>7.0</u>	WELL PURGED DRY? <input checked="" type="checkbox"/> Yes <input type="checkbox"/> No

WELL SAMPLING

SAMPLE APPEARANCE: <u>Turbid</u>	SAMPLE ODOR: <u>None</u>
SAMPLE DATE: <u>9/10/2024</u>	SAMPLE METHOD: <u>Disposable Bailer</u>
TIME START SAMPLING: <u>947</u>	TIME END SAMPLING: <u>1005</u>

FIELD MEASUREMENTS

TIME	VOLUME [GAL]	WATER LEVEL [feet]	TEMP [°C]	pH [SU]	CONDUCTIVITY [µS/cm]	TURBIDITY [NTU]
932	2.5	NA	17.7	6.48	348	>1000
940	5.0	NA	17.8	6.59	353	>1000
948	Dry @ 7.0 gals.	NA				
	9/10/2024					
947	NA	NA	21.0	6.40	208	35.41

FIELD SAMPLE PRESERVATION:	Ice	CONTAINER HANDLING:	Terracon Consultants, Inc.
----------------------------	-----	---------------------	----------------------------

COMMENTS

GROUNDWATER MONITORING SAMPLING RECORDS

OVERVIEW

PROJECT NUMBER: 35247081	DATE: _____
SAMPLING LOCATION: Leachate	WEATHER: _____
DATUM FOR WATER DEPTH MEASUREMENT: T.O.C.	WELL DIAMETER (in): _____

WELL PHYSICAL CONDITION

WELL LOCKED? <input type="checkbox"/> Yes <input type="checkbox"/> No	CASING CONDITION: <input type="checkbox"/> Ok <input type="checkbox"/> Needs Attention
WELL NUMBER LABELED? <input type="checkbox"/> Yes <input type="checkbox"/> No	WELL PAINT CONDITION: <input type="checkbox"/> Ok <input type="checkbox"/> Needs Attention
GENERAL WELL INTERIOR/EXTERIOR CONDITIONS: _____ NA	

WATER CALCULATIONS

WATER DEPTH (feet): _____ NA	TOTAL DEPTH OF WELL (feet): _____ NA
VOLUME OF WATER $V = 3.0408 \times [TD-WD(ft)] \times [Diameter(in)]^2$ in Gallons: _____ NA	

WELL PURGING

INITIAL APPEARANCE: NA	INITIAL ODOR: NA
PURGING DATE: NA	PURGING METHOD: NA
TIME START PURGING: NA	TIME END PURGING: NA
VOLUME PURGED [Gallons]: NA	WELL PURGED DRY? <input type="checkbox"/> Yes <input type="checkbox"/> No

WELL SAMPLING

SAMPLE APPEARANCE: _____	SAMPLE ODOR: _____
SAMPLE DATE: _____	SAMPLE METHOD: _____
TIME START SAMPLING: _____	TIME END SAMPLING: _____

FIELD MEASUREMENTS

TIME	VOLUME [GAL]	WATER LEVEL [feet]	TEMP [°C]	pH [SU]	CONDUCTIVITY [µS/cm]	TURBIDITY [NTU]
1230	n/a	n/a				

FIELD SAMPLE PRESERVATION:	Ice	CONTAINER HANDLING:	Terracon Consultants, Inc.
COMMENTS	No leachate available 9/9/24		

GROUNDWATER MONITORING SAMPLING RECORDS

OVERVIEW

PROJECT NUMBER: <u>35247081</u>	DATE: <u>9/10/2024</u>
SAMPLING LOCATION: <u>GCS-1</u>	WEATHER: <u>Clear 63°F</u>
DATUM FOR WATER DEPTH MEASUREMENT: <u>T.O.C.</u> WELL DIAMETER (in): <u>2</u>	

WELL PHYSICAL CONDITION

WELL LOCKED? <input type="checkbox"/> Yes <input type="checkbox"/> No	CASING CONDITION: <input type="checkbox"/> Ok <input type="checkbox"/> Needs Attention
WELL NUMBER LABELED? <input type="checkbox"/> Yes <input type="checkbox"/> No	WELL PAINT CONDITION: <input type="checkbox"/> Ok <input type="checkbox"/> Needs Attention
GENERAL WELL INTERIOR/EXTERIOR CONDITIONS: <u>NA</u>	

WATER CALCULATIONS

WATER DEPTH (feet): <u>NA</u>	TOTAL DEPTH OF WELL (feet): <u>NA</u>
VOLUME OF WATER $V = 3.0408 \times [TD-WD(ft)] \times [Diameter(in)]^2$ in Gallons: <u>NA</u>	

WELL PURGING

INITIAL APPEARANCE: <u>NA</u>	INITIAL ODOR: <u>NA</u>
PURGING DATE: <u>NA</u>	PURGING METHOD: <u>NA</u>
TIME START PURGING: <u>NA</u>	TIME END PURGING: <u>NA</u>
VOLUME PURGED [Gallons]: <u>NA</u>	WELL PURGED DRY? <input type="checkbox"/> Yes <input type="checkbox"/> No

WELL SAMPLING

SAMPLE APPEARANCE: <u>Clear</u>	SAMPLE ODOR: <u>None</u>
SAMPLE DATE: <u>9/10/2024</u>	SAMPLE METHOD: <u>Grab</u>
TIME START SAMPLING: <u>0750</u>	TIME END SAMPLING: <u>0755</u>

FIELD MEASUREMENTS

TIME	VOLUME [GAL]	WATER LEVEL [feet]	TEMP [°C]	pH [SU]	CONDUCTIVITY [µS/cm]	TURBIDITY [NTU]
0750	NA	NA	21.3	6.28	445	7.79

FIELD SAMPLE PRESERVATION: Ice **CONTAINER HANDLING:** Terracon Consultants, Inc.

COMMENTS:

GROUNDWATER MONITORING SAMPLING RECORDS

OVERVIEW

PROJECT NUMBER: <u>35247081</u>	DATE: <u>9/9/2024</u>
SAMPLING LOCATION: <u>GCS-4</u>	WEATHER: <u>Clear 67°F</u>
DATUM FOR WATER DEPTH MEASUREMENT: <u>T.O.C.</u>	WELL DIAMETER (in): <u>2</u>

WELL PHYSICAL CONDITION

WELL LOCKED? <input type="checkbox"/> Yes <input type="checkbox"/> No	CASING CONDITION: <input type="checkbox"/> Ok <input type="checkbox"/> Needs Attention
WELL NUMBER LABELED? <input type="checkbox"/> Yes <input type="checkbox"/> No	WELL PAINT CONDITION: <input type="checkbox"/> Ok <input type="checkbox"/> Needs Attention
GENERAL WELL INTERIOR/EXTERIOR CONDITIONS: <u>NA</u>	

WATER CALCULATIONS

WATER DEPTH (feet): <u>NA</u>	TOTAL DEPTH OF WELL (feet): <u>NA</u>
VOLUME OF WATER $V = 3.0408 \times [TD-WD(ft)] \times [Diameter(in)]^2$ in Gallons: <u>NA</u>	

WELL PURGING

INITIAL APPEARANCE: <u>NA</u>	INITIAL ODOR: <u>NA</u>
PURGING DATE: <u>NA</u>	PURGING METHOD: <u>NA</u>
TIME START PURGING: <u>NA</u>	TIME END PURGING: <u>NA</u>
VOLUME PURGED [Gallons]: <u>NA</u>	WELL PURGED DRY? <input type="checkbox"/> Yes <input type="checkbox"/> No

WELL SAMPLING

SAMPLE APPEARANCE: <u>Turbid</u>	SAMPLE ODOR: <u>None</u>
SAMPLE DATE: <u>9/9/2024</u>	SAMPLE METHOD: <u>Grab</u>
TIME START SAMPLING: <u>1005</u>	TIME END SAMPLING: <u>1010</u>

FIELD MEASUREMENTS

TIME	VOLUME [GAL]	WATER LEVEL [feet]	TEMP [°C]	pH [SU]	CONDUCTIVITY [μ S/cm]	TURBIDITY [NTU]
1005	NA	NA	24.9	6.21	723	48.50

FIELD SAMPLE PRESERVATION: Ice **CONTAINER HANDLING:** Terracon Consultants, Inc.

COMMENTS: FB @ 1055

Appendix B

Laboratory Analytical Results

ANALYTICAL REPORT

PREPARED FOR

Attn: Mr. David Jaros
Terracon Consultants Inc
25809 I-90
Bryant, Arkansas 72022
Generated 9/20/2024 11:37:35 AM

JOB DESCRIPTION

Groundwater

JOB NUMBER

192-14963-1

Eurofins Arkansas

Job Notes

This report may not be reproduced except in full, and with written approval from the laboratory. The results relate only to the samples tested. For questions please contact the Project Manager at the e-mail address or telephone number listed on this page.

The test results in this report relate only to the samples as received by the laboratory and will meet all requirements of the methodology, with any exceptions noted. This report shall not be reproduced except in full, without the express written approval of the laboratory. All questions should be directed to the Eurofins Environment Testing South Central, LLC Project Manager.

Authorization



Generated
9/20/2024 11:37:35 AM

Authorized for release by
Steve Bradford, Lab Director
steve.bradford@et.eurofinsus.com
(501)224-5060



Table of Contents

Cover Page	1
Table of Contents	3
Definitions/Glossary	4
Case Narrative	5
Client Sample Results	6
Surrogate Summary	31
QC Sample Results	32
QC Association Summary	41
Lab Chronicle	45
Certification Summary	50
Method Summary	51
Sample Summary	52
Chain of Custody	53
Receipt Checklists	55

Definitions/Glossary

Client: Terracon Consultants Inc
Project/Site: Groundwater

Job ID: 192-14963-1

Qualifiers

GC/MS VOA

Qualifier	Qualifier Description
J	Result is less than the RL but greater than or equal to the MDL and the concentration is an approximate value.

HPLC/IC

Qualifier	Qualifier Description
E	Result exceeded calibration range.

Metals

Qualifier	Qualifier Description
4	MS, MSD: The analyte present in the original sample is greater than 4 times the matrix spike concentration; therefore, control limits are not applicable.
J	Result is less than the RL but greater than or equal to the MDL and the concentration is an approximate value.

General Chemistry

Qualifier	Qualifier Description
B	Compound was found in the blank and sample.
J	Result is less than the RL but greater than or equal to the MDL and the concentration is an approximate value.

Glossary

Abbreviation	These commonly used abbreviations may or may not be present in this report.
α	Listed under the "D" column to designate that the result is reported on a dry weight basis
%R	Percent Recovery
CFL	Contains Free Liquid
CFU	Colony Forming Unit
CNF	Contains No Free Liquid
DER	Duplicate Error Ratio (normalized absolute difference)
Dil Fac	Dilution Factor
DL	Detection Limit (DoD/DOE)
DL, RA, RE, IN	Indicates a Dilution, Re-analysis, Re-extraction, or additional Initial metals/anion analysis of the sample
DLC	Decision Level Concentration (Radiochemistry)
EDL	Estimated Detection Limit (Dioxin)
LOD	Limit of Detection (DoD/DOE)
LOQ	Limit of Quantitation (DoD/DOE)
MCL	EPA recommended "Maximum Contaminant Level"
MDA	Minimum Detectable Activity (Radiochemistry)
MDC	Minimum Detectable Concentration (Radiochemistry)
MDL	Method Detection Limit
ML	Minimum Level (Dioxin)
MPN	Most Probable Number
MQL	Method Quantitation Limit
NC	Not Calculated
ND	Not Detected at the reporting limit (or MDL or EDL if shown)
NEG	Negative / Absent
POS	Positive / Present
PQL	Practical Quantitation Limit
PRES	Presumptive
QC	Quality Control
RER	Relative Error Ratio (Radiochemistry)
RL	Reporting Limit or Requested Limit (Radiochemistry)
RPD	Relative Percent Difference, a measure of the relative difference between two points
TEF	Toxicity Equivalent Factor (Dioxin)
TEQ	Toxicity Equivalent Quotient (Dioxin)
TNTC	Too Numerous To Count

Case Narrative

Client: Terracon Consultants Inc
Project: Groundwater

Job ID: 192-14963-1

Job ID: 192-14963-1

Eurofins Arkansas

Job Narrative 192-14963-1

Analytical test results meet all requirements of the associated regulatory program listed on the Accreditation/Certification Summary Page unless otherwise noted under the individual analysis. Data qualifiers and/or narrative comments are included to explain any exceptions, if applicable.

- Matrix QC may not be reported if insufficient sample is provided or site-specific QC samples were not submitted. In these situations, to demonstrate precision and accuracy at a batch level, a LCS/LCSD may be performed, unless otherwise specified in the method.
- Surrogate and/or isotope dilution analyte recoveries (if applicable) which are outside of the QC window are confirmed unless attributed to a dilution or otherwise noted in the narrative.

Regulated compliance samples (e.g. SDWA, NPDES) must comply with the associated agency requirements/permits.

Receipt

The samples were received on 9/10/2024 2:19 PM. Unless otherwise noted below, the samples arrived in good condition, and, where required, properly preserved and on ice. The temperatures of the 2 coolers at receipt time were 3.1°C and 3.4°C.

GC/MS VOA

No additional analytical or quality issues were noted, other than those described above or in the Definitions/ Glossary page.

HPLC/IC

No additional analytical or quality issues were noted, other than those described above or in the Definitions/ Glossary page.

Metals

Method 6020B: The matrix spike / matrix spike duplicate (MS/MSD) recoveries for preparation batch 192-23190 and analytical batch 192-23225 were outside control limits for one or more analytes. See QC Sample Results for detail. Sample matrix interference and/or non-homogeneity are suspected because the associated laboratory control sample (LCS) recovery is within acceptance limits.

No additional analytical or quality issues were noted, other than those described above or in the Definitions/ Glossary page.

General Chemistry

No additional analytical or quality issues were noted, other than those described above or in the Definitions/ Glossary page.

Eurofins Arkansas

Client Sample Results

Client: Terracon Consultants Inc
Project/Site: Groundwater

Job ID: 192-14963-1

Client Sample ID: MW-1A

Lab Sample ID: 192-14963-1

Date Collected: 09/10/24 09:14

Matrix: Water

Date Received: 09/10/24 14:19

Method: SW846 8260D - Volatile Organic Compounds by GC/MS

Analyte	Result	Qualifier	RL	MDL	Unit	D	Prepared	Analyzed	Dil Fac
Acetone	<6.3		10	6.3	ug/L			09/16/24 23:33	1
Benzene	<1.5		5.0	1.5	ug/L			09/16/24 23:33	1
Acrylonitrile	<5.6		10	5.6	ug/L			09/16/24 23:33	1
Bromochloromethane	<2.0		5.0	2.0	ug/L			09/16/24 23:33	1
Bromodichloromethane	<1.1		5.0	1.1	ug/L			09/16/24 23:33	1
Bromoform	<1.3		5.0	1.3	ug/L			09/16/24 23:33	1
Bromomethane	<2.8		5.0	2.8	ug/L			09/16/24 23:33	1
2-Butanone (MEK)	<3.3		10	3.3	ug/L			09/16/24 23:33	1
Carbon disulfide	<5.8		10	5.8	ug/L			09/16/24 23:33	1
Carbon tetrachloride	<1.8		2.0	1.8	ug/L			09/16/24 23:33	1
Chlorobenzene	<1.1		5.0	1.1	ug/L			09/16/24 23:33	1
Chloroethane	<2.9		5.0	2.9	ug/L			09/16/24 23:33	1
Chloroform	<2.1		4.0	2.1	ug/L			09/16/24 23:33	1
Chloromethane	<2.7		5.0	2.7	ug/L			09/16/24 23:33	1
1,2-Dibromo-3-Chloropropane	<1.6		5.0	1.6	ug/L			09/16/24 23:33	1
Dibromochloromethane	<1.1		5.0	1.1	ug/L			09/16/24 23:33	1
1,2-Dibromoethane	<1.2		5.0	1.2	ug/L			09/16/24 23:33	1
Dibromomethane	<1.2		5.0	1.2	ug/L			09/16/24 23:33	1
1,2-Dichlorobenzene	<1.3		5.0	1.3	ug/L			09/16/24 23:33	1
1,4-Dichlorobenzene	<1.4		5.0	1.4	ug/L			09/16/24 23:33	1
1,1-Dichloroethane	<1.4		5.0	1.4	ug/L			09/16/24 23:33	1
1,2-Dichloroethane	<1.3		5.0	1.3	ug/L			09/16/24 23:33	1
1,1-Dichloroethene	<2.6		5.0	2.6	ug/L			09/16/24 23:33	1
cis-1,2-Dichloroethene	<1.0		5.0	1.0	ug/L			09/16/24 23:33	1
trans-1,2-Dichloroethene	<1.5		2.0	1.5	ug/L			09/16/24 23:33	1
1,2-Dichloropropane	<1.2		5.0	1.2	ug/L			09/16/24 23:33	1
cis-1,3-Dichloropropene	<1.2		5.0	1.2	ug/L			09/16/24 23:33	1
trans-1,3-Dichloropropene	<2.5		5.0	2.5	ug/L			09/16/24 23:33	1
Ethylbenzene	<2.0		5.0	2.0	ug/L			09/16/24 23:33	1
Iodomethane	<6.3		10	6.3	ug/L			09/16/24 23:33	1
2-Hexanone	<3.8		10	3.8	ug/L			09/16/24 23:33	1
4-Methyl-2-pentanone	<2.9		10	2.9	ug/L			09/16/24 23:33	1
Methylene Chloride	<4.7		5.0	4.7	ug/L			09/16/24 23:33	1
Styrene	<3.0		5.0	3.0	ug/L			09/16/24 23:33	1
1,1,1,2-Tetrachloroethane	<1.1		5.0	1.1	ug/L			09/16/24 23:33	1
1,1,2,2-Tetrachloroethane	<1.4		5.0	1.4	ug/L			09/16/24 23:33	1
Tetrachloroethene	<2.6		5.0	2.6	ug/L			09/16/24 23:33	1
Toluene	<3.2		5.0	3.2	ug/L			09/16/24 23:33	1
1,1,1-Trichloroethane	<2.2		5.0	2.2	ug/L			09/16/24 23:33	1
1,1,2-Trichloroethane	<1.3		5.0	1.3	ug/L			09/16/24 23:33	1
Trichloroethene	<2.0		5.0	2.0	ug/L			09/16/24 23:33	1
Trichlorofluoromethane	<3.2		5.0	3.2	ug/L			09/16/24 23:33	1
1,2,3-Trichloropropane	<1.5		5.0	1.5	ug/L			09/16/24 23:33	1
1,2,4-Trimethylbenzene	<1.8		5.0	1.8	ug/L			09/16/24 23:33	1
1,3,5-Trimethylbenzene	<1.8		5.0	1.8	ug/L			09/16/24 23:33	1
Vinyl acetate	<5.8		10	5.8	ug/L			09/16/24 23:33	1
Vinyl chloride	<1.6		2.0	1.6	ug/L			09/16/24 23:33	1
m,p-Xylenes	<5.9		10	5.9	ug/L			09/16/24 23:33	1
o-Xylene	<1.8		5.0	1.8	ug/L			09/16/24 23:33	1

Eurofins Arkansas

Client Sample Results

Client: Terracon Consultants Inc
Project/Site: Groundwater

Job ID: 192-14963-1

Client Sample ID: MW-1A

Lab Sample ID: 192-14963-1

Date Collected: 09/10/24 09:14

Matrix: Water

Date Received: 09/10/24 14:19

Surrogate	%Recovery	Qualifier	Limits	Prepared	Analyzed	Dil Fac
Dibromofluoromethane (Surr)	102		91 - 109		09/16/24 23:33	1
Toluene-d8 (Surr)	94		87 - 112		09/16/24 23:33	1
4-Bromofluorobenzene (Surr)	90		86 - 112		09/16/24 23:33	1

Method: SW846 9056A - Anions, Ion Chromatography

Analyte	Result	Qualifier	RL	MDL	Unit	D	Prepared	Analyzed	Dil Fac
Chloride	76		2.0	1.5	mg/L			09/13/24 05:38	10
Sulfate	2.5		2.0	1.2	mg/L			09/13/24 05:38	10

Method: SW846 6020B - Metals (ICP/MS)

Analyte	Result	Qualifier	RL	MDL	Unit	D	Prepared	Analyzed	Dil Fac
Antimony	<0.0029		0.010	0.0029	mg/L		09/17/24 16:21	09/17/24 17:40	1
Arsenic	0.0015		0.00050	0.00035	mg/L		09/17/24 16:21	09/17/24 17:40	1
Lead	0.00029	J	0.00050	0.00021	mg/L		09/17/24 16:21	09/17/24 17:40	1
Selenium	<0.00072		0.0020	0.00072	mg/L		09/17/24 16:21	09/17/24 17:40	1
Thallium	0.000047	J	0.00050	0.000045	mg/L		09/17/24 16:21	09/17/24 17:40	1
Cadmium	0.000029	J	0.00050	0.000028	mg/L		09/17/24 16:21	09/17/24 17:40	1
Beryllium	<0.000098		0.00050	0.000098	mg/L		09/17/24 16:21	09/17/24 17:40	1
Barium	0.11		0.010	0.0013	mg/L		09/17/24 16:21	09/17/24 18:21	5
Iron	0.22		0.050	0.014	mg/L		09/17/24 16:21	09/17/24 17:40	1
Nickel	0.0020		0.00050	0.00019	mg/L		09/17/24 16:21	09/17/24 17:40	1
Vanadium	0.0021	J	0.010	0.0016	mg/L		09/17/24 16:21	09/17/24 17:40	1
Silver	<0.000069		0.00050	0.000069	mg/L		09/17/24 16:21	09/17/24 17:40	1
Copper	0.0021		0.00050	0.00028	mg/L		09/17/24 16:21	09/17/24 17:40	1
Zinc	0.0057	J	0.010	0.0018	mg/L		09/17/24 16:21	09/17/24 17:40	1
Manganese	0.12		0.10	0.0017	mg/L		09/17/24 16:21	09/17/24 18:21	5
Chromium	<0.00047		0.00050	0.00047	mg/L		09/17/24 16:21	09/17/24 17:40	1
Cobalt	<0.00072		0.010	0.00072	mg/L		09/17/24 16:21	09/17/24 17:40	1

General Chemistry

Analyte	Result	Qualifier	RL	MDL	Unit	D	Prepared	Analyzed	Dil Fac
Total Dissolved Solids (SM 2540C - 2015)	450		25	25	mg/L			09/11/24 10:38	1
Sulfide (SM 4500 S2 G-2011)	0.038		0.025	0.0049	mg/L			09/16/24 16:31	1
Total Organic Carbon (SM 5310 C-2014)	1.3	B	1.0	0.20	mg/L			09/12/24 13:13	1

Client Sample ID: MW-2A

Lab Sample ID: 192-14963-2

Date Collected: 09/09/24 11:37

Matrix: Water

Date Received: 09/10/24 14:19

Method: SW846 8260D - Volatile Organic Compounds by GC/MS

Analyte	Result	Qualifier	RL	MDL	Unit	D	Prepared	Analyzed	Dil Fac
Acetone	<6.3		10	6.3	ug/L			09/16/24 20:05	1
Benzene	<1.5		5.0	1.5	ug/L			09/16/24 20:05	1
Acrylonitrile	<5.6		10	5.6	ug/L			09/16/24 20:05	1
Bromochloromethane	<2.0		5.0	2.0	ug/L			09/16/24 20:05	1
Bromodichloromethane	<1.1		5.0	1.1	ug/L			09/16/24 20:05	1
Bromoform	<1.3		5.0	1.3	ug/L			09/16/24 20:05	1
Bromomethane	<2.8		5.0	2.8	ug/L			09/16/24 20:05	1
2-Butanone (MEK)	<3.3		10	3.3	ug/L			09/16/24 20:05	1
Carbon disulfide	<5.8		10	5.8	ug/L			09/16/24 20:05	1

Euofins Arkansas

Client Sample Results

Client: Terracon Consultants Inc
Project/Site: Groundwater

Job ID: 192-14963-1

Client Sample ID: MW-2A

Lab Sample ID: 192-14963-2

Date Collected: 09/09/24 11:37

Matrix: Water

Date Received: 09/10/24 14:19

Method: SW846 8260D - Volatile Organic Compounds by GC/MS (Continued)

Analyte	Result	Qualifier	RL	MDL	Unit	D	Prepared	Analyzed	Dil Fac
Carbon tetrachloride	<1.8		2.0	1.8	ug/L			09/16/24 20:05	1
Chlorobenzene	<1.1		5.0	1.1	ug/L			09/16/24 20:05	1
Chloroethane	<2.9		5.0	2.9	ug/L			09/16/24 20:05	1
Chloroform	<2.1		4.0	2.1	ug/L			09/16/24 20:05	1
Chloromethane	<2.7		5.0	2.7	ug/L			09/16/24 20:05	1
1,2-Dibromo-3-Chloropropane	<1.6		5.0	1.6	ug/L			09/16/24 20:05	1
Dibromochloromethane	<1.1		5.0	1.1	ug/L			09/16/24 20:05	1
1,2-Dibromoethane	<1.2		5.0	1.2	ug/L			09/16/24 20:05	1
Dibromomethane	<1.2		5.0	1.2	ug/L			09/16/24 20:05	1
1,2-Dichlorobenzene	<1.3		5.0	1.3	ug/L			09/16/24 20:05	1
1,4-Dichlorobenzene	<1.4		5.0	1.4	ug/L			09/16/24 20:05	1
1,1-Dichloroethane	<1.4		5.0	1.4	ug/L			09/16/24 20:05	1
1,2-Dichloroethane	<1.3		5.0	1.3	ug/L			09/16/24 20:05	1
1,1-Dichloroethene	<2.6		5.0	2.6	ug/L			09/16/24 20:05	1
cis-1,2-Dichloroethene	<1.0		5.0	1.0	ug/L			09/16/24 20:05	1
trans-1,2-Dichloroethene	<1.5		2.0	1.5	ug/L			09/16/24 20:05	1
1,2-Dichloropropane	<1.2		5.0	1.2	ug/L			09/16/24 20:05	1
cis-1,3-Dichloropropene	<1.2		5.0	1.2	ug/L			09/16/24 20:05	1
trans-1,3-Dichloropropene	<2.5		5.0	2.5	ug/L			09/16/24 20:05	1
Ethylbenzene	<2.0		5.0	2.0	ug/L			09/16/24 20:05	1
Iodomethane	<6.3		10	6.3	ug/L			09/16/24 20:05	1
2-Hexanone	<3.8		10	3.8	ug/L			09/16/24 20:05	1
4-Methyl-2-pentanone	<2.9		10	2.9	ug/L			09/16/24 20:05	1
Methylene Chloride	<4.7		5.0	4.7	ug/L			09/16/24 20:05	1
Styrene	<3.0		5.0	3.0	ug/L			09/16/24 20:05	1
1,1,1,2-Tetrachloroethane	<1.1		5.0	1.1	ug/L			09/16/24 20:05	1
1,1,1,2,2-Tetrachloroethane	<1.4		5.0	1.4	ug/L			09/16/24 20:05	1
Tetrachloroethene	<2.6		5.0	2.6	ug/L			09/16/24 20:05	1
Toluene	<3.2		5.0	3.2	ug/L			09/16/24 20:05	1
1,1,1-Trichloroethane	<2.2		5.0	2.2	ug/L			09/16/24 20:05	1
1,1,2-Trichloroethane	<1.3		5.0	1.3	ug/L			09/16/24 20:05	1
Trichloroethene	<2.0		5.0	2.0	ug/L			09/16/24 20:05	1
Trichlorofluoromethane	<3.2		5.0	3.2	ug/L			09/16/24 20:05	1
1,2,3-Trichloropropane	<1.5		5.0	1.5	ug/L			09/16/24 20:05	1
1,2,4-Trimethylbenzene	<1.8		5.0	1.8	ug/L			09/16/24 20:05	1
1,3,5-Trimethylbenzene	<1.8		5.0	1.8	ug/L			09/16/24 20:05	1
Vinyl acetate	<5.8		10	5.8	ug/L			09/16/24 20:05	1
Vinyl chloride	<1.6		2.0	1.6	ug/L			09/16/24 20:05	1
m,p-Xylenes	<5.9		10	5.9	ug/L			09/16/24 20:05	1
o-Xylene	<1.8		5.0	1.8	ug/L			09/16/24 20:05	1

Surrogate	%Recovery	Qualifier	Limits	Prepared	Analyzed	Dil Fac
Dibromofluoromethane (Surr)	101		91 - 109		09/16/24 20:05	1
Toluene-d8 (Surr)	92		87 - 112		09/16/24 20:05	1
4-Bromofluorobenzene (Surr)	94		86 - 112		09/16/24 20:05	1

Method: SW846 9056A - Anions, Ion Chromatography

Analyte	Result	Qualifier	RL	MDL	Unit	D	Prepared	Analyzed	Dil Fac
Chloride	26		2.0	1.5	mg/L			09/13/24 06:01	10
Sulfate	23		2.0	1.2	mg/L			09/13/24 06:01	10

Eurolins Arkansas

Client Sample Results

Client: Terracon Consultants Inc
Project/Site: Groundwater

Job ID: 192-14963-1

Client Sample ID: MW-2A

Lab Sample ID: 192-14963-2

Date Collected: 09/09/24 11:37

Matrix: Water

Date Received: 09/10/24 14:19

Method: SW846 6020B - Metals (ICP/MS)

Analyte	Result	Qualifier	RL	MDL	Unit	D	Prepared	Analyzed	Dil Fac
Antimony	<0.0029		0.010	0.0029	mg/L		09/17/24 16:21	09/17/24 19:53	1
Arsenic	0.0045		0.00050	0.00035	mg/L		09/17/24 16:21	09/17/24 19:53	1
Lead	0.00039	J	0.00050	0.00021	mg/L		09/17/24 16:21	09/17/24 19:53	1
Selenium	<0.00072		0.0020	0.00072	mg/L		09/17/24 16:21	09/17/24 19:53	1
Thallium	<0.000045		0.00050	0.000045	mg/L		09/17/24 16:21	09/17/24 19:53	1
Cadmium	0.000054	J	0.00050	0.000028	mg/L		09/17/24 16:21	09/17/24 19:53	1
Beryllium	<0.000098		0.00050	0.000098	mg/L		09/17/24 16:21	09/17/24 19:53	1
Barium	0.14		0.010	0.0013	mg/L		09/17/24 16:21	09/18/24 14:15	5
Iron	0.82		0.050	0.014	mg/L		09/17/24 16:21	09/17/24 19:53	1
Nickel	0.0024		0.00050	0.00019	mg/L		09/17/24 16:21	09/17/24 19:53	1
Vanadium	0.0027	J	0.010	0.0016	mg/L		09/17/24 16:21	09/17/24 19:53	1
Silver	<0.000069		0.00050	0.000069	mg/L		09/17/24 16:21	09/17/24 19:53	1
Copper	0.0029		0.00050	0.00028	mg/L		09/17/24 16:21	09/17/24 19:53	1
Zinc	0.0073	J	0.010	0.0018	mg/L		09/17/24 16:21	09/17/24 19:53	1
Manganese	0.15		0.10	0.0017	mg/L		09/17/24 16:21	09/18/24 14:15	5
Chromium	<0.00047		0.00050	0.00047	mg/L		09/17/24 16:21	09/17/24 19:53	1
Cobalt	<0.00072		0.010	0.00072	mg/L		09/17/24 16:21	09/17/24 19:53	1

General Chemistry

Analyte	Result	Qualifier	RL	MDL	Unit	D	Prepared	Analyzed	Dil Fac
Total Dissolved Solids (SM 2540C - 2015)	310		25	25	mg/L			09/11/24 10:38	1
Sulfide (SM 4500 S2 G-2011)	<0.0049		0.025	0.0049	mg/L			09/16/24 16:31	1
Total Organic Carbon (SM 5310 C-2014)	1.3	B	1.0	0.20	mg/L			09/12/24 14:21	1

Client Sample ID: MW-3A

Lab Sample ID: 192-14963-3

Date Collected: 09/09/24 12:37

Matrix: Water

Date Received: 09/10/24 14:19

Method: SW846 8260D - Volatile Organic Compounds by GC/MS

Analyte	Result	Qualifier	RL	MDL	Unit	D	Prepared	Analyzed	Dil Fac
Acetone	<6.3		10	6.3	ug/L			09/16/24 20:35	1
Benzene	<1.5		5.0	1.5	ug/L			09/16/24 20:35	1
Acrylonitrile	<5.6		10	5.6	ug/L			09/16/24 20:35	1
Bromochloromethane	<2.0		5.0	2.0	ug/L			09/16/24 20:35	1
Bromodichloromethane	<1.1		5.0	1.1	ug/L			09/16/24 20:35	1
Bromoform	<1.3		5.0	1.3	ug/L			09/16/24 20:35	1
Bromomethane	<2.8		5.0	2.8	ug/L			09/16/24 20:35	1
2-Butanone (MEK)	<3.3		10	3.3	ug/L			09/16/24 20:35	1
Carbon disulfide	<5.8		10	5.8	ug/L			09/16/24 20:35	1
Carbon tetrachloride	<1.8		2.0	1.8	ug/L			09/16/24 20:35	1
Chlorobenzene	<1.1		5.0	1.1	ug/L			09/16/24 20:35	1
Chloroethane	<2.9		5.0	2.9	ug/L			09/16/24 20:35	1
Chloroform	<2.1		4.0	2.1	ug/L			09/16/24 20:35	1
Chloromethane	<2.7		5.0	2.7	ug/L			09/16/24 20:35	1
1,2-Dibromo-3-Chloropropane	<1.6		5.0	1.6	ug/L			09/16/24 20:35	1
Dibromochloromethane	<1.1		5.0	1.1	ug/L			09/16/24 20:35	1
1,2-Dibromoethane	<1.2		5.0	1.2	ug/L			09/16/24 20:35	1
Dibromomethane	<1.2		5.0	1.2	ug/L			09/16/24 20:35	1
1,2-Dichlorobenzene	<1.3		5.0	1.3	ug/L			09/16/24 20:35	1

Eurofins Arkansas

Client Sample Results

Client: Terracon Consultants Inc
Project/Site: Groundwater

Job ID: 192-14963-1

Client Sample ID: MW-3A

Lab Sample ID: 192-14963-3

Date Collected: 09/09/24 12:37

Matrix: Water

Date Received: 09/10/24 14:19

Method: SW846 8260D - Volatile Organic Compounds by GC/MS (Continued)

Analyte	Result	Qualifier	RL	MDL	Unit	D	Prepared	Analyzed	Dil Fac
1,4-Dichlorobenzene	<1.4		5.0	1.4	ug/L			09/16/24 20:35	1
1,1-Dichloroethane	<1.4		5.0	1.4	ug/L			09/16/24 20:35	1
1,2-Dichloroethane	<1.3		5.0	1.3	ug/L			09/16/24 20:35	1
1,1-Dichloroethene	<2.6		5.0	2.6	ug/L			09/16/24 20:35	1
cis-1,2-Dichloroethene	<1.0		5.0	1.0	ug/L			09/16/24 20:35	1
trans-1,2-Dichloroethene	<1.5		2.0	1.5	ug/L			09/16/24 20:35	1
1,2-Dichloropropane	<1.2		5.0	1.2	ug/L			09/16/24 20:35	1
cis-1,3-Dichloropropene	<1.2		5.0	1.2	ug/L			09/16/24 20:35	1
trans-1,3-Dichloropropene	<2.5		5.0	2.5	ug/L			09/16/24 20:35	1
Ethylbenzene	<2.0		5.0	2.0	ug/L			09/16/24 20:35	1
Iodomethane	<6.3		10	6.3	ug/L			09/16/24 20:35	1
2-Hexanone	<3.8		10	3.8	ug/L			09/16/24 20:35	1
4-Methyl-2-pentanone	<2.9		10	2.9	ug/L			09/16/24 20:35	1
Methylene Chloride	<4.7		5.0	4.7	ug/L			09/16/24 20:35	1
Styrene	<3.0		5.0	3.0	ug/L			09/16/24 20:35	1
1,1,1,2-Tetrachloroethane	<1.1		5.0	1.1	ug/L			09/16/24 20:35	1
1,1,1,2,2-Tetrachloroethane	<1.4		5.0	1.4	ug/L			09/16/24 20:35	1
Tetrachloroethene	<2.6		5.0	2.6	ug/L			09/16/24 20:35	1
Toluene	<3.2		5.0	3.2	ug/L			09/16/24 20:35	1
1,1,1-Trichloroethane	<2.2		5.0	2.2	ug/L			09/16/24 20:35	1
1,1,2-Trichloroethane	<1.3		5.0	1.3	ug/L			09/16/24 20:35	1
Trichloroethene	<2.0		5.0	2.0	ug/L			09/16/24 20:35	1
Trichlorofluoromethane	<3.2		5.0	3.2	ug/L			09/16/24 20:35	1
1,2,3-Trichloropropane	<1.5		5.0	1.5	ug/L			09/16/24 20:35	1
1,2,4-Trimethylbenzene	<1.8		5.0	1.8	ug/L			09/16/24 20:35	1
1,3,5-Trimethylbenzene	<1.8		5.0	1.8	ug/L			09/16/24 20:35	1
Vinyl acetate	<5.8		10	5.8	ug/L			09/16/24 20:35	1
Vinyl chloride	<1.6		2.0	1.6	ug/L			09/16/24 20:35	1
m,p-Xylenes	<5.9		10	5.9	ug/L			09/16/24 20:35	1
o-Xylene	<1.8		5.0	1.8	ug/L			09/16/24 20:35	1

Surrogate	%Recovery	Qualifier	Limits	Prepared	Analyzed	Dil Fac
Dibromofluoromethane (Surr)	100		91 - 109		09/16/24 20:35	1
Toluene-d8 (Surr)	95		87 - 112		09/16/24 20:35	1
4-Bromofluorobenzene (Surr)	90		86 - 112		09/16/24 20:35	1

Method: SW846 9056A - Anions, Ion Chromatography

Analyte	Result	Qualifier	RL	MDL	Unit	D	Prepared	Analyzed	Dil Fac
Chloride	2.9		2.0	1.5	mg/L			09/13/24 06:24	10
Sulfate	35		2.0	1.2	mg/L			09/13/24 06:24	10

Method: SW846 6020B - Metals (ICP/MS)

Analyte	Result	Qualifier	RL	MDL	Unit	D	Prepared	Analyzed	Dil Fac
Antimony	<0.0029		0.010	0.0029	mg/L		09/17/24 16:21	09/17/24 19:57	1
Arsenic	0.00085		0.00050	0.00035	mg/L		09/17/24 16:21	09/17/24 19:57	1
Lead	0.00023	J	0.00050	0.00021	mg/L		09/17/24 16:21	09/17/24 19:57	1
Selenium	<0.00072		0.0020	0.00072	mg/L		09/17/24 16:21	09/17/24 19:57	1
Thallium	<0.000045		0.00050	0.000045	mg/L		09/17/24 16:21	09/17/24 19:57	1
Cadmium	0.000056	J	0.00050	0.000028	mg/L		09/17/24 16:21	09/17/24 19:57	1
Beryllium	<0.000098		0.00050	0.000098	mg/L		09/17/24 16:21	09/17/24 19:57	1

Eurofins Arkansas

Client Sample Results

Client: Terracon Consultants Inc
Project/Site: Groundwater

Job ID: 192-14963-1

Client Sample ID: MW-3A

Lab Sample ID: 192-14963-3

Date Collected: 09/09/24 12:37

Matrix: Water

Date Received: 09/10/24 14:19

Method: SW846 6020B - Metals (ICP/MS) (Continued)

Analyte	Result	Qualifier	RL	MDL	Unit	D	Prepared	Analyzed	Dil Fac
Barium	0.19		0.020	0.0026	mg/L		09/17/24 16:21	09/18/24 14:19	10
Iron	10		0.050	0.014	mg/L		09/17/24 16:21	09/17/24 19:57	1
Nickel	0.0025		0.00050	0.00019	mg/L		09/17/24 16:21	09/17/24 19:57	1
Vanadium	0.0027	J	0.010	0.0016	mg/L		09/17/24 16:21	09/17/24 19:57	1
Silver	<0.000069		0.00050	0.000069	mg/L		09/17/24 16:21	09/17/24 19:57	1
Copper	0.0027		0.00050	0.00028	mg/L		09/17/24 16:21	09/17/24 19:57	1
Zinc	0.0050	J	0.010	0.0018	mg/L		09/17/24 16:21	09/17/24 19:57	1
Manganese	0.27		0.20	0.0034	mg/L		09/17/24 16:21	09/18/24 14:19	10
Chromium	<0.00047		0.00050	0.00047	mg/L		09/17/24 16:21	09/17/24 19:57	1
Cobalt	<0.00072		0.010	0.00072	mg/L		09/17/24 16:21	09/17/24 19:57	1

General Chemistry

Analyte	Result	Qualifier	RL	MDL	Unit	D	Prepared	Analyzed	Dil Fac
Total Dissolved Solids (SM 2540C - 2015)	160		25	25	mg/L			09/11/24 10:38	1
Sulfide (SM 4500 S2 G-2011)	<0.0049		0.025	0.0049	mg/L			09/16/24 16:31	1
Total Organic Carbon (SM 5310 C-2014)	1.6	B	1.0	0.20	mg/L			09/12/24 14:44	1

Client Sample ID: MW-4A

Lab Sample ID: 192-14963-4

Date Collected: 09/09/24 14:34

Matrix: Water

Date Received: 09/10/24 14:19

Method: SW846 8260D - Volatile Organic Compounds by GC/MS

Analyte	Result	Qualifier	RL	MDL	Unit	D	Prepared	Analyzed	Dil Fac
Acetone	<6.3		10	6.3	ug/L			09/16/24 21:04	1
Benzene	<1.5		5.0	1.5	ug/L			09/16/24 21:04	1
Acrylonitrile	<5.6		10	5.6	ug/L			09/16/24 21:04	1
Bromochloromethane	<2.0		5.0	2.0	ug/L			09/16/24 21:04	1
Bromodichloromethane	<1.1		5.0	1.1	ug/L			09/16/24 21:04	1
Bromoform	<1.3		5.0	1.3	ug/L			09/16/24 21:04	1
Bromomethane	<2.8		5.0	2.8	ug/L			09/16/24 21:04	1
2-Butanone (MEK)	<3.3		10	3.3	ug/L			09/16/24 21:04	1
Carbon disulfide	<5.8		10	5.8	ug/L			09/16/24 21:04	1
Carbon tetrachloride	<1.8		2.0	1.8	ug/L			09/16/24 21:04	1
Chlorobenzene	<1.1		5.0	1.1	ug/L			09/16/24 21:04	1
Chloroethane	<2.9		5.0	2.9	ug/L			09/16/24 21:04	1
Chloroform	<2.1		4.0	2.1	ug/L			09/16/24 21:04	1
Chloromethane	<2.7		5.0	2.7	ug/L			09/16/24 21:04	1
1,2-Dibromo-3-Chloropropane	<1.6		5.0	1.6	ug/L			09/16/24 21:04	1
Dibromochloromethane	<1.1		5.0	1.1	ug/L			09/16/24 21:04	1
1,2-Dibromoethane	<1.2		5.0	1.2	ug/L			09/16/24 21:04	1
Dibromomethane	<1.2		5.0	1.2	ug/L			09/16/24 21:04	1
1,2-Dichlorobenzene	<1.3		5.0	1.3	ug/L			09/16/24 21:04	1
1,4-Dichlorobenzene	<1.4		5.0	1.4	ug/L			09/16/24 21:04	1
1,1-Dichloroethane	<1.4		5.0	1.4	ug/L			09/16/24 21:04	1
1,2-Dichloroethane	<1.3		5.0	1.3	ug/L			09/16/24 21:04	1
1,1-Dichloroethene	<2.6		5.0	2.6	ug/L			09/16/24 21:04	1
cis-1,2-Dichloroethene	<1.0		5.0	1.0	ug/L			09/16/24 21:04	1
trans-1,2-Dichloroethene	<1.5		2.0	1.5	ug/L			09/16/24 21:04	1
1,2-Dichloropropane	<1.2		5.0	1.2	ug/L			09/16/24 21:04	1

Euofins Arkansas

Client Sample Results

Client: Terracon Consultants Inc
Project/Site: Groundwater

Job ID: 192-14963-1

Client Sample ID: MW-4A

Lab Sample ID: 192-14963-4

Date Collected: 09/09/24 14:34

Matrix: Water

Date Received: 09/10/24 14:19

Method: SW846 8260D - Volatile Organic Compounds by GC/MS (Continued)

Analyte	Result	Qualifier	RL	MDL	Unit	D	Prepared	Analyzed	Dil Fac
cis-1,3-Dichloropropene	<1.2		5.0	1.2	ug/L			09/16/24 21:04	1
trans-1,3-Dichloropropene	<2.5		5.0	2.5	ug/L			09/16/24 21:04	1
Ethylbenzene	<2.0		5.0	2.0	ug/L			09/16/24 21:04	1
Iodomethane	<6.3		10	6.3	ug/L			09/16/24 21:04	1
2-Hexanone	<3.8		10	3.8	ug/L			09/16/24 21:04	1
4-Methyl-2-pentanone	<2.9		10	2.9	ug/L			09/16/24 21:04	1
Methylene Chloride	<4.7		5.0	4.7	ug/L			09/16/24 21:04	1
Styrene	<3.0		5.0	3.0	ug/L			09/16/24 21:04	1
1,1,1,2-Tetrachloroethane	<1.1		5.0	1.1	ug/L			09/16/24 21:04	1
1,1,2,2-Tetrachloroethane	<1.4		5.0	1.4	ug/L			09/16/24 21:04	1
Tetrachloroethene	<2.6		5.0	2.6	ug/L			09/16/24 21:04	1
Toluene	<3.2		5.0	3.2	ug/L			09/16/24 21:04	1
1,1,1-Trichloroethane	<2.2		5.0	2.2	ug/L			09/16/24 21:04	1
1,1,2-Trichloroethane	<1.3		5.0	1.3	ug/L			09/16/24 21:04	1
Trichloroethene	<2.0		5.0	2.0	ug/L			09/16/24 21:04	1
Trichlorofluoromethane	<3.2		5.0	3.2	ug/L			09/16/24 21:04	1
1,2,3-Trichloropropane	<1.5		5.0	1.5	ug/L			09/16/24 21:04	1
1,2,4-Trimethylbenzene	<1.8		5.0	1.8	ug/L			09/16/24 21:04	1
1,3,5-Trimethylbenzene	<1.8		5.0	1.8	ug/L			09/16/24 21:04	1
Vinyl acetate	<5.8		10	5.8	ug/L			09/16/24 21:04	1
Vinyl chloride	<1.6		2.0	1.6	ug/L			09/16/24 21:04	1
m,p-Xylenes	<5.9		10	5.9	ug/L			09/16/24 21:04	1
o-Xylene	<1.8		5.0	1.8	ug/L			09/16/24 21:04	1

Surrogate	%Recovery	Qualifier	Limits	Prepared	Analyzed	Dil Fac
Dibromofluoromethane (Surr)	104		91 - 109		09/16/24 21:04	1
Toluene-d8 (Surr)	93		87 - 112		09/16/24 21:04	1
4-Bromofluorobenzene (Surr)	93		86 - 112		09/16/24 21:04	1

Method: SW846 9056A - Anions, Ion Chromatography

Analyte	Result	Qualifier	RL	MDL	Unit	D	Prepared	Analyzed	Dil Fac
Chloride	6.7		2.0	1.5	mg/L			09/13/24 06:47	10
Sulfate	8.3		2.0	1.2	mg/L			09/13/24 06:47	10

Method: SW846 6020B - Metals (ICP/MS)

Analyte	Result	Qualifier	RL	MDL	Unit	D	Prepared	Analyzed	Dil Fac
Antimony	<0.0029		0.010	0.0029	mg/L		09/17/24 16:21	09/17/24 20:01	1
Arsenic	0.0033		0.00050	0.00035	mg/L		09/17/24 16:21	09/17/24 20:01	1
Lead	0.00038	J	0.00050	0.00021	mg/L		09/17/24 16:21	09/17/24 20:01	1
Selenium	<0.00072		0.0020	0.00072	mg/L		09/17/24 16:21	09/17/24 20:01	1
Thallium	<0.000045		0.00050	0.000045	mg/L		09/17/24 16:21	09/17/24 20:01	1
Cadmium	0.000038	J	0.00050	0.000028	mg/L		09/17/24 16:21	09/17/24 20:01	1
Beryllium	<0.000098		0.00050	0.000098	mg/L		09/17/24 16:21	09/17/24 20:01	1
Barium	0.26		0.020	0.0026	mg/L		09/17/24 16:21	09/18/24 14:23	10
Iron	6.6		0.050	0.014	mg/L		09/17/24 16:21	09/17/24 20:01	1
Nickel	0.0029		0.00050	0.00019	mg/L		09/17/24 16:21	09/17/24 20:01	1
Vanadium	0.0054	J	0.010	0.0016	mg/L		09/17/24 16:21	09/17/24 20:01	1
Silver	<0.000069		0.00050	0.000069	mg/L		09/17/24 16:21	09/17/24 20:01	1
Copper	0.0039		0.00050	0.00028	mg/L		09/17/24 16:21	09/17/24 20:01	1
Zinc	0.012		0.010	0.0018	mg/L		09/17/24 16:21	09/17/24 20:01	1

Eurofins Arkansas

Client Sample Results

Client: Terracon Consultants Inc
Project/Site: Groundwater

Job ID: 192-14963-1

Client Sample ID: MW-4A

Lab Sample ID: 192-14963-4

Date Collected: 09/09/24 14:34

Matrix: Water

Date Received: 09/10/24 14:19

Method: SW846 6020B - Metals (ICP/MS) (Continued)

Analyte	Result	Qualifier	RL	MDL	Unit	D	Prepared	Analyzed	Dil Fac
Manganese	0.28		0.20	0.0034	mg/L		09/17/24 16:21	09/18/24 14:23	10
Chromium	0.00081		0.00050	0.00047	mg/L		09/17/24 16:21	09/17/24 20:01	1
Cobalt	<0.00072		0.010	0.00072	mg/L		09/17/24 16:21	09/17/24 20:01	1

General Chemistry

Analyte	Result	Qualifier	RL	MDL	Unit	D	Prepared	Analyzed	Dil Fac
Total Dissolved Solids (SM 2540C - 2015)	180		25	25	mg/L			09/11/24 10:38	1
Sulfide (SM 4500 S2 G-2011)	<0.0049		0.025	0.0049	mg/L			09/16/24 16:31	1
Total Organic Carbon (SM 5310 C-2014)	1.3	B	1.0	0.20	mg/L			09/12/24 15:07	1

Client Sample ID: MW-6B

Lab Sample ID: 192-14963-5

Date Collected: 09/10/24 10:25

Matrix: Water

Date Received: 09/10/24 14:19

Method: SW846 8260D - Volatile Organic Compounds by GC/MS

Analyte	Result	Qualifier	RL	MDL	Unit	D	Prepared	Analyzed	Dil Fac
Acetone	<6.3		10	6.3	ug/L			09/17/24 00:03	1
Benzene	<1.5		5.0	1.5	ug/L			09/17/24 00:03	1
Acrylonitrile	<5.6		10	5.6	ug/L			09/17/24 00:03	1
Bromochloromethane	<2.0		5.0	2.0	ug/L			09/17/24 00:03	1
Bromodichloromethane	<1.1		5.0	1.1	ug/L			09/17/24 00:03	1
Bromoform	<1.3		5.0	1.3	ug/L			09/17/24 00:03	1
Bromomethane	<2.8		5.0	2.8	ug/L			09/17/24 00:03	1
2-Butanone (MEK)	<3.3		10	3.3	ug/L			09/17/24 00:03	1
Carbon disulfide	<5.8		10	5.8	ug/L			09/17/24 00:03	1
Carbon tetrachloride	<1.8		2.0	1.8	ug/L			09/17/24 00:03	1
Chlorobenzene	<1.1		5.0	1.1	ug/L			09/17/24 00:03	1
Chloroethane	<2.9		5.0	2.9	ug/L			09/17/24 00:03	1
Chloroform	<2.1		4.0	2.1	ug/L			09/17/24 00:03	1
Chloromethane	<2.7		5.0	2.7	ug/L			09/17/24 00:03	1
1,2-Dibromo-3-Chloropropane	<1.6		5.0	1.6	ug/L			09/17/24 00:03	1
Dibromochloromethane	<1.1		5.0	1.1	ug/L			09/17/24 00:03	1
1,2-Dibromoethane	<1.2		5.0	1.2	ug/L			09/17/24 00:03	1
Dibromomethane	<1.2		5.0	1.2	ug/L			09/17/24 00:03	1
1,2-Dichlorobenzene	<1.3		5.0	1.3	ug/L			09/17/24 00:03	1
1,4-Dichlorobenzene	<1.4		5.0	1.4	ug/L			09/17/24 00:03	1
1,1-Dichloroethane	<1.4		5.0	1.4	ug/L			09/17/24 00:03	1
1,2-Dichloroethane	<1.3		5.0	1.3	ug/L			09/17/24 00:03	1
1,1-Dichloroethene	<2.6		5.0	2.6	ug/L			09/17/24 00:03	1
cis-1,2-Dichloroethene	<1.0		5.0	1.0	ug/L			09/17/24 00:03	1
trans-1,2-Dichloroethene	<1.5		2.0	1.5	ug/L			09/17/24 00:03	1
1,2-Dichloropropane	<1.2		5.0	1.2	ug/L			09/17/24 00:03	1
cis-1,3-Dichloropropene	<1.2		5.0	1.2	ug/L			09/17/24 00:03	1
trans-1,3-Dichloropropene	<2.5		5.0	2.5	ug/L			09/17/24 00:03	1
Ethylbenzene	<2.0		5.0	2.0	ug/L			09/17/24 00:03	1
Iodomethane	<6.3		10	6.3	ug/L			09/17/24 00:03	1
2-Hexanone	<3.8		10	3.8	ug/L			09/17/24 00:03	1
4-Methyl-2-pentanone	<2.9		10	2.9	ug/L			09/17/24 00:03	1
Methylene Chloride	<4.7		5.0	4.7	ug/L			09/17/24 00:03	1

Eurofins Arkansas

Client Sample Results

Client: Terracon Consultants Inc
Project/Site: Groundwater

Job ID: 192-14963-1

Client Sample ID: MW-6B

Lab Sample ID: 192-14963-5

Date Collected: 09/10/24 10:25

Matrix: Water

Date Received: 09/10/24 14:19

Method: SW846 8260D - Volatile Organic Compounds by GC/MS (Continued)

Analyte	Result	Qualifier	RL	MDL	Unit	D	Prepared	Analyzed	Dil Fac
Styrene	<3.0		5.0	3.0	ug/L			09/17/24 00:03	1
1,1,1,2-Tetrachloroethane	<1.1		5.0	1.1	ug/L			09/17/24 00:03	1
1,1,2,2-Tetrachloroethane	<1.4		5.0	1.4	ug/L			09/17/24 00:03	1
Tetrachloroethene	<2.6		5.0	2.6	ug/L			09/17/24 00:03	1
Toluene	<3.2		5.0	3.2	ug/L			09/17/24 00:03	1
1,1,1-Trichloroethane	<2.2		5.0	2.2	ug/L			09/17/24 00:03	1
1,1,2-Trichloroethane	<1.3		5.0	1.3	ug/L			09/17/24 00:03	1
Trichloroethene	<2.0		5.0	2.0	ug/L			09/17/24 00:03	1
Trichlorofluoromethane	<3.2		5.0	3.2	ug/L			09/17/24 00:03	1
1,2,3-Trichloropropane	<1.5		5.0	1.5	ug/L			09/17/24 00:03	1
1,2,4-Trimethylbenzene	<1.8		5.0	1.8	ug/L			09/17/24 00:03	1
1,3,5-Trimethylbenzene	<1.8		5.0	1.8	ug/L			09/17/24 00:03	1
Vinyl acetate	<5.8		10	5.8	ug/L			09/17/24 00:03	1
Vinyl chloride	<1.6		2.0	1.6	ug/L			09/17/24 00:03	1
m,p-Xylenes	<5.9		10	5.9	ug/L			09/17/24 00:03	1
o-Xylene	<1.8		5.0	1.8	ug/L			09/17/24 00:03	1
Surrogate	%Recovery	Qualifier	Limits				Prepared	Analyzed	Dil Fac
Dibromofluoromethane (Surr)	103		91 - 109					09/17/24 00:03	1
Toluene-d8 (Surr)	91		87 - 112					09/17/24 00:03	1
4-Bromofluorobenzene (Surr)	89		86 - 112					09/17/24 00:03	1

Method: SW846 9056A - Anions, Ion Chromatography

Analyte	Result	Qualifier	RL	MDL	Unit	D	Prepared	Analyzed	Dil Fac
Chloride	2.0		2.0	1.5	mg/L			09/13/24 07:09	10
Sulfate	38		2.0	1.2	mg/L			09/13/24 07:09	10

Method: SW846 6020B - Metals (ICP/MS)

Analyte	Result	Qualifier	RL	MDL	Unit	D	Prepared	Analyzed	Dil Fac
Antimony	<0.0029		0.010	0.0029	mg/L		09/17/24 16:21	09/17/24 20:05	1
Arsenic	0.0061		0.00050	0.00035	mg/L		09/17/24 16:21	09/17/24 20:05	1
Lead	0.00062		0.00050	0.00021	mg/L		09/17/24 16:21	09/17/24 20:05	1
Selenium	<0.00072		0.0020	0.00072	mg/L		09/17/24 16:21	09/17/24 20:05	1
Thallium	<0.000045		0.00050	0.000045	mg/L		09/17/24 16:21	09/17/24 20:05	1
Cadmium	0.000062	J	0.00050	0.000028	mg/L		09/17/24 16:21	09/17/24 20:05	1
Beryllium	0.00011	J	0.00050	0.000098	mg/L		09/17/24 16:21	09/17/24 20:05	1
Barium	0.14		0.020	0.0026	mg/L		09/17/24 16:21	09/18/24 15:10	10
Iron	14		0.50	0.14	mg/L		09/17/24 16:21	09/18/24 15:10	10
Nickel	0.0042		0.00050	0.00019	mg/L		09/17/24 16:21	09/17/24 20:05	1
Vanadium	0.0089	J	0.010	0.0016	mg/L		09/17/24 16:21	09/17/24 20:05	1
Silver	<0.000069		0.00050	0.000069	mg/L		09/17/24 16:21	09/17/24 20:05	1
Copper	0.013		0.00050	0.00028	mg/L		09/17/24 16:21	09/17/24 20:05	1
Zinc	0.027		0.010	0.0018	mg/L		09/17/24 16:21	09/17/24 20:05	1
Manganese	4.7		2.0	0.034	mg/L		09/17/24 16:21	09/18/24 14:27	100
Chromium	0.00071		0.00050	0.00047	mg/L		09/17/24 16:21	09/17/24 20:05	1
Cobalt	0.0016	J	0.010	0.00072	mg/L		09/17/24 16:21	09/17/24 20:05	1

General Chemistry

Analyte	Result	Qualifier	RL	MDL	Unit	D	Prepared	Analyzed	Dil Fac
Total Dissolved Solids (SM 2540C - 2015)	220		25	25	mg/L			09/11/24 10:38	1

Eurofins Arkansas

Client Sample Results

Client: Terracon Consultants Inc
Project/Site: Groundwater

Job ID: 192-14963-1

Client Sample ID: MW-6B
Date Collected: 09/10/24 10:25
Date Received: 09/10/24 14:19

Lab Sample ID: 192-14963-5
Matrix: Water

General Chemistry (Continued)

Analyte	Result	Qualifier	RL	MDL	Unit	D	Prepared	Analyzed	Dil Fac
Sulfide (SM 4500 S2 G-2011)	<0.0049		0.025	0.0049	mg/L			09/16/24 16:31	1
Total Organic Carbon (SM 5310 C-2014)	11	B	1.0	0.20	mg/L			09/12/24 15:30	1

Client Sample ID: MW-7A
Date Collected: 09/10/24 09:47
Date Received: 09/10/24 14:19

Lab Sample ID: 192-14963-6
Matrix: Water

Method: SW846 8260D - Volatile Organic Compounds by GC/MS

Analyte	Result	Qualifier	RL	MDL	Unit	D	Prepared	Analyzed	Dil Fac
Acetone	8.0	J	10	6.3	ug/L			09/17/24 00:33	1
Benzene	<1.5		5.0	1.5	ug/L			09/17/24 00:33	1
Acrylonitrile	<5.6		10	5.6	ug/L			09/17/24 00:33	1
Bromochloromethane	<2.0		5.0	2.0	ug/L			09/17/24 00:33	1
Bromodichloromethane	<1.1		5.0	1.1	ug/L			09/17/24 00:33	1
Bromoform	<1.3		5.0	1.3	ug/L			09/17/24 00:33	1
Bromomethane	<2.8		5.0	2.8	ug/L			09/17/24 00:33	1
2-Butanone (MEK)	<3.3		10	3.3	ug/L			09/17/24 00:33	1
Carbon disulfide	<5.8		10	5.8	ug/L			09/17/24 00:33	1
Carbon tetrachloride	<1.8		2.0	1.8	ug/L			09/17/24 00:33	1
Chlorobenzene	<1.1		5.0	1.1	ug/L			09/17/24 00:33	1
Chloroethane	<2.9		5.0	2.9	ug/L			09/17/24 00:33	1
Chloroform	<2.1		4.0	2.1	ug/L			09/17/24 00:33	1
Chloromethane	<2.7		5.0	2.7	ug/L			09/17/24 00:33	1
1,2-Dibromo-3-Chloropropane	<1.6		5.0	1.6	ug/L			09/17/24 00:33	1
Dibromochloromethane	<1.1		5.0	1.1	ug/L			09/17/24 00:33	1
1,2-Dibromoethane	<1.2		5.0	1.2	ug/L			09/17/24 00:33	1
Dibromomethane	<1.2		5.0	1.2	ug/L			09/17/24 00:33	1
1,2-Dichlorobenzene	<1.3		5.0	1.3	ug/L			09/17/24 00:33	1
1,4-Dichlorobenzene	<1.4		5.0	1.4	ug/L			09/17/24 00:33	1
1,1-Dichloroethane	<1.4		5.0	1.4	ug/L			09/17/24 00:33	1
1,2-Dichloroethane	<1.3		5.0	1.3	ug/L			09/17/24 00:33	1
1,1-Dichloroethene	<2.6		5.0	2.6	ug/L			09/17/24 00:33	1
cis-1,2-Dichloroethene	<1.0		5.0	1.0	ug/L			09/17/24 00:33	1
trans-1,2-Dichloroethene	<1.5		2.0	1.5	ug/L			09/17/24 00:33	1
1,2-Dichloropropane	<1.2		5.0	1.2	ug/L			09/17/24 00:33	1
cis-1,3-Dichloropropene	<1.2		5.0	1.2	ug/L			09/17/24 00:33	1
trans-1,3-Dichloropropene	<2.5		5.0	2.5	ug/L			09/17/24 00:33	1
Ethylbenzene	<2.0		5.0	2.0	ug/L			09/17/24 00:33	1
Iodomethane	<6.3		10	6.3	ug/L			09/17/24 00:33	1
2-Hexanone	<3.8		10	3.8	ug/L			09/17/24 00:33	1
4-Methyl-2-pentanone	<2.9		10	2.9	ug/L			09/17/24 00:33	1
Methylene Chloride	<4.7		5.0	4.7	ug/L			09/17/24 00:33	1
Styrene	<3.0		5.0	3.0	ug/L			09/17/24 00:33	1
1,1,1,2-Tetrachloroethane	<1.1		5.0	1.1	ug/L			09/17/24 00:33	1
1,1,2,2-Tetrachloroethane	<1.4		5.0	1.4	ug/L			09/17/24 00:33	1
Tetrachloroethene	<2.6		5.0	2.6	ug/L			09/17/24 00:33	1
Toluene	<3.2		5.0	3.2	ug/L			09/17/24 00:33	1
1,1,1-Trichloroethane	<2.2		5.0	2.2	ug/L			09/17/24 00:33	1
1,1,2-Trichloroethane	<1.3		5.0	1.3	ug/L			09/17/24 00:33	1

Eurolins Arkansas

Client Sample Results

Client: Terracon Consultants Inc
Project/Site: Groundwater

Job ID: 192-14963-1

Client Sample ID: MW-7A

Lab Sample ID: 192-14963-6

Date Collected: 09/10/24 09:47

Matrix: Water

Date Received: 09/10/24 14:19

Method: SW846 8260D - Volatile Organic Compounds by GC/MS (Continued)

Analyte	Result	Qualifier	RL	MDL	Unit	D	Prepared	Analyzed	Dil Fac
Trichloroethene	<2.0		5.0	2.0	ug/L			09/17/24 00:33	1
Trichlorofluoromethane	<3.2		5.0	3.2	ug/L			09/17/24 00:33	1
1,2,3-Trichloropropane	<1.5		5.0	1.5	ug/L			09/17/24 00:33	1
1,2,4-Trimethylbenzene	<1.8		5.0	1.8	ug/L			09/17/24 00:33	1
1,3,5-Trimethylbenzene	<1.8		5.0	1.8	ug/L			09/17/24 00:33	1
Vinyl acetate	<5.8		10	5.8	ug/L			09/17/24 00:33	1
Vinyl chloride	<1.6		2.0	1.6	ug/L			09/17/24 00:33	1
m,p-Xylenes	<5.9		10	5.9	ug/L			09/17/24 00:33	1
o-Xylene	<1.8		5.0	1.8	ug/L			09/17/24 00:33	1
Surrogate	%Recovery	Qualifier	Limits				Prepared	Analyzed	Dil Fac
Dibromofluoromethane (Surr)	104		91 - 109					09/17/24 00:33	1
Toluene-d8 (Surr)	92		87 - 112					09/17/24 00:33	1
4-Bromofluorobenzene (Surr)	92		86 - 112					09/17/24 00:33	1

Method: SW846 9056A - Anions, Ion Chromatography

Analyte	Result	Qualifier	RL	MDL	Unit	D	Prepared	Analyzed	Dil Fac
Chloride	2.8		2.0	1.5	mg/L			09/13/24 08:18	10
Sulfate	9.1		2.0	1.2	mg/L			09/13/24 08:18	10

Method: SW846 6020B - Metals (ICP/MS)

Analyte	Result	Qualifier	RL	MDL	Unit	D	Prepared	Analyzed	Dil Fac
Antimony	<0.0029		0.010	0.0029	mg/L		09/17/24 16:21	09/17/24 20:09	1
Arsenic	0.0049		0.00050	0.00035	mg/L		09/17/24 16:21	09/17/24 20:09	1
Lead	0.00027	J	0.00050	0.00021	mg/L		09/17/24 16:21	09/17/24 20:09	1
Selenium	<0.00072		0.0020	0.00072	mg/L		09/17/24 16:21	09/17/24 20:09	1
Thallium	0.00023	J	0.00050	0.000045	mg/L		09/17/24 16:21	09/17/24 20:09	1
Cadmium	0.000091	J	0.00050	0.000028	mg/L		09/17/24 16:21	09/17/24 20:09	1
Beryllium	<0.000098		0.00050	0.000098	mg/L		09/17/24 16:21	09/17/24 20:09	1
Barium	0.35		0.020	0.0026	mg/L		09/17/24 16:21	09/18/24 15:13	10
Iron	0.34		0.050	0.014	mg/L		09/17/24 16:21	09/17/24 20:09	1
Nickel	0.019		0.00050	0.00019	mg/L		09/17/24 16:21	09/17/24 20:09	1
Vanadium	0.0079	J	0.010	0.0016	mg/L		09/17/24 16:21	09/17/24 20:09	1
Silver	<0.000069		0.00050	0.000069	mg/L		09/17/24 16:21	09/17/24 20:09	1
Copper	0.0026		0.00050	0.00028	mg/L		09/17/24 16:21	09/17/24 20:09	1
Zinc	0.016		0.010	0.0018	mg/L		09/17/24 16:21	09/17/24 20:09	1
Manganese	7.2		2.0	0.034	mg/L		09/17/24 16:21	09/18/24 14:31	100
Chromium	<0.00047		0.00050	0.00047	mg/L		09/17/24 16:21	09/17/24 20:09	1
Cobalt	0.079		0.010	0.00072	mg/L		09/17/24 16:21	09/17/24 20:09	1

General Chemistry

Analyte	Result	Qualifier	RL	MDL	Unit	D	Prepared	Analyzed	Dil Fac
Total Dissolved Solids (SM 2540C - 2015)	120		25	25	mg/L			09/11/24 10:38	1
Sulfide (SM 4500 S2 G-2011)	<0.0049		0.025	0.0049	mg/L			09/16/24 16:31	1
Total Organic Carbon (SM 5310 C-2014)	6.8	B	1.0	0.20	mg/L			09/12/24 15:52	1

Eurolins Arkansas

Client Sample Results

Client: Terracon Consultants Inc
Project/Site: Groundwater

Job ID: 192-14963-1

Client Sample ID: GCS-1

Lab Sample ID: 192-14963-7

Date Collected: 09/10/24 07:50

Matrix: Water

Date Received: 09/10/24 14:19

Method: SW846 8260D - Volatile Organic Compounds by GC/MS

Analyte	Result	Qualifier	RL	MDL	Unit	D	Prepared	Analyzed	Dil Fac
Acetone	<6.3		10	6.3	ug/L			09/17/24 01:03	1
Benzene	<1.5		5.0	1.5	ug/L			09/17/24 01:03	1
Acrylonitrile	<5.6		10	5.6	ug/L			09/17/24 01:03	1
Bromochloromethane	<2.0		5.0	2.0	ug/L			09/17/24 01:03	1
Bromodichloromethane	<1.1		5.0	1.1	ug/L			09/17/24 01:03	1
Bromoform	<1.3		5.0	1.3	ug/L			09/17/24 01:03	1
Bromomethane	<2.8		5.0	2.8	ug/L			09/17/24 01:03	1
2-Butanone (MEK)	<3.3		10	3.3	ug/L			09/17/24 01:03	1
Carbon disulfide	<5.8		10	5.8	ug/L			09/17/24 01:03	1
Carbon tetrachloride	<1.8		2.0	1.8	ug/L			09/17/24 01:03	1
Chlorobenzene	<1.1		5.0	1.1	ug/L			09/17/24 01:03	1
Chloroethane	<2.9		5.0	2.9	ug/L			09/17/24 01:03	1
Chloroform	<2.1		4.0	2.1	ug/L			09/17/24 01:03	1
Chloromethane	<2.7		5.0	2.7	ug/L			09/17/24 01:03	1
1,2-Dibromo-3-Chloropropane	<1.6		5.0	1.6	ug/L			09/17/24 01:03	1
Dibromochloromethane	<1.1		5.0	1.1	ug/L			09/17/24 01:03	1
1,2-Dibromoethane	<1.2		5.0	1.2	ug/L			09/17/24 01:03	1
Dibromomethane	<1.2		5.0	1.2	ug/L			09/17/24 01:03	1
1,2-Dichlorobenzene	<1.3		5.0	1.3	ug/L			09/17/24 01:03	1
1,4-Dichlorobenzene	<1.4		5.0	1.4	ug/L			09/17/24 01:03	1
1,1-Dichloroethane	<1.4		5.0	1.4	ug/L			09/17/24 01:03	1
1,2-Dichloroethane	<1.3		5.0	1.3	ug/L			09/17/24 01:03	1
1,1-Dichloroethene	<2.6		5.0	2.6	ug/L			09/17/24 01:03	1
cis-1,2-Dichloroethene	<1.0		5.0	1.0	ug/L			09/17/24 01:03	1
trans-1,2-Dichloroethene	<1.5		2.0	1.5	ug/L			09/17/24 01:03	1
1,2-Dichloropropane	<1.2		5.0	1.2	ug/L			09/17/24 01:03	1
cis-1,3-Dichloropropene	<1.2		5.0	1.2	ug/L			09/17/24 01:03	1
trans-1,3-Dichloropropene	<2.5		5.0	2.5	ug/L			09/17/24 01:03	1
Ethylbenzene	<2.0		5.0	2.0	ug/L			09/17/24 01:03	1
Iodomethane	<6.3		10	6.3	ug/L			09/17/24 01:03	1
2-Hexanone	<3.8		10	3.8	ug/L			09/17/24 01:03	1
4-Methyl-2-pentanone	<2.9		10	2.9	ug/L			09/17/24 01:03	1
Methylene Chloride	<4.7		5.0	4.7	ug/L			09/17/24 01:03	1
Styrene	<3.0		5.0	3.0	ug/L			09/17/24 01:03	1
1,1,1,2-Tetrachloroethane	<1.1		5.0	1.1	ug/L			09/17/24 01:03	1
1,1,2,2-Tetrachloroethane	<1.4		5.0	1.4	ug/L			09/17/24 01:03	1
Tetrachloroethene	<2.6		5.0	2.6	ug/L			09/17/24 01:03	1
Toluene	<3.2		5.0	3.2	ug/L			09/17/24 01:03	1
1,1,1-Trichloroethane	<2.2		5.0	2.2	ug/L			09/17/24 01:03	1
1,1,2-Trichloroethane	<1.3		5.0	1.3	ug/L			09/17/24 01:03	1
Trichloroethene	<2.0		5.0	2.0	ug/L			09/17/24 01:03	1
Trichlorofluoromethane	<3.2		5.0	3.2	ug/L			09/17/24 01:03	1
1,2,3-Trichloropropane	<1.5		5.0	1.5	ug/L			09/17/24 01:03	1
1,2,4-Trimethylbenzene	<1.8		5.0	1.8	ug/L			09/17/24 01:03	1
1,3,5-Trimethylbenzene	<1.8		5.0	1.8	ug/L			09/17/24 01:03	1
Vinyl acetate	<5.8		10	5.8	ug/L			09/17/24 01:03	1
Vinyl chloride	<1.6		2.0	1.6	ug/L			09/17/24 01:03	1
m,p-Xylenes	<5.9		10	5.9	ug/L			09/17/24 01:03	1
o-Xylene	<1.8		5.0	1.8	ug/L			09/17/24 01:03	1

Eurofins Arkansas

Client Sample Results

Client: Terracon Consultants Inc
Project/Site: Groundwater

Job ID: 192-14963-1

Client Sample ID: GCS-1
Date Collected: 09/10/24 07:50
Date Received: 09/10/24 14:19

Lab Sample ID: 192-14963-7
Matrix: Water

Surrogate	%Recovery	Qualifier	Limits	Prepared	Analyzed	Dil Fac
Dibromofluoromethane (Surr)	102		91 - 109		09/17/24 01:03	1
Toluene-d8 (Surr)	91		87 - 112		09/17/24 01:03	1
4-Bromofluorobenzene (Surr)	89		86 - 112		09/17/24 01:03	1

Method: SW846 9056A - Anions, Ion Chromatography

Analyte	Result	Qualifier	RL	MDL	Unit	D	Prepared	Analyzed	Dil Fac
Chloride	15		0.20	0.15	mg/L			09/17/24 22:21	1
Sulfate	16		0.20	0.12	mg/L			09/18/24 12:57	1

Method: SW846 6020B - Metals (ICP/MS)

Analyte	Result	Qualifier	RL	MDL	Unit	D	Prepared	Analyzed	Dil Fac
Antimony	<0.0029		0.010	0.0029	mg/L		09/17/24 16:21	09/17/24 20:13	1
Arsenic	0.0024		0.00050	0.00035	mg/L		09/17/24 16:21	09/17/24 20:13	1
Lead	<0.00021		0.00050	0.00021	mg/L		09/17/24 16:21	09/17/24 20:13	1
Selenium	<0.00072		0.0020	0.00072	mg/L		09/17/24 16:21	09/17/24 20:13	1
Thallium	<0.000045		0.00050	0.000045	mg/L		09/17/24 16:21	09/17/24 20:13	1
Cadmium	<0.000028		0.00050	0.000028	mg/L		09/17/24 16:21	09/17/24 20:13	1
Beryllium	<0.000098		0.00050	0.000098	mg/L		09/17/24 16:21	09/17/24 20:13	1
Barium	0.24		0.020	0.0026	mg/L		09/17/24 16:21	09/18/24 15:17	10
Iron	40		0.50	0.14	mg/L		09/17/24 16:21	09/18/24 15:17	10
Nickel	0.0023		0.00050	0.00019	mg/L		09/17/24 16:21	09/17/24 20:13	1
Vanadium	0.0025	J	0.010	0.0016	mg/L		09/17/24 16:21	09/17/24 20:13	1
Silver	<0.000069		0.00050	0.000069	mg/L		09/17/24 16:21	09/17/24 20:13	1
Copper	0.0023		0.00050	0.00028	mg/L		09/17/24 16:21	09/17/24 20:13	1
Zinc	0.0034	J	0.010	0.0018	mg/L		09/17/24 16:21	09/17/24 20:13	1
Manganese	5.9		2.0	0.034	mg/L		09/17/24 16:21	09/18/24 14:35	100
Chromium	0.00047	J	0.00050	0.00047	mg/L		09/17/24 16:21	09/17/24 20:13	1
Cobalt	<0.00072		0.010	0.00072	mg/L		09/17/24 16:21	09/17/24 20:13	1

General Chemistry

Analyte	Result	Qualifier	RL	MDL	Unit	D	Prepared	Analyzed	Dil Fac
Total Dissolved Solids (SM 2540C - 2015)	290		25	25	mg/L			09/11/24 10:38	1
Sulfide (SM 4500 S2 G-2011)	<0.0049		0.025	0.0049	mg/L			09/16/24 16:31	1
Total Organic Carbon (SM 5310 C-2014)	3.6	B	1.0	0.20	mg/L			09/12/24 17:01	1

Client Sample ID: GCS-4
Date Collected: 09/09/24 10:05
Date Received: 09/10/24 14:19

Lab Sample ID: 192-14963-8
Matrix: Water

Method: SW846 8260D - Volatile Organic Compounds by GC/MS

Analyte	Result	Qualifier	RL	MDL	Unit	D	Prepared	Analyzed	Dil Fac
Acetone	<6.3		10	6.3	ug/L			09/16/24 21:34	1
Benzene	<1.5		5.0	1.5	ug/L			09/16/24 21:34	1
Acrylonitrile	<5.6		10	5.6	ug/L			09/16/24 21:34	1
Bromochloromethane	<2.0		5.0	2.0	ug/L			09/16/24 21:34	1
Bromodichloromethane	<1.1		5.0	1.1	ug/L			09/16/24 21:34	1
Bromoform	<1.3		5.0	1.3	ug/L			09/16/24 21:34	1
Bromomethane	<2.8		5.0	2.8	ug/L			09/16/24 21:34	1
2-Butanone (MEK)	<3.3		10	3.3	ug/L			09/16/24 21:34	1
Carbon disulfide	<5.8		10	5.8	ug/L			09/16/24 21:34	1

Eurolins Arkansas

Client Sample Results

Client: Terracon Consultants Inc
Project/Site: Groundwater

Job ID: 192-14963-1

Client Sample ID: GCS-4

Lab Sample ID: 192-14963-8

Date Collected: 09/09/24 10:05

Matrix: Water

Date Received: 09/10/24 14:19

Method: SW846 8260D - Volatile Organic Compounds by GC/MS (Continued)

Analyte	Result	Qualifier	RL	MDL	Unit	D	Prepared	Analyzed	Dil Fac
Carbon tetrachloride	<1.8		2.0	1.8	ug/L			09/16/24 21:34	1
Chlorobenzene	<1.1		5.0	1.1	ug/L			09/16/24 21:34	1
Chloroethane	<2.9		5.0	2.9	ug/L			09/16/24 21:34	1
Chloroform	<2.1		4.0	2.1	ug/L			09/16/24 21:34	1
Chloromethane	<2.7		5.0	2.7	ug/L			09/16/24 21:34	1
1,2-Dibromo-3-Chloropropane	<1.6		5.0	1.6	ug/L			09/16/24 21:34	1
Dibromochloromethane	<1.1		5.0	1.1	ug/L			09/16/24 21:34	1
1,2-Dibromoethane	<1.2		5.0	1.2	ug/L			09/16/24 21:34	1
Dibromomethane	<1.2		5.0	1.2	ug/L			09/16/24 21:34	1
1,2-Dichlorobenzene	<1.3		5.0	1.3	ug/L			09/16/24 21:34	1
1,4-Dichlorobenzene	<1.4		5.0	1.4	ug/L			09/16/24 21:34	1
1,1-Dichloroethane	<1.4		5.0	1.4	ug/L			09/16/24 21:34	1
1,2-Dichloroethane	<1.3		5.0	1.3	ug/L			09/16/24 21:34	1
1,1-Dichloroethene	<2.6		5.0	2.6	ug/L			09/16/24 21:34	1
cis-1,2-Dichloroethene	<1.0		5.0	1.0	ug/L			09/16/24 21:34	1
trans-1,2-Dichloroethene	<1.5		2.0	1.5	ug/L			09/16/24 21:34	1
1,2-Dichloropropane	<1.2		5.0	1.2	ug/L			09/16/24 21:34	1
cis-1,3-Dichloropropene	<1.2		5.0	1.2	ug/L			09/16/24 21:34	1
trans-1,3-Dichloropropene	<2.5		5.0	2.5	ug/L			09/16/24 21:34	1
Ethylbenzene	<2.0		5.0	2.0	ug/L			09/16/24 21:34	1
Iodomethane	<6.3		10	6.3	ug/L			09/16/24 21:34	1
2-Hexanone	<3.8		10	3.8	ug/L			09/16/24 21:34	1
4-Methyl-2-pentanone	<2.9		10	2.9	ug/L			09/16/24 21:34	1
Methylene Chloride	<4.7		5.0	4.7	ug/L			09/16/24 21:34	1
Styrene	<3.0		5.0	3.0	ug/L			09/16/24 21:34	1
1,1,1,2-Tetrachloroethane	<1.1		5.0	1.1	ug/L			09/16/24 21:34	1
1,1,1,2,2-Tetrachloroethane	<1.4		5.0	1.4	ug/L			09/16/24 21:34	1
Tetrachloroethene	<2.6		5.0	2.6	ug/L			09/16/24 21:34	1
Toluene	<3.2		5.0	3.2	ug/L			09/16/24 21:34	1
1,1,1-Trichloroethane	<2.2		5.0	2.2	ug/L			09/16/24 21:34	1
1,1,2-Trichloroethane	<1.3		5.0	1.3	ug/L			09/16/24 21:34	1
Trichloroethene	<2.0		5.0	2.0	ug/L			09/16/24 21:34	1
Trichlorofluoromethane	<3.2		5.0	3.2	ug/L			09/16/24 21:34	1
1,2,3-Trichloropropane	<1.5		5.0	1.5	ug/L			09/16/24 21:34	1
1,2,4-Trimethylbenzene	<1.8		5.0	1.8	ug/L			09/16/24 21:34	1
1,3,5-Trimethylbenzene	<1.8		5.0	1.8	ug/L			09/16/24 21:34	1
Vinyl acetate	<5.8		10	5.8	ug/L			09/16/24 21:34	1
Vinyl chloride	<1.6		2.0	1.6	ug/L			09/16/24 21:34	1
m,p-Xylenes	<5.9		10	5.9	ug/L			09/16/24 21:34	1
o-Xylene	<1.8		5.0	1.8	ug/L			09/16/24 21:34	1

Surrogate	%Recovery	Qualifier	Limits	Prepared	Analyzed	Dil Fac
Dibromofluoromethane (Surr)	102		91 - 109		09/16/24 21:34	1
Toluene-d8 (Surr)	91		87 - 112		09/16/24 21:34	1
4-Bromofluorobenzene (Surr)	94		86 - 112		09/16/24 21:34	1

Method: SW846 9056A - Anions, Ion Chromatography

Analyte	Result	Qualifier	RL	MDL	Unit	D	Prepared	Analyzed	Dil Fac
Chloride	27		2.0	1.5	mg/L			09/13/24 09:03	10
Sulfate	9.0		2.0	1.2	mg/L			09/13/24 09:03	10

Eurofins Arkansas

Client Sample Results

Client: Terracon Consultants Inc
Project/Site: Groundwater

Job ID: 192-14963-1

Client Sample ID: GCS-4

Lab Sample ID: 192-14963-8

Date Collected: 09/09/24 10:05

Matrix: Water

Date Received: 09/10/24 14:19

Method: SW846 6020B - Metals (ICP/MS)

Analyte	Result	Qualifier	RL	MDL	Unit	D	Prepared	Analyzed	Dil Fac
Antimony	<0.0029		0.010	0.0029	mg/L		09/17/24 16:21	09/17/24 20:17	1
Arsenic	0.0022		0.00050	0.00035	mg/L		09/17/24 16:21	09/17/24 20:17	1
Lead	0.00023	J	0.00050	0.00021	mg/L		09/17/24 16:21	09/17/24 20:17	1
Selenium	<0.00072		0.0020	0.00072	mg/L		09/17/24 16:21	09/17/24 20:17	1
Thallium	<0.000045		0.00050	0.000045	mg/L		09/17/24 16:21	09/17/24 20:17	1
Cadmium	<0.000028		0.00050	0.000028	mg/L		09/17/24 16:21	09/17/24 20:17	1
Beryllium	0.00012	J	0.00050	0.000098	mg/L		09/17/24 16:21	09/17/24 20:17	1
Barium	0.29		0.020	0.0026	mg/L		09/17/24 16:21	09/18/24 15:21	10
Iron	27		0.50	0.14	mg/L		09/17/24 16:21	09/18/24 15:21	10
Nickel	0.0030		0.00050	0.00019	mg/L		09/17/24 16:21	09/17/24 20:17	1
Vanadium	0.0023	J	0.010	0.0016	mg/L		09/17/24 16:21	09/17/24 20:17	1
Silver	<0.000069		0.00050	0.000069	mg/L		09/17/24 16:21	09/17/24 20:17	1
Copper	0.0024		0.00050	0.00028	mg/L		09/17/24 16:21	09/17/24 20:17	1
Zinc	0.0034	J	0.010	0.0018	mg/L		09/17/24 16:21	09/17/24 20:17	1
Manganese	4.0		1.0	0.017	mg/L		09/17/24 16:21	09/18/24 14:39	50
Chromium	<0.00047		0.00050	0.00047	mg/L		09/17/24 16:21	09/17/24 20:17	1
Cobalt	<0.00072		0.010	0.00072	mg/L		09/17/24 16:21	09/17/24 20:17	1

General Chemistry

Analyte	Result	Qualifier	RL	MDL	Unit	D	Prepared	Analyzed	Dil Fac
Total Dissolved Solids (SM 2540C - 2015)	460		25	25	mg/L			09/11/24 10:38	1
Sulfide (SM 4500 S2 G-2011)	<0.0049		0.025	0.0049	mg/L			09/16/24 16:31	1
Total Organic Carbon (SM 5310 C-2014)	4.6	B	1.0	0.20	mg/L			09/12/24 17:24	1

Client Sample ID: Equipment Blank

Lab Sample ID: 192-14963-9

Date Collected: 09/09/24 11:00

Matrix: Water

Date Received: 09/10/24 14:19

Method: SW846 8260D - Volatile Organic Compounds by GC/MS

Analyte	Result	Qualifier	RL	MDL	Unit	D	Prepared	Analyzed	Dil Fac
Acetone	<6.3		10	6.3	ug/L			09/16/24 22:04	1
Benzene	<1.5		5.0	1.5	ug/L			09/16/24 22:04	1
Acrylonitrile	<5.6		10	5.6	ug/L			09/16/24 22:04	1
Bromochloromethane	<2.0		5.0	2.0	ug/L			09/16/24 22:04	1
Bromodichloromethane	<1.1		5.0	1.1	ug/L			09/16/24 22:04	1
Bromoform	<1.3		5.0	1.3	ug/L			09/16/24 22:04	1
Bromomethane	<2.8		5.0	2.8	ug/L			09/16/24 22:04	1
2-Butanone (MEK)	8.5	J	10	3.3	ug/L			09/16/24 22:04	1
Carbon disulfide	<5.8		10	5.8	ug/L			09/16/24 22:04	1
Carbon tetrachloride	<1.8		2.0	1.8	ug/L			09/16/24 22:04	1
Chlorobenzene	<1.1		5.0	1.1	ug/L			09/16/24 22:04	1
Chloroethane	<2.9		5.0	2.9	ug/L			09/16/24 22:04	1
Chloroform	<2.1		4.0	2.1	ug/L			09/16/24 22:04	1
Chloromethane	<2.7		5.0	2.7	ug/L			09/16/24 22:04	1
1,2-Dibromo-3-Chloropropane	<1.6		5.0	1.6	ug/L			09/16/24 22:04	1
Dibromochloromethane	<1.1		5.0	1.1	ug/L			09/16/24 22:04	1
1,2-Dibromoethane	<1.2		5.0	1.2	ug/L			09/16/24 22:04	1
Dibromomethane	<1.2		5.0	1.2	ug/L			09/16/24 22:04	1
1,2-Dichlorobenzene	<1.3		5.0	1.3	ug/L			09/16/24 22:04	1

Euofins Arkansas

Client Sample Results

Client: Terracon Consultants Inc
Project/Site: Groundwater

Job ID: 192-14963-1

Client Sample ID: Equipment Blank

Lab Sample ID: 192-14963-9

Date Collected: 09/09/24 11:00

Matrix: Water

Date Received: 09/10/24 14:19

Method: SW846 8260D - Volatile Organic Compounds by GC/MS (Continued)

Analyte	Result	Qualifier	RL	MDL	Unit	D	Prepared	Analyzed	Dil Fac
1,4-Dichlorobenzene	<1.4		5.0	1.4	ug/L			09/16/24 22:04	1
1,1-Dichloroethane	<1.4		5.0	1.4	ug/L			09/16/24 22:04	1
1,2-Dichloroethane	<1.3		5.0	1.3	ug/L			09/16/24 22:04	1
1,1-Dichloroethene	<2.6		5.0	2.6	ug/L			09/16/24 22:04	1
cis-1,2-Dichloroethene	<1.0		5.0	1.0	ug/L			09/16/24 22:04	1
trans-1,2-Dichloroethene	<1.5		2.0	1.5	ug/L			09/16/24 22:04	1
1,2-Dichloropropane	<1.2		5.0	1.2	ug/L			09/16/24 22:04	1
cis-1,3-Dichloropropene	<1.2		5.0	1.2	ug/L			09/16/24 22:04	1
trans-1,3-Dichloropropene	<2.5		5.0	2.5	ug/L			09/16/24 22:04	1
Ethylbenzene	<2.0		5.0	2.0	ug/L			09/16/24 22:04	1
Iodomethane	<6.3		10	6.3	ug/L			09/16/24 22:04	1
2-Hexanone	<3.8		10	3.8	ug/L			09/16/24 22:04	1
4-Methyl-2-pentanone	<2.9		10	2.9	ug/L			09/16/24 22:04	1
Methylene Chloride	<4.7		5.0	4.7	ug/L			09/16/24 22:04	1
Styrene	<3.0		5.0	3.0	ug/L			09/16/24 22:04	1
1,1,1,2-Tetrachloroethane	<1.1		5.0	1.1	ug/L			09/16/24 22:04	1
1,1,1,2,2-Tetrachloroethane	<1.4		5.0	1.4	ug/L			09/16/24 22:04	1
Tetrachloroethene	<2.6		5.0	2.6	ug/L			09/16/24 22:04	1
Toluene	<3.2		5.0	3.2	ug/L			09/16/24 22:04	1
1,1,1-Trichloroethane	<2.2		5.0	2.2	ug/L			09/16/24 22:04	1
1,1,2-Trichloroethane	<1.3		5.0	1.3	ug/L			09/16/24 22:04	1
Trichloroethene	<2.0		5.0	2.0	ug/L			09/16/24 22:04	1
Trichlorofluoromethane	<3.2		5.0	3.2	ug/L			09/16/24 22:04	1
1,2,3-Trichloropropane	<1.5		5.0	1.5	ug/L			09/16/24 22:04	1
1,2,4-Trimethylbenzene	<1.8		5.0	1.8	ug/L			09/16/24 22:04	1
1,3,5-Trimethylbenzene	<1.8		5.0	1.8	ug/L			09/16/24 22:04	1
Vinyl acetate	<5.8		10	5.8	ug/L			09/16/24 22:04	1
Vinyl chloride	<1.6		2.0	1.6	ug/L			09/16/24 22:04	1
m,p-Xylenes	<5.9		10	5.9	ug/L			09/16/24 22:04	1
o-Xylene	<1.8		5.0	1.8	ug/L			09/16/24 22:04	1
Surrogate	%Recovery	Qualifier	Limits				Prepared	Analyzed	Dil Fac
Dibromofluoromethane (Surr)	103		91 - 109					09/16/24 22:04	1
Toluene-d8 (Surr)	92		87 - 112					09/16/24 22:04	1
4-Bromofluorobenzene (Surr)	92		86 - 112					09/16/24 22:04	1

Client Sample ID: Trip Blank

Lab Sample ID: 192-14963-10

Date Collected: 09/10/24 00:00

Matrix: Water

Date Received: 09/10/24 14:19

Method: SW846 8260D - Volatile Organic Compounds by GC/MS

Analyte	Result	Qualifier	RL	MDL	Unit	D	Prepared	Analyzed	Dil Fac
Acetone	<6.3		10	6.3	ug/L			09/17/24 01:33	1
Benzene	<1.5		5.0	1.5	ug/L			09/17/24 01:33	1
Acrylonitrile	<5.6		10	5.6	ug/L			09/17/24 01:33	1
Bromochloromethane	<2.0		5.0	2.0	ug/L			09/17/24 01:33	1
Bromodichloromethane	<1.1		5.0	1.1	ug/L			09/17/24 01:33	1
Bromoform	<1.3		5.0	1.3	ug/L			09/17/24 01:33	1
Bromomethane	<2.8		5.0	2.8	ug/L			09/17/24 01:33	1
2-Butanone (MEK)	<3.3		10	3.3	ug/L			09/17/24 01:33	1

Eurofins Arkansas

Client Sample Results

Client: Terracon Consultants Inc
Project/Site: Groundwater

Job ID: 192-14963-1

Client Sample ID: Trip Blank

Lab Sample ID: 192-14963-10

Date Collected: 09/10/24 00:00

Matrix: Water

Date Received: 09/10/24 14:19

Method: SW846 8260D - Volatile Organic Compounds by GC/MS (Continued)

Analyte	Result	Qualifier	RL	MDL	Unit	D	Prepared	Analyzed	Dil Fac
Carbon disulfide	<5.8		10	5.8	ug/L			09/17/24 01:33	1
Carbon tetrachloride	<1.8		2.0	1.8	ug/L			09/17/24 01:33	1
Chlorobenzene	<1.1		5.0	1.1	ug/L			09/17/24 01:33	1
Chloroethane	<2.9		5.0	2.9	ug/L			09/17/24 01:33	1
Chloroform	<2.1		4.0	2.1	ug/L			09/17/24 01:33	1
Chloromethane	<2.7		5.0	2.7	ug/L			09/17/24 01:33	1
1,2-Dibromo-3-Chloropropane	<1.6		5.0	1.6	ug/L			09/17/24 01:33	1
Dibromochloromethane	<1.1		5.0	1.1	ug/L			09/17/24 01:33	1
1,2-Dibromoethane	<1.2		5.0	1.2	ug/L			09/17/24 01:33	1
Dibromomethane	<1.2		5.0	1.2	ug/L			09/17/24 01:33	1
1,2-Dichlorobenzene	<1.3		5.0	1.3	ug/L			09/17/24 01:33	1
1,4-Dichlorobenzene	<1.4		5.0	1.4	ug/L			09/17/24 01:33	1
1,1-Dichloroethane	<1.4		5.0	1.4	ug/L			09/17/24 01:33	1
1,2-Dichloroethane	<1.3		5.0	1.3	ug/L			09/17/24 01:33	1
1,1-Dichloroethene	<2.6		5.0	2.6	ug/L			09/17/24 01:33	1
cis-1,2-Dichloroethene	<1.0		5.0	1.0	ug/L			09/17/24 01:33	1
trans-1,2-Dichloroethene	<1.5		2.0	1.5	ug/L			09/17/24 01:33	1
1,2-Dichloropropane	<1.2		5.0	1.2	ug/L			09/17/24 01:33	1
cis-1,3-Dichloropropene	<1.2		5.0	1.2	ug/L			09/17/24 01:33	1
trans-1,3-Dichloropropene	<2.5		5.0	2.5	ug/L			09/17/24 01:33	1
Ethylbenzene	<2.0		5.0	2.0	ug/L			09/17/24 01:33	1
Iodomethane	<6.3		10	6.3	ug/L			09/17/24 01:33	1
2-Hexanone	<3.8		10	3.8	ug/L			09/17/24 01:33	1
4-Methyl-2-pentanone	<2.9		10	2.9	ug/L			09/17/24 01:33	1
Methylene Chloride	<4.7		5.0	4.7	ug/L			09/17/24 01:33	1
Styrene	<3.0		5.0	3.0	ug/L			09/17/24 01:33	1
1,1,1,2-Tetrachloroethane	<1.1		5.0	1.1	ug/L			09/17/24 01:33	1
1,1,2,2-Tetrachloroethane	<1.4		5.0	1.4	ug/L			09/17/24 01:33	1
Tetrachloroethene	<2.6		5.0	2.6	ug/L			09/17/24 01:33	1
Toluene	<3.2		5.0	3.2	ug/L			09/17/24 01:33	1
1,1,1-Trichloroethane	<2.2		5.0	2.2	ug/L			09/17/24 01:33	1
1,1,2-Trichloroethane	<1.3		5.0	1.3	ug/L			09/17/24 01:33	1
Trichloroethene	<2.0		5.0	2.0	ug/L			09/17/24 01:33	1
Trichlorofluoromethane	<3.2		5.0	3.2	ug/L			09/17/24 01:33	1
1,2,3-Trichloropropane	<1.5		5.0	1.5	ug/L			09/17/24 01:33	1
1,2,4-Trimethylbenzene	<1.8		5.0	1.8	ug/L			09/17/24 01:33	1
1,3,5-Trimethylbenzene	<1.8		5.0	1.8	ug/L			09/17/24 01:33	1
Vinyl acetate	<5.8		10	5.8	ug/L			09/17/24 01:33	1
Vinyl chloride	<1.6		2.0	1.6	ug/L			09/17/24 01:33	1
m,p-Xylenes	<5.9		10	5.9	ug/L			09/17/24 01:33	1
o-Xylene	<1.8		5.0	1.8	ug/L			09/17/24 01:33	1

Surrogate	%Recovery	Qualifier	Limits	Prepared	Analyzed	Dil Fac
Dibromofluoromethane (Surr)	103		91 - 109		09/17/24 01:33	1
Toluene-d8 (Surr)	92		87 - 112		09/17/24 01:33	1
4-Bromofluorobenzene (Surr)	88		86 - 112		09/17/24 01:33	1

Eurofins Arkansas

Client Sample Results

Client: Terracon Consultants Inc
Project/Site: Groundwater

Job ID: 192-14963-1

Client Sample ID: Dup

Lab Sample ID: 192-14963-11

Date Collected: 09/09/24 14:45

Matrix: Water

Date Received: 09/10/24 14:19

Method: SW846 8260D - Volatile Organic Compounds by GC/MS

Analyte	Result	Qualifier	RL	MDL	Unit	D	Prepared	Analyzed	Dil Fac
Acetone	<6.3		10	6.3	ug/L			09/16/24 22:34	1
Benzene	<1.5		5.0	1.5	ug/L			09/16/24 22:34	1
Acrylonitrile	<5.6		10	5.6	ug/L			09/16/24 22:34	1
Bromochloromethane	<2.0		5.0	2.0	ug/L			09/16/24 22:34	1
Bromodichloromethane	<1.1		5.0	1.1	ug/L			09/16/24 22:34	1
Bromoform	<1.3		5.0	1.3	ug/L			09/16/24 22:34	1
Bromomethane	<2.8		5.0	2.8	ug/L			09/16/24 22:34	1
2-Butanone (MEK)	<3.3		10	3.3	ug/L			09/16/24 22:34	1
Carbon disulfide	<5.8		10	5.8	ug/L			09/16/24 22:34	1
Carbon tetrachloride	<1.8		2.0	1.8	ug/L			09/16/24 22:34	1
Chlorobenzene	<1.1		5.0	1.1	ug/L			09/16/24 22:34	1
Chloroethane	<2.9		5.0	2.9	ug/L			09/16/24 22:34	1
Chloroform	<2.1		4.0	2.1	ug/L			09/16/24 22:34	1
Chloromethane	<2.7		5.0	2.7	ug/L			09/16/24 22:34	1
1,2-Dibromo-3-Chloropropane	<1.6		5.0	1.6	ug/L			09/16/24 22:34	1
Dibromochloromethane	<1.1		5.0	1.1	ug/L			09/16/24 22:34	1
1,2-Dibromoethane	<1.2		5.0	1.2	ug/L			09/16/24 22:34	1
Dibromomethane	<1.2		5.0	1.2	ug/L			09/16/24 22:34	1
1,2-Dichlorobenzene	<1.3		5.0	1.3	ug/L			09/16/24 22:34	1
1,4-Dichlorobenzene	<1.4		5.0	1.4	ug/L			09/16/24 22:34	1
1,1-Dichloroethane	<1.4		5.0	1.4	ug/L			09/16/24 22:34	1
1,2-Dichloroethane	<1.3		5.0	1.3	ug/L			09/16/24 22:34	1
1,1-Dichloroethene	<2.6		5.0	2.6	ug/L			09/16/24 22:34	1
cis-1,2-Dichloroethene	<1.0		5.0	1.0	ug/L			09/16/24 22:34	1
trans-1,2-Dichloroethene	<1.5		2.0	1.5	ug/L			09/16/24 22:34	1
1,2-Dichloropropane	<1.2		5.0	1.2	ug/L			09/16/24 22:34	1
cis-1,3-Dichloropropene	<1.2		5.0	1.2	ug/L			09/16/24 22:34	1
trans-1,3-Dichloropropene	<2.5		5.0	2.5	ug/L			09/16/24 22:34	1
Ethylbenzene	<2.0		5.0	2.0	ug/L			09/16/24 22:34	1
Iodomethane	<6.3		10	6.3	ug/L			09/16/24 22:34	1
2-Hexanone	<3.8		10	3.8	ug/L			09/16/24 22:34	1
4-Methyl-2-pentanone	<2.9		10	2.9	ug/L			09/16/24 22:34	1
Methylene Chloride	<4.7		5.0	4.7	ug/L			09/16/24 22:34	1
Styrene	<3.0		5.0	3.0	ug/L			09/16/24 22:34	1
1,1,1,2-Tetrachloroethane	<1.1		5.0	1.1	ug/L			09/16/24 22:34	1
1,1,2,2-Tetrachloroethane	<1.4		5.0	1.4	ug/L			09/16/24 22:34	1
Tetrachloroethene	<2.6		5.0	2.6	ug/L			09/16/24 22:34	1
Toluene	<3.2		5.0	3.2	ug/L			09/16/24 22:34	1
1,1,1-Trichloroethane	<2.2		5.0	2.2	ug/L			09/16/24 22:34	1
1,1,2-Trichloroethane	<1.3		5.0	1.3	ug/L			09/16/24 22:34	1
Trichloroethene	<2.0		5.0	2.0	ug/L			09/16/24 22:34	1
Trichlorofluoromethane	<3.2		5.0	3.2	ug/L			09/16/24 22:34	1
1,2,3-Trichloropropane	<1.5		5.0	1.5	ug/L			09/16/24 22:34	1
1,2,4-Trimethylbenzene	<1.8		5.0	1.8	ug/L			09/16/24 22:34	1
1,3,5-Trimethylbenzene	<1.8		5.0	1.8	ug/L			09/16/24 22:34	1
Vinyl acetate	<5.8		10	5.8	ug/L			09/16/24 22:34	1
Vinyl chloride	<1.6		2.0	1.6	ug/L			09/16/24 22:34	1
m,p-Xylenes	<5.9		10	5.9	ug/L			09/16/24 22:34	1
o-Xylene	<1.8		5.0	1.8	ug/L			09/16/24 22:34	1

Eurofins Arkansas

Client Sample Results

Client: Terracon Consultants Inc
Project/Site: Groundwater

Job ID: 192-14963-1

Client Sample ID: Dup
Date Collected: 09/09/24 14:45
Date Received: 09/10/24 14:19

Lab Sample ID: 192-14963-11
Matrix: Water

Surrogate	%Recovery	Qualifier	Limits	Prepared	Analyzed	Dil Fac
Dibromofluoromethane (Surr)	101		91 - 109		09/16/24 22:34	1
Toluene-d8 (Surr)	92		87 - 112		09/16/24 22:34	1
4-Bromofluorobenzene (Surr)	90		86 - 112		09/16/24 22:34	1

Method: SW846 9056A - Anions, Ion Chromatography

Analyte	Result	Qualifier	RL	MDL	Unit	D	Prepared	Analyzed	Dil Fac
Chloride	8.2		0.20	0.15	mg/L			09/17/24 22:44	1
Sulfate	27		0.20	0.12	mg/L			09/18/24 13:19	1

Method: SW846 6020B - Metals (ICP/MS)

Analyte	Result	Qualifier	RL	MDL	Unit	D	Prepared	Analyzed	Dil Fac
Antimony	<0.0029		0.010	0.0029	mg/L		09/17/24 16:21	09/17/24 20:21	1
Arsenic	0.0032		0.00050	0.00035	mg/L		09/17/24 16:21	09/17/24 20:21	1
Lead	0.00041	J	0.00050	0.00021	mg/L		09/17/24 16:21	09/17/24 20:21	1
Selenium	<0.00072		0.0020	0.00072	mg/L		09/17/24 16:21	09/17/24 20:21	1
Thallium	<0.000045		0.00050	0.000045	mg/L		09/17/24 16:21	09/17/24 20:21	1
Cadmium	0.000046	J	0.00050	0.000028	mg/L		09/17/24 16:21	09/17/24 20:21	1
Beryllium	<0.000098		0.00050	0.000098	mg/L		09/17/24 16:21	09/17/24 20:21	1
Barium	0.13		0.010	0.0013	mg/L		09/17/24 16:21	09/18/24 14:42	5
Iron	6.4		0.050	0.014	mg/L		09/17/24 16:21	09/17/24 20:21	1
Nickel	0.0028		0.00050	0.00019	mg/L		09/17/24 16:21	09/17/24 20:21	1
Vanadium	0.0049	J	0.010	0.0016	mg/L		09/17/24 16:21	09/17/24 20:21	1
Silver	<0.000069		0.00050	0.000069	mg/L		09/17/24 16:21	09/17/24 20:21	1
Copper	0.0037		0.00050	0.00028	mg/L		09/17/24 16:21	09/17/24 20:21	1
Zinc	0.010		0.010	0.0018	mg/L		09/17/24 16:21	09/17/24 20:21	1
Manganese	0.14		0.10	0.0017	mg/L		09/17/24 16:21	09/18/24 14:42	5
Chromium	0.00073		0.00050	0.00047	mg/L		09/17/24 16:21	09/17/24 20:21	1
Cobalt	<0.00072		0.010	0.00072	mg/L		09/17/24 16:21	09/17/24 20:21	1

General Chemistry

Analyte	Result	Qualifier	RL	MDL	Unit	D	Prepared	Analyzed	Dil Fac
Total Dissolved Solids (SM 2540C - 2015)	170		25	25	mg/L			09/11/24 10:38	1
Sulfide (SM 4500 S2 G-2011)	<0.0049		0.025	0.0049	mg/L			09/16/24 16:31	1
Total Organic Carbon (SM 5310 C-2014)	1.2	B	1.0	0.20	mg/L			09/12/24 17:46	1

Client Sample ID: C-4 RD DITCH-2

Lab Sample ID: 192-14963-12

Date Collected: 09/10/24 08:05
Date Received: 09/10/24 14:19

Matrix: Water

Method: SW846 8260D - Volatile Organic Compounds by GC/MS

Analyte	Result	Qualifier	RL	MDL	Unit	D	Prepared	Analyzed	Dil Fac
Acetone	<6.3		10	6.3	ug/L			09/17/24 02:02	1
Benzene	<1.5		5.0	1.5	ug/L			09/17/24 02:02	1
Acrylonitrile	<5.6		10	5.6	ug/L			09/17/24 02:02	1
Bromochloromethane	<2.0		5.0	2.0	ug/L			09/17/24 02:02	1
Bromodichloromethane	<1.1		5.0	1.1	ug/L			09/17/24 02:02	1
Bromoform	<1.3		5.0	1.3	ug/L			09/17/24 02:02	1
Bromomethane	<2.8		5.0	2.8	ug/L			09/17/24 02:02	1
2-Butanone (MEK)	<3.3		10	3.3	ug/L			09/17/24 02:02	1
Carbon disulfide	<5.8		10	5.8	ug/L			09/17/24 02:02	1

Eurofins Arkansas

Client Sample Results

Client: Terracon Consultants Inc
Project/Site: Groundwater

Job ID: 192-14963-1

Client Sample ID: C-4 RD DITCH-2

Lab Sample ID: 192-14963-12

Date Collected: 09/10/24 08:05

Matrix: Water

Date Received: 09/10/24 14:19

Method: SW846 8260D - Volatile Organic Compounds by GC/MS (Continued)

Analyte	Result	Qualifier	RL	MDL	Unit	D	Prepared	Analyzed	Dil Fac
Carbon tetrachloride	<1.8		2.0	1.8	ug/L			09/17/24 02:02	1
Chlorobenzene	<1.1		5.0	1.1	ug/L			09/17/24 02:02	1
Chloroethane	<2.9		5.0	2.9	ug/L			09/17/24 02:02	1
Chloroform	<2.1		4.0	2.1	ug/L			09/17/24 02:02	1
Chloromethane	<2.7		5.0	2.7	ug/L			09/17/24 02:02	1
1,2-Dibromo-3-Chloropropane	<1.6		5.0	1.6	ug/L			09/17/24 02:02	1
Dibromochloromethane	<1.1		5.0	1.1	ug/L			09/17/24 02:02	1
1,2-Dibromoethane	<1.2		5.0	1.2	ug/L			09/17/24 02:02	1
Dibromomethane	<1.2		5.0	1.2	ug/L			09/17/24 02:02	1
1,2-Dichlorobenzene	<1.3		5.0	1.3	ug/L			09/17/24 02:02	1
1,4-Dichlorobenzene	<1.4		5.0	1.4	ug/L			09/17/24 02:02	1
1,1-Dichloroethane	<1.4		5.0	1.4	ug/L			09/17/24 02:02	1
1,2-Dichloroethane	<1.3		5.0	1.3	ug/L			09/17/24 02:02	1
1,1-Dichloroethene	<2.6		5.0	2.6	ug/L			09/17/24 02:02	1
cis-1,2-Dichloroethene	<1.0		5.0	1.0	ug/L			09/17/24 02:02	1
trans-1,2-Dichloroethene	<1.5		2.0	1.5	ug/L			09/17/24 02:02	1
1,2-Dichloropropane	<1.2		5.0	1.2	ug/L			09/17/24 02:02	1
cis-1,3-Dichloropropene	<1.2		5.0	1.2	ug/L			09/17/24 02:02	1
trans-1,3-Dichloropropene	<2.5		5.0	2.5	ug/L			09/17/24 02:02	1
Ethylbenzene	<2.0		5.0	2.0	ug/L			09/17/24 02:02	1
Iodomethane	<6.3		10	6.3	ug/L			09/17/24 02:02	1
2-Hexanone	<3.8		10	3.8	ug/L			09/17/24 02:02	1
4-Methyl-2-pentanone	<2.9		10	2.9	ug/L			09/17/24 02:02	1
Methylene Chloride	<4.7		5.0	4.7	ug/L			09/17/24 02:02	1
Styrene	<3.0		5.0	3.0	ug/L			09/17/24 02:02	1
1,1,1,2-Tetrachloroethane	<1.1		5.0	1.1	ug/L			09/17/24 02:02	1
1,1,1,2,2-Tetrachloroethane	<1.4		5.0	1.4	ug/L			09/17/24 02:02	1
Tetrachloroethene	<2.6		5.0	2.6	ug/L			09/17/24 02:02	1
Toluene	<3.2		5.0	3.2	ug/L			09/17/24 02:02	1
1,1,1-Trichloroethane	<2.2		5.0	2.2	ug/L			09/17/24 02:02	1
1,1,2-Trichloroethane	<1.3		5.0	1.3	ug/L			09/17/24 02:02	1
Trichloroethene	<2.0		5.0	2.0	ug/L			09/17/24 02:02	1
Trichlorofluoromethane	<3.2		5.0	3.2	ug/L			09/17/24 02:02	1
1,2,3-Trichloropropane	<1.5		5.0	1.5	ug/L			09/17/24 02:02	1
1,2,4-Trimethylbenzene	<1.8		5.0	1.8	ug/L			09/17/24 02:02	1
1,3,5-Trimethylbenzene	<1.8		5.0	1.8	ug/L			09/17/24 02:02	1
Vinyl acetate	<5.8		10	5.8	ug/L			09/17/24 02:02	1
Vinyl chloride	<1.6		2.0	1.6	ug/L			09/17/24 02:02	1
m,p-Xylenes	<5.9		10	5.9	ug/L			09/17/24 02:02	1
o-Xylene	<1.8		5.0	1.8	ug/L			09/17/24 02:02	1

Surrogate	%Recovery	Qualifier	Limits	Prepared	Analyzed	Dil Fac
Dibromofluoromethane (Surr)	103		91 - 109		09/17/24 02:02	1
Toluene-d8 (Surr)	93		87 - 112		09/17/24 02:02	1
4-Bromofluorobenzene (Surr)	92		86 - 112		09/17/24 02:02	1

Method: SW846 9056A - Anions, Ion Chromatography

Analyte	Result	Qualifier	RL	MDL	Unit	D	Prepared	Analyzed	Dil Fac
Chloride	17		0.20	0.15	mg/L			09/17/24 23:07	1
Sulfate	24		0.20	0.12	mg/L			09/18/24 13:42	1

Eurofins Arkansas

Client Sample Results

Client: Terracon Consultants Inc
Project/Site: Groundwater

Job ID: 192-14963-1

Client Sample ID: C-4 RD DITCH-2

Lab Sample ID: 192-14963-12

Date Collected: 09/10/24 08:05

Matrix: Water

Date Received: 09/10/24 14:19

Method: SW846 6020B - Metals (ICP/MS)

Analyte	Result	Qualifier	RL	MDL	Unit	D	Prepared	Analyzed	Dil Fac
Antimony	<0.0029		0.010	0.0029	mg/L		09/17/24 16:21	09/17/24 20:25	1
Arsenic	0.0031		0.00050	0.00035	mg/L		09/17/24 16:21	09/17/24 20:25	1
Lead	0.00080		0.00050	0.00021	mg/L		09/17/24 16:21	09/17/24 20:25	1
Selenium	<0.00072		0.0020	0.00072	mg/L		09/17/24 16:21	09/17/24 20:25	1
Thallium	<0.000045		0.00050	0.000045	mg/L		09/17/24 16:21	09/17/24 20:25	1
Cadmium	<0.000028		0.00050	0.000028	mg/L		09/17/24 16:21	09/17/24 20:25	1
Beryllium	<0.000098		0.00050	0.000098	mg/L		09/17/24 16:21	09/17/24 20:25	1
Barium	0.24		0.020	0.0026	mg/L		09/17/24 16:21	09/18/24 15:29	10
Iron	32		0.50	0.14	mg/L		09/17/24 16:21	09/18/24 15:29	10
Nickel	0.0028		0.00050	0.00019	mg/L		09/17/24 16:21	09/17/24 20:25	1
Vanadium	0.0027	J	0.010	0.0016	mg/L		09/17/24 16:21	09/17/24 20:25	1
Silver	<0.000069		0.00050	0.000069	mg/L		09/17/24 16:21	09/17/24 20:25	1
Copper	0.0029		0.00050	0.00028	mg/L		09/17/24 16:21	09/17/24 20:25	1
Zinc	0.0040	J	0.010	0.0018	mg/L		09/17/24 16:21	09/17/24 20:25	1
Manganese	6.1		2.0	0.034	mg/L		09/17/24 16:21	09/18/24 14:46	100
Chromium	0.00057		0.00050	0.00047	mg/L		09/17/24 16:21	09/17/24 20:25	1
Cobalt	0.00096	J	0.010	0.00072	mg/L		09/17/24 16:21	09/17/24 20:25	1

General Chemistry

Analyte	Result	Qualifier	RL	MDL	Unit	D	Prepared	Analyzed	Dil Fac
Total Dissolved Solids (SM 2540C - 2015)	280		25	25	mg/L			09/11/24 10:38	1
Sulfide (SM 4500 S2 G-2011)	<0.0049		0.025	0.0049	mg/L			09/16/24 16:31	1
Total Organic Carbon (SM 5310 C-2014)	4.3	B	1.0	0.20	mg/L			09/12/24 18:09	1

Client Sample ID: GCS-4-DITCH

Lab Sample ID: 192-14963-13

Date Collected: 09/09/24 10:15

Matrix: Water

Date Received: 09/10/24 14:19

Method: SW846 8260D - Volatile Organic Compounds by GC/MS

Analyte	Result	Qualifier	RL	MDL	Unit	D	Prepared	Analyzed	Dil Fac
Acetone	<6.3		10	6.3	ug/L			09/16/24 23:03	1
Benzene	<1.5		5.0	1.5	ug/L			09/16/24 23:03	1
Acrylonitrile	<5.6		10	5.6	ug/L			09/16/24 23:03	1
Bromochloromethane	<2.0		5.0	2.0	ug/L			09/16/24 23:03	1
Bromodichloromethane	<1.1		5.0	1.1	ug/L			09/16/24 23:03	1
Bromoform	<1.3		5.0	1.3	ug/L			09/16/24 23:03	1
Bromomethane	<2.8		5.0	2.8	ug/L			09/16/24 23:03	1
2-Butanone (MEK)	<3.3		10	3.3	ug/L			09/16/24 23:03	1
Carbon disulfide	<5.8		10	5.8	ug/L			09/16/24 23:03	1
Carbon tetrachloride	<1.8		2.0	1.8	ug/L			09/16/24 23:03	1
Chlorobenzene	<1.1		5.0	1.1	ug/L			09/16/24 23:03	1
Chloroethane	<2.9		5.0	2.9	ug/L			09/16/24 23:03	1
Chloroform	<2.1		4.0	2.1	ug/L			09/16/24 23:03	1
Chloromethane	<2.7		5.0	2.7	ug/L			09/16/24 23:03	1
1,2-Dibromo-3-Chloropropane	<1.6		5.0	1.6	ug/L			09/16/24 23:03	1
Dibromochloromethane	<1.1		5.0	1.1	ug/L			09/16/24 23:03	1
1,2-Dibromoethane	<1.2		5.0	1.2	ug/L			09/16/24 23:03	1
Dibromomethane	<1.2		5.0	1.2	ug/L			09/16/24 23:03	1
1,2-Dichlorobenzene	<1.3		5.0	1.3	ug/L			09/16/24 23:03	1

Eurofins Arkansas

Client Sample Results

Client: Terracon Consultants Inc
Project/Site: Groundwater

Job ID: 192-14963-1

Client Sample ID: GCS-4-DITCH

Lab Sample ID: 192-14963-13

Date Collected: 09/09/24 10:15

Matrix: Water

Date Received: 09/10/24 14:19

Method: SW846 8260D - Volatile Organic Compounds by GC/MS (Continued)

Analyte	Result	Qualifier	RL	MDL	Unit	D	Prepared	Analyzed	Dil Fac
1,4-Dichlorobenzene	<1.4		5.0	1.4	ug/L			09/16/24 23:03	1
1,1-Dichloroethane	<1.4		5.0	1.4	ug/L			09/16/24 23:03	1
1,2-Dichloroethane	<1.3		5.0	1.3	ug/L			09/16/24 23:03	1
1,1-Dichloroethene	<2.6		5.0	2.6	ug/L			09/16/24 23:03	1
cis-1,2-Dichloroethene	<1.0		5.0	1.0	ug/L			09/16/24 23:03	1
trans-1,2-Dichloroethene	<1.5		2.0	1.5	ug/L			09/16/24 23:03	1
1,2-Dichloropropane	<1.2		5.0	1.2	ug/L			09/16/24 23:03	1
cis-1,3-Dichloropropene	<1.2		5.0	1.2	ug/L			09/16/24 23:03	1
trans-1,3-Dichloropropene	<2.5		5.0	2.5	ug/L			09/16/24 23:03	1
Ethylbenzene	<2.0		5.0	2.0	ug/L			09/16/24 23:03	1
Iodomethane	<6.3		10	6.3	ug/L			09/16/24 23:03	1
2-Hexanone	<3.8		10	3.8	ug/L			09/16/24 23:03	1
4-Methyl-2-pentanone	<2.9		10	2.9	ug/L			09/16/24 23:03	1
Methylene Chloride	<4.7		5.0	4.7	ug/L			09/16/24 23:03	1
Styrene	<3.0		5.0	3.0	ug/L			09/16/24 23:03	1
1,1,1,2-Tetrachloroethane	<1.1		5.0	1.1	ug/L			09/16/24 23:03	1
1,1,1,2,2-Tetrachloroethane	<1.4		5.0	1.4	ug/L			09/16/24 23:03	1
Tetrachloroethene	<2.6		5.0	2.6	ug/L			09/16/24 23:03	1
Toluene	<3.2		5.0	3.2	ug/L			09/16/24 23:03	1
1,1,1-Trichloroethane	<2.2		5.0	2.2	ug/L			09/16/24 23:03	1
1,1,2-Trichloroethane	<1.3		5.0	1.3	ug/L			09/16/24 23:03	1
Trichloroethene	<2.0		5.0	2.0	ug/L			09/16/24 23:03	1
Trichlorofluoromethane	<3.2		5.0	3.2	ug/L			09/16/24 23:03	1
1,2,3-Trichloropropane	<1.5		5.0	1.5	ug/L			09/16/24 23:03	1
1,2,4-Trimethylbenzene	<1.8		5.0	1.8	ug/L			09/16/24 23:03	1
1,3,5-Trimethylbenzene	<1.8		5.0	1.8	ug/L			09/16/24 23:03	1
Vinyl acetate	<5.8		10	5.8	ug/L			09/16/24 23:03	1
Vinyl chloride	<1.6		2.0	1.6	ug/L			09/16/24 23:03	1
m,p-Xylenes	<5.9		10	5.9	ug/L			09/16/24 23:03	1
o-Xylene	<1.8		5.0	1.8	ug/L			09/16/24 23:03	1
Surrogate	%Recovery	Qualifier	Limits				Prepared	Analyzed	Dil Fac
Dibromofluoromethane (Surr)	102		91 - 109					09/16/24 23:03	1
Toluene-d8 (Surr)	93		87 - 112					09/16/24 23:03	1
4-Bromofluorobenzene (Surr)	90		86 - 112					09/16/24 23:03	1

Method: SW846 9056A - Anions, Ion Chromatography

Analyte	Result	Qualifier	RL	MDL	Unit	D	Prepared	Analyzed	Dil Fac
Chloride	25		2.0	1.5	mg/L			09/13/24 10:12	10
Sulfate	8.9		2.0	1.2	mg/L			09/13/24 10:12	10

Method: SW846 6020B - Metals (ICP/MS)

Analyte	Result	Qualifier	RL	MDL	Unit	D	Prepared	Analyzed	Dil Fac
Antimony	<0.0029		0.010	0.0029	mg/L		09/17/24 16:21	09/17/24 20:29	1
Arsenic	0.00058		0.00050	0.00035	mg/L		09/17/24 16:21	09/17/24 20:29	1
Lead	0.00031	J	0.00050	0.00021	mg/L		09/17/24 16:21	09/17/24 20:29	1
Selenium	0.00079	J	0.0020	0.00072	mg/L		09/17/24 16:21	09/17/24 20:29	1
Thallium	<0.000045		0.00050	0.000045	mg/L		09/17/24 16:21	09/17/24 20:29	1
Cadmium	0.000046	J	0.00050	0.000028	mg/L		09/17/24 16:21	09/17/24 20:29	1
Beryllium	<0.000098		0.00050	0.000098	mg/L		09/17/24 16:21	09/17/24 20:29	1

Eurofins Arkansas

Client Sample Results

Client: Terracon Consultants Inc
Project/Site: Groundwater

Job ID: 192-14963-1

Client Sample ID: GCS-4-DITCH

Lab Sample ID: 192-14963-13

Date Collected: 09/09/24 10:15

Matrix: Water

Date Received: 09/10/24 14:19

Method: SW846 6020B - Metals (ICP/MS) (Continued)

Analyte	Result	Qualifier	RL	MDL	Unit	D	Prepared	Analyzed	Dil Fac
Barium	0.22		0.010	0.0013	mg/L		09/17/24 16:21	09/18/24 15:33	5
Iron	0.37		0.050	0.014	mg/L		09/17/24 16:21	09/17/24 20:29	1
Nickel	0.0029		0.00050	0.00019	mg/L		09/17/24 16:21	09/17/24 20:29	1
Vanadium	0.0022	J	0.010	0.0016	mg/L		09/17/24 16:21	09/17/24 20:29	1
Silver	<0.000069		0.00050	0.000069	mg/L		09/17/24 16:21	09/17/24 20:29	1
Copper	0.0027		0.00050	0.00028	mg/L		09/17/24 16:21	09/17/24 20:29	1
Zinc	0.0041	J	0.010	0.0018	mg/L		09/17/24 16:21	09/17/24 20:29	1
Manganese	3.8		1.0	0.017	mg/L		09/17/24 16:21	09/18/24 14:50	50
Chromium	<0.00047		0.00050	0.00047	mg/L		09/17/24 16:21	09/17/24 20:29	1
Cobalt	<0.00072		0.010	0.00072	mg/L		09/17/24 16:21	09/17/24 20:29	1

General Chemistry

Analyte	Result	Qualifier	RL	MDL	Unit	D	Prepared	Analyzed	Dil Fac
Total Dissolved Solids (SM 2540C - 2015)	450		25	25	mg/L			09/11/24 10:38	1
Sulfide (SM 4500 S2 G-2011)	<0.0049		0.025	0.0049	mg/L			09/16/24 16:34	1
Total Organic Carbon (SM 5310 C-2014)	4.8	B	1.0	0.20	mg/L			09/12/24 18:32	1

Client Sample ID: FB

Lab Sample ID: 192-14963-14

Date Collected: 09/10/24 10:55

Matrix: Water

Date Received: 09/10/24 14:19

Method: SW846 8260D - Volatile Organic Compounds by GC/MS

Analyte	Result	Qualifier	RL	MDL	Unit	D	Prepared	Analyzed	Dil Fac
Acetone	<6.3		10	6.3	ug/L			09/17/24 02:32	1
Benzene	<1.5		5.0	1.5	ug/L			09/17/24 02:32	1
Acrylonitrile	<5.6		10	5.6	ug/L			09/17/24 02:32	1
Bromochloromethane	<2.0		5.0	2.0	ug/L			09/17/24 02:32	1
Bromodichloromethane	<1.1		5.0	1.1	ug/L			09/17/24 02:32	1
Bromoform	<1.3		5.0	1.3	ug/L			09/17/24 02:32	1
Bromomethane	<2.8		5.0	2.8	ug/L			09/17/24 02:32	1
2-Butanone (MEK)	8.6	J	10	3.3	ug/L			09/17/24 02:32	1
Carbon disulfide	<5.8		10	5.8	ug/L			09/17/24 02:32	1
Carbon tetrachloride	<1.8		2.0	1.8	ug/L			09/17/24 02:32	1
Chlorobenzene	<1.1		5.0	1.1	ug/L			09/17/24 02:32	1
Chloroethane	<2.9		5.0	2.9	ug/L			09/17/24 02:32	1
Chloroform	<2.1		4.0	2.1	ug/L			09/17/24 02:32	1
Chloromethane	<2.7		5.0	2.7	ug/L			09/17/24 02:32	1
1,2-Dibromo-3-Chloropropane	<1.6		5.0	1.6	ug/L			09/17/24 02:32	1
Dibromochloromethane	<1.1		5.0	1.1	ug/L			09/17/24 02:32	1
1,2-Dibromoethane	<1.2		5.0	1.2	ug/L			09/17/24 02:32	1
Dibromomethane	<1.2		5.0	1.2	ug/L			09/17/24 02:32	1
1,2-Dichlorobenzene	<1.3		5.0	1.3	ug/L			09/17/24 02:32	1
1,4-Dichlorobenzene	<1.4		5.0	1.4	ug/L			09/17/24 02:32	1
1,1-Dichloroethane	<1.4		5.0	1.4	ug/L			09/17/24 02:32	1
1,2-Dichloroethane	<1.3		5.0	1.3	ug/L			09/17/24 02:32	1
1,1-Dichloroethene	<2.6		5.0	2.6	ug/L			09/17/24 02:32	1
cis-1,2-Dichloroethene	<1.0		5.0	1.0	ug/L			09/17/24 02:32	1
trans-1,2-Dichloroethene	<1.5		2.0	1.5	ug/L			09/17/24 02:32	1
1,2-Dichloropropane	<1.2		5.0	1.2	ug/L			09/17/24 02:32	1

Euofins Arkansas

Client Sample Results

Client: Terracon Consultants Inc
Project/Site: Groundwater

Job ID: 192-14963-1

Client Sample ID: FB

Lab Sample ID: 192-14963-14

Date Collected: 09/10/24 10:55

Matrix: Water

Date Received: 09/10/24 14:19

Method: SW846 8260D - Volatile Organic Compounds by GC/MS (Continued)

Analyte	Result	Qualifier	RL	MDL	Unit	D	Prepared	Analyzed	Dil Fac
cis-1,3-Dichloropropene	<1.2		5.0	1.2	ug/L			09/17/24 02:32	1
trans-1,3-Dichloropropene	<2.5		5.0	2.5	ug/L			09/17/24 02:32	1
Ethylbenzene	<2.0		5.0	2.0	ug/L			09/17/24 02:32	1
Iodomethane	<6.3		10	6.3	ug/L			09/17/24 02:32	1
2-Hexanone	<3.8		10	3.8	ug/L			09/17/24 02:32	1
4-Methyl-2-pentanone	<2.9		10	2.9	ug/L			09/17/24 02:32	1
Methylene Chloride	<4.7		5.0	4.7	ug/L			09/17/24 02:32	1
Styrene	<3.0		5.0	3.0	ug/L			09/17/24 02:32	1
1,1,1,2-Tetrachloroethane	<1.1		5.0	1.1	ug/L			09/17/24 02:32	1
1,1,2,2-Tetrachloroethane	<1.4		5.0	1.4	ug/L			09/17/24 02:32	1
Tetrachloroethene	<2.6		5.0	2.6	ug/L			09/17/24 02:32	1
Toluene	<3.2		5.0	3.2	ug/L			09/17/24 02:32	1
1,1,1-Trichloroethane	<2.2		5.0	2.2	ug/L			09/17/24 02:32	1
1,1,2-Trichloroethane	<1.3		5.0	1.3	ug/L			09/17/24 02:32	1
Trichloroethene	<2.0		5.0	2.0	ug/L			09/17/24 02:32	1
Trichlorofluoromethane	<3.2		5.0	3.2	ug/L			09/17/24 02:32	1
1,2,3-Trichloropropane	<1.5		5.0	1.5	ug/L			09/17/24 02:32	1
1,2,4-Trimethylbenzene	<1.8		5.0	1.8	ug/L			09/17/24 02:32	1
1,3,5-Trimethylbenzene	<1.8		5.0	1.8	ug/L			09/17/24 02:32	1
Vinyl acetate	<5.8		10	5.8	ug/L			09/17/24 02:32	1
Vinyl chloride	<1.6		2.0	1.6	ug/L			09/17/24 02:32	1
m,p-Xylenes	<5.9		10	5.9	ug/L			09/17/24 02:32	1
o-Xylene	<1.8		5.0	1.8	ug/L			09/17/24 02:32	1

Surrogate	%Recovery	Qualifier	Limits	Prepared	Analyzed	Dil Fac
Dibromofluoromethane (Surr)	100		91 - 109		09/17/24 02:32	1
Toluene-d8 (Surr)	92		87 - 112		09/17/24 02:32	1
4-Bromofluorobenzene (Surr)	91		86 - 112		09/17/24 02:32	1

Method: SW846 9056A - Anions, Ion Chromatography

Analyte	Result	Qualifier	RL	MDL	Unit	D	Prepared	Analyzed	Dil Fac
Chloride	<0.15		0.20	0.15	mg/L			09/17/24 23:29	1
Sulfate	<0.12		0.20	0.12	mg/L			09/18/24 14:05	1

Method: SW846 6020B - Metals (ICP/MS)

Analyte	Result	Qualifier	RL	MDL	Unit	D	Prepared	Analyzed	Dil Fac
Antimony	<0.0029		0.010	0.0029	mg/L		09/17/24 16:21	09/18/24 08:38	1
Arsenic	<0.00035		0.00050	0.00035	mg/L		09/17/24 16:21	09/18/24 08:38	1
Lead	0.00065		0.00050	0.00021	mg/L		09/17/24 16:21	09/18/24 08:38	1
Selenium	<0.00072		0.0020	0.00072	mg/L		09/17/24 16:21	09/18/24 08:38	1
Thallium	<0.000045		0.00050	0.000045	mg/L		09/17/24 16:21	09/18/24 08:38	1
Cadmium	<0.000028		0.00050	0.000028	mg/L		09/17/24 16:21	09/18/24 08:38	1
Beryllium	<0.000098		0.00050	0.000098	mg/L		09/17/24 16:21	09/18/24 08:38	1
Barium	0.0019	J	0.0020	0.00026	mg/L		09/17/24 16:21	09/18/24 08:38	1
Iron	0.032	J	0.050	0.014	mg/L		09/17/24 16:21	09/18/24 08:38	1
Nickel	0.0018		0.00050	0.00019	mg/L		09/17/24 16:21	09/18/24 08:38	1
Vanadium	0.0018	J	0.010	0.0016	mg/L		09/17/24 16:21	09/18/24 08:38	1
Silver	<0.000069		0.00050	0.000069	mg/L		09/17/24 16:21	09/18/24 08:38	1
Copper	0.0022		0.00050	0.00028	mg/L		09/17/24 16:21	09/18/24 08:38	1
Zinc	0.0063	J	0.010	0.0018	mg/L		09/17/24 16:21	09/18/24 08:38	1

Eurofins Arkansas

Client Sample Results

Client: Terracon Consultants Inc
Project/Site: Groundwater

Job ID: 192-14963-1

Client Sample ID: FB

Lab Sample ID: 192-14963-14

Date Collected: 09/10/24 10:55

Matrix: Water

Date Received: 09/10/24 14:19

Method: SW846 6020B - Metals (ICP/MS) (Continued)

Analyte	Result	Qualifier	RL	MDL	Unit	D	Prepared	Analyzed	Dil Fac
Manganese	0.0024	J	0.020	0.00034	mg/L		09/17/24 16:21	09/18/24 08:38	1
Chromium	<0.00047		0.00050	0.00047	mg/L		09/17/24 16:21	09/18/24 08:38	1
Cobalt	<0.00072		0.010	0.00072	mg/L		09/17/24 16:21	09/18/24 08:38	1

General Chemistry

Analyte	Result	Qualifier	RL	MDL	Unit	D	Prepared	Analyzed	Dil Fac
Total Dissolved Solids (SM 2540C - 2015)	<25		25	25	mg/L			09/11/24 10:38	1
Sulfide (SM 4500 S2 G-2011)	<0.0049		0.025	0.0049	mg/L			09/16/24 16:53	1
Total Organic Carbon (SM 5310 C-2014)	0.90	J B	1.0	0.20	mg/L			09/12/24 18:54	1

Surrogate Summary

Client: Terracon Consultants Inc
Project/Site: Groundwater

Job ID: 192-14963-1

Method: 8260D - Volatile Organic Compounds by GC/MS

Matrix: Water

Prep Type: Total/NA

Percent Surrogate Recovery (Acceptance Limits)

Lab Sample ID	Client Sample ID	DBFM	TOL	BFB
		(91-109)	(87-112)	(86-112)
192-14963-1	MW-1A	102	94	90
192-14963-2	MW-2A	101	92	94
192-14963-3	MW-3A	100	95	90
192-14963-4	MW-4A	104	93	93
192-14963-5	MW-6B	103	91	89
192-14963-6	MW-7A	104	92	92
192-14963-7	GCS-1	102	91	89
192-14963-8	GCS-4	102	91	94
192-14963-9	Equipment Blank	103	92	92
192-14963-10	Trip Blank	103	92	88
192-14963-11	Dup	101	92	90
192-14963-12	C-4 RD DITCH-2	103	93	92
192-14963-13	GCS-4-DITCH	102	93	90
192-14963-14	FB	100	92	91
LCS 192-23119/1012	Lab Control Sample	98	103	104
MB 192-23119/14	Method Blank	102	93	92

Surrogate Legend

DBFM = Dibromofluoromethane (Surr)

TOL = Toluene-d8 (Surr)

BFB = 4-Bromofluorobenzene (Surr)

QC Sample Results

Client: Terracon Consultants Inc
Project/Site: Groundwater

Job ID: 192-14963-1

Method: 8260D - Volatile Organic Compounds by GC/MS

Lab Sample ID: MB 192-23119/14
Matrix: Water
Analysis Batch: 23119

Client Sample ID: Method Blank
Prep Type: Total/NA

Analyte	MB	MB	RL	MDL	Unit	D	Prepared	Analyzed	Dil Fac
	Result	Qualifier							
Acetone	<6.3		10	6.3	ug/L			09/16/24 19:35	1
Benzene	<1.5		5.0	1.5	ug/L			09/16/24 19:35	1
Acrylonitrile	<5.6		10	5.6	ug/L			09/16/24 19:35	1
Bromochloromethane	<2.0		5.0	2.0	ug/L			09/16/24 19:35	1
Bromodichloromethane	<1.1		5.0	1.1	ug/L			09/16/24 19:35	1
Bromoform	<1.3		5.0	1.3	ug/L			09/16/24 19:35	1
Bromomethane	<2.8		5.0	2.8	ug/L			09/16/24 19:35	1
2-Butanone (MEK)	<3.3		10	3.3	ug/L			09/16/24 19:35	1
Carbon disulfide	<5.8		10	5.8	ug/L			09/16/24 19:35	1
Carbon tetrachloride	<1.8		2.0	1.8	ug/L			09/16/24 19:35	1
Chlorobenzene	<1.1		5.0	1.1	ug/L			09/16/24 19:35	1
Chloroethane	<2.9		5.0	2.9	ug/L			09/16/24 19:35	1
Chloroform	<2.1		4.0	2.1	ug/L			09/16/24 19:35	1
Chloromethane	<2.7		5.0	2.7	ug/L			09/16/24 19:35	1
1,2-Dibromo-3-Chloropropane	<1.6		5.0	1.6	ug/L			09/16/24 19:35	1
Dibromochloromethane	<1.1		5.0	1.1	ug/L			09/16/24 19:35	1
1,2-Dibromoethane	<1.2		5.0	1.2	ug/L			09/16/24 19:35	1
Dibromomethane	<1.2		5.0	1.2	ug/L			09/16/24 19:35	1
1,2-Dichlorobenzene	<1.3		5.0	1.3	ug/L			09/16/24 19:35	1
1,4-Dichlorobenzene	<1.4		5.0	1.4	ug/L			09/16/24 19:35	1
1,1-Dichloroethane	<1.4		5.0	1.4	ug/L			09/16/24 19:35	1
1,2-Dichloroethane	<1.3		5.0	1.3	ug/L			09/16/24 19:35	1
1,1-Dichloroethene	<2.6		5.0	2.6	ug/L			09/16/24 19:35	1
cis-1,2-Dichloroethene	<1.0		5.0	1.0	ug/L			09/16/24 19:35	1
trans-1,2-Dichloroethene	<1.5		2.0	1.5	ug/L			09/16/24 19:35	1
1,2-Dichloropropane	<1.2		5.0	1.2	ug/L			09/16/24 19:35	1
cis-1,3-Dichloropropene	<1.2		5.0	1.2	ug/L			09/16/24 19:35	1
trans-1,3-Dichloropropene	<2.5		5.0	2.5	ug/L			09/16/24 19:35	1
Ethylbenzene	<2.0		5.0	2.0	ug/L			09/16/24 19:35	1
Iodomethane	<6.3		10	6.3	ug/L			09/16/24 19:35	1
2-Hexanone	<3.8		10	3.8	ug/L			09/16/24 19:35	1
4-Methyl-2-pentanone	<2.9		10	2.9	ug/L			09/16/24 19:35	1
Methylene Chloride	<4.7		5.0	4.7	ug/L			09/16/24 19:35	1
Styrene	<3.0		5.0	3.0	ug/L			09/16/24 19:35	1
1,1,1,2-Tetrachloroethane	<1.1		5.0	1.1	ug/L			09/16/24 19:35	1
1,1,2,2-Tetrachloroethane	<1.4		5.0	1.4	ug/L			09/16/24 19:35	1
Tetrachloroethene	<2.6		5.0	2.6	ug/L			09/16/24 19:35	1
Toluene	<3.2		5.0	3.2	ug/L			09/16/24 19:35	1
1,1,1-Trichloroethane	<2.2		5.0	2.2	ug/L			09/16/24 19:35	1
1,1,2-Trichloroethane	<1.3		5.0	1.3	ug/L			09/16/24 19:35	1
Trichloroethene	<2.0		5.0	2.0	ug/L			09/16/24 19:35	1
Trichlorofluoromethane	<3.2		5.0	3.2	ug/L			09/16/24 19:35	1
1,2,3-Trichloropropane	<1.5		5.0	1.5	ug/L			09/16/24 19:35	1
1,2,4-Trimethylbenzene	<1.8		5.0	1.8	ug/L			09/16/24 19:35	1
1,3,5-Trimethylbenzene	<1.8		5.0	1.8	ug/L			09/16/24 19:35	1
Vinyl acetate	<5.8		10	5.8	ug/L			09/16/24 19:35	1
Vinyl chloride	<1.6		2.0	1.6	ug/L			09/16/24 19:35	1
m,p-Xylenes	<5.9		10	5.9	ug/L			09/16/24 19:35	1

Eurofins Arkansas

QC Sample Results

Client: Terracon Consultants Inc
Project/Site: Groundwater

Job ID: 192-14963-1

Method: 8260D - Volatile Organic Compounds by GC/MS (Continued)

Lab Sample ID: MB 192-23119/14
Matrix: Water
Analysis Batch: 23119

Client Sample ID: Method Blank
Prep Type: Total/NA

Analyte	MB Result	MB Qualifier	RL	MDL	Unit	D	Prepared	Analyzed	Dil Fac
o-Xylene	<1.8		5.0	1.8	ug/L			09/16/24 19:35	1
Surrogate	%Recovery	MB Qualifier	Limits				Prepared	Analyzed	Dil Fac
Dibromofluoromethane (Surr)	102		91 - 109					09/16/24 19:35	1
Toluene-d8 (Surr)	93		87 - 112					09/16/24 19:35	1
4-Bromofluorobenzene (Surr)	92		86 - 112					09/16/24 19:35	1

Lab Sample ID: LCS 192-23119/1012
Matrix: Water
Analysis Batch: 23119

Client Sample ID: Lab Control Sample
Prep Type: Total/NA

Analyte	Spike Added	LCS Result	LCS Qualifier	Unit	D	%Rec	%Rec Limits
Acetone	101	99.8		ug/L		99	70 - 130
Benzene	49.9	46.3		ug/L		93	70 - 130
Acrylonitrile	252	270		ug/L		107	70 - 130
Bromochloromethane	49.8	47.9		ug/L		96	70 - 130
Bromodichloromethane	50.0	46.8		ug/L		94	70 - 130
Bromoform	49.6	48.4		ug/L		98	70 - 130
Bromomethane	50.7	44.4		ug/L		88	70 - 130
2-Butanone (MEK)	100	108		ug/L		108	70 - 130
Carbon disulfide	101	94.1		ug/L		94	70 - 130
Carbon tetrachloride	50.0	46.1		ug/L		92	70 - 130
Chlorobenzene	50.0	46.6		ug/L		93	70 - 130
Chloroethane	49.7	41.1		ug/L		83	70 - 130
Chloroform	49.8	45.7		ug/L		92	70 - 130
Chloromethane	50.9	41.4		ug/L		81	70 - 130
1,2-Dibromo-3-Chloropropane	50.0	52.9		ug/L		106	70 - 130
Dibromochloromethane	49.8	43.8		ug/L		88	70 - 130
1,2-Dibromoethane	50.0	49.5		ug/L		99	70 - 130
Dibromomethane	49.8	48.3		ug/L		97	70 - 130
1,2-Dichlorobenzene	50.0	47.6		ug/L		95	70 - 130
1,4-Dichlorobenzene	50.0	47.5		ug/L		95	70 - 130
1,1-Dichloroethane	49.9	45.1		ug/L		90	70 - 130
1,2-Dichloroethane	50.0	45.9		ug/L		92	70 - 130
1,1-Dichloroethene	50.0	46.0		ug/L		92	70 - 130
cis-1,2-Dichloroethene	50.0	48.4		ug/L		97	70 - 130
1,2-Dichloropropane	50.0	46.2		ug/L		92	70 - 130
cis-1,3-Dichloropropene	50.1	48.3		ug/L		96	70 - 130
trans-1,3-Dichloropropene	50.0	48.8		ug/L		98	70 - 130
Ethylbenzene	50.0	49.4		ug/L		99	70 - 130
Iodomethane	101	95.7		ug/L		95	70 - 130
2-Hexanone	101	112		ug/L		112	70 - 130
4-Methyl-2-pentanone	100	104		ug/L		104	70 - 130
Methylene Chloride	49.9	47.0		ug/L		94	70 - 130
Styrene	50.1	51.2		ug/L		102	70 - 130
1,1,1,2-Tetrachloroethane	50.0	47.5		ug/L		95	70 - 130
1,1,1,2,2-Tetrachloroethane	50.0	50.3		ug/L		101	70 - 130
Tetrachloroethene	50.0	46.4		ug/L		93	70 - 130

Eurofins Arkansas

QC Sample Results

Client: Terracon Consultants Inc
Project/Site: Groundwater

Job ID: 192-14963-1

Method: 8260D - Volatile Organic Compounds by GC/MS (Continued)

Lab Sample ID: LCS 192-23119/1012
Matrix: Water
Analysis Batch: 23119

Client Sample ID: Lab Control Sample
Prep Type: Total/NA

Analyte	Spike Added	LCS Result	LCS Qualifier	Unit	D	%Rec	%Rec Limits
Toluene	50.0	47.0		ug/L		94	70 - 130
1,1,1-Trichloroethane	50.0	46.1		ug/L		92	70 - 130
1,1,2-Trichloroethane	50.0	48.4		ug/L		97	70 - 130
Trichloroethene	50.0	46.4		ug/L		93	70 - 130
Trichlorofluoromethane	49.8	44.1		ug/L		89	70 - 130
1,2,3-Trichloropropane	50.0	50.6		ug/L		101	70 - 130
1,2,4-Trimethylbenzene	50.0	51.2		ug/L		102	70 - 130
1,3,5-Trimethylbenzene	50.0	50.8		ug/L		102	70 - 130
Vinyl acetate	101	96.6		ug/L		96	70 - 130
Vinyl chloride	50.0	46.1		ug/L		92	70 - 130
m,p-Xylenes	100	99.0		ug/L		99	70 - 130
o-Xylene	50.0	51.0		ug/L		102	70 - 130

Surrogate	LCS %Recovery	LCS Qualifier	Limits
Dibromofluoromethane (Surr)	98		91 - 109
Toluene-d8 (Surr)	103		87 - 112
4-Bromofluorobenzene (Surr)	104		86 - 112

Method: 9056A - Anions, Ion Chromatography

Lab Sample ID: MB 192-23009/28
Matrix: Water
Analysis Batch: 23009

Client Sample ID: Method Blank
Prep Type: Total/NA

Analyte	MB Result	MB Qualifier	RL	MDL	Unit	D	Prepared	Analyzed	Dil Fac
Chloride	<0.15		0.20	0.15	mg/L			09/13/24 01:04	1
Sulfate	<0.12		0.20	0.12	mg/L			09/13/24 01:04	1

Lab Sample ID: LCS 192-23009/29
Matrix: Water
Analysis Batch: 23009

Client Sample ID: Lab Control Sample
Prep Type: Total/NA

Analyte	Spike Added	LCS Result	LCS Qualifier	Unit	D	%Rec	%Rec Limits
Chloride	25.0	26.7		mg/L		107	90 - 110
Sulfate	25.0	27.4		mg/L		109	90 - 110

Lab Sample ID: 192-14965-A-1 MS
Matrix: Water
Analysis Batch: 23009

Client Sample ID: Matrix Spike
Prep Type: Total/NA

Analyte	Sample Result	Sample Qualifier	Spike Added	MS Result	MS Qualifier	Unit	D	%Rec	%Rec Limits
Chloride	9.2		250	244		mg/L		94	80 - 120
Sulfate	360		250	643	E	mg/L		111	80 - 120

QC Sample Results

Client: Terracon Consultants Inc
Project/Site: Groundwater

Job ID: 192-14963-1

Method: 9056A - Anions, Ion Chromatography (Continued)

Lab Sample ID: 192-14965-A-1 MSD
Matrix: Water
Analysis Batch: 23009

Client Sample ID: Matrix Spike Duplicate
Prep Type: Total/NA

Analyte	Sample Result	Sample Qualifier	Spike Added	MSD Result	MSD Qualifier	Unit	D	%Rec	%Rec Limits	RPD	RPD Limit
Chloride	9.2		250	226		mg/L		87	80 - 120	8	10
Sulfate	360		250	600	E	mg/L		94	80 - 120	7	10

Lab Sample ID: MB 192-23204/10
Matrix: Water
Analysis Batch: 23204

Client Sample ID: Method Blank
Prep Type: Total/NA

Analyte	MB Result	MB Qualifier	RL	MDL	Unit	D	Prepared	Analyzed	Dil Fac
Chloride	<0.15		0.20	0.15	mg/L			09/17/24 21:35	1
Sulfate	<0.12		0.20	0.12	mg/L			09/17/24 21:35	1

Lab Sample ID: LCS 192-23204/11
Matrix: Water
Analysis Batch: 23204

Client Sample ID: Lab Control Sample
Prep Type: Total/NA

Analyte	Spike Added	LCS Result	LCS Qualifier	Unit	D	%Rec	%Rec Limits
Chloride	25.0	24.9		mg/L		100	90 - 110
Sulfate	25.0	25.7		mg/L		103	90 - 110

Lab Sample ID: 192-15150-B-1 MS
Matrix: Water
Analysis Batch: 23204

Client Sample ID: Matrix Spike
Prep Type: Total/NA

Analyte	Sample Result	Sample Qualifier	Spike Added	MS Result	MS Qualifier	Unit	D	%Rec	%Rec Limits
Chloride	82		2500	2430		mg/L		94	80 - 120

Lab Sample ID: 192-15150-B-1 MSD
Matrix: Water
Analysis Batch: 23204

Client Sample ID: Matrix Spike Duplicate
Prep Type: Total/NA

Analyte	Sample Result	Sample Qualifier	Spike Added	MSD Result	MSD Qualifier	Unit	D	%Rec	%Rec Limits	RPD	RPD Limit
Chloride	82		2500	2540		mg/L		98	80 - 120	5	10

Lab Sample ID: MB 192-23220/20
Matrix: Water
Analysis Batch: 23220

Client Sample ID: Method Blank
Prep Type: Total/NA

Analyte	MB Result	MB Qualifier	RL	MDL	Unit	D	Prepared	Analyzed	Dil Fac
Chloride	<0.15		0.20	0.15	mg/L			09/18/24 18:39	1
Sulfate	<0.12		0.20	0.12	mg/L			09/18/24 18:39	1

Lab Sample ID: MB 192-23220/3
Matrix: Water
Analysis Batch: 23220

Client Sample ID: Method Blank
Prep Type: Total/NA

Analyte	MB Result	MB Qualifier	RL	MDL	Unit	D	Prepared	Analyzed	Dil Fac
Chloride	<0.15		0.20	0.15	mg/L			09/18/24 12:11	1
Sulfate	<0.12		0.20	0.12	mg/L			09/18/24 12:11	1

QC Sample Results

Client: Terracon Consultants Inc
Project/Site: Groundwater

Job ID: 192-14963-1

Method: 9056A - Anions, Ion Chromatography (Continued)

Lab Sample ID: LCS 192-23220/21
Matrix: Water
Analysis Batch: 23220

Client Sample ID: Lab Control Sample
Prep Type: Total/NA

Analyte	Spike Added	LCS Result	LCS Qualifier	Unit	D	%Rec	%Rec Limits
Chloride	25.0	25.9		mg/L		104	90 - 110
Sulfate	25.0	26.6		mg/L		106	90 - 110

Lab Sample ID: LCS 192-23220/4
Matrix: Water
Analysis Batch: 23220

Client Sample ID: Lab Control Sample
Prep Type: Total/NA

Analyte	Spike Added	LCS Result	LCS Qualifier	Unit	D	%Rec	%Rec Limits
Chloride	25.0	25.9		mg/L		103	90 - 110
Sulfate	25.0	26.4		mg/L		106	90 - 110

Lab Sample ID: 192-15193-A-1 MS
Matrix: Water
Analysis Batch: 23220

Client Sample ID: Matrix Spike
Prep Type: Total/NA

Analyte	Sample Result	Sample Qualifier	Spike Added	MS Result	MS Qualifier	Unit	D	%Rec	%Rec Limits
Chloride	59		2500	2410		mg/L		94	80 - 120
Sulfate	87		2500	2600		mg/L		100	80 - 120

Lab Sample ID: 192-15193-A-1 MSD
Matrix: Water
Analysis Batch: 23220

Client Sample ID: Matrix Spike Duplicate
Prep Type: Total/NA

Analyte	Sample Result	Sample Qualifier	Spike Added	MSD Result	MSD Qualifier	Unit	D	%Rec	%Rec Limits	RPD	RPD Limit
Chloride	59		2500	2450		mg/L		96	80 - 120	1	10
Sulfate	87		2500	2610		mg/L		101	80 - 120	0	10

Method: 6020B - Metals (ICP/MS)

Lab Sample ID: MB 192-23190/1-A
Matrix: Water
Analysis Batch: 23225

Client Sample ID: Method Blank
Prep Type: Total/NA
Prep Batch: 23190

Analyte	MB Result	MB Qualifier	RL	MDL	Unit	D	Prepared	Analyzed	Dil Fac
Antimony	<0.0029		0.010	0.0029	mg/L		09/17/24 16:21	09/17/24 17:27	1
Arsenic	<0.00035		0.00050	0.00035	mg/L		09/17/24 16:21	09/17/24 17:27	1
Lead	<0.00021		0.00050	0.00021	mg/L		09/17/24 16:21	09/17/24 17:27	1
Selenium	<0.00072		0.0020	0.00072	mg/L		09/17/24 16:21	09/17/24 17:27	1
Thallium	<0.000045		0.00050	0.000045	mg/L		09/17/24 16:21	09/17/24 17:27	1
Cadmium	<0.000028		0.00050	0.000028	mg/L		09/17/24 16:21	09/17/24 17:27	1
Beryllium	<0.000098		0.00050	0.000098	mg/L		09/17/24 16:21	09/17/24 17:27	1
Barium	<0.00026		0.0020	0.00026	mg/L		09/17/24 16:21	09/17/24 17:27	1
Iron	<0.014		0.050	0.014	mg/L		09/17/24 16:21	09/17/24 17:27	1
Nickel	<0.00019		0.00050	0.00019	mg/L		09/17/24 16:21	09/17/24 17:27	1
Vanadium	<0.0016		0.010	0.0016	mg/L		09/17/24 16:21	09/17/24 17:27	1
Silver	<0.000069		0.00050	0.000069	mg/L		09/17/24 16:21	09/17/24 17:27	1
Copper	<0.00028		0.00050	0.00028	mg/L		09/17/24 16:21	09/17/24 17:27	1
Zinc	<0.0018		0.010	0.0018	mg/L		09/17/24 16:21	09/17/24 17:27	1
Manganese	<0.00034		0.020	0.00034	mg/L		09/17/24 16:21	09/17/24 17:27	1
Chromium	<0.00047		0.00050	0.00047	mg/L		09/17/24 16:21	09/17/24 17:27	1

Eurolins Arkansas

QC Sample Results

Client: Terracon Consultants Inc
Project/Site: Groundwater

Job ID: 192-14963-1

Method: 6020B - Metals (ICP/MS) (Continued)

Lab Sample ID: MB 192-23190/1-A
Matrix: Water
Analysis Batch: 23225

Client Sample ID: Method Blank
Prep Type: Total/NA
Prep Batch: 23190

Analyte	MB Result	MB Qualifier	RL	MDL	Unit	D	Prepared	Analyzed	Dil Fac
Cobalt	<0.00072		0.010	0.00072	mg/L		09/17/24 16:21	09/17/24 17:27	1

Lab Sample ID: LCS 192-23190/2-A
Matrix: Water
Analysis Batch: 23225

Client Sample ID: Lab Control Sample
Prep Type: Total/NA
Prep Batch: 23190

Analyte	Spike Added	LCS Result	LCS Qualifier	Unit	D	%Rec	%Rec Limits
Antimony	0.0200	0.0205		mg/L		103	85 - 115
Arsenic	0.0200	0.0197		mg/L		99	85 - 115
Lead	0.0200	0.0201		mg/L		101	85 - 115
Selenium	0.0200	0.0197		mg/L		98	85 - 115
Thallium	0.0200	0.0201		mg/L		101	85 - 115
Cadmium	0.0200	0.0204		mg/L		102	85 - 115
Beryllium	0.0200	0.0201		mg/L		101	85 - 115
Barium	0.0200	0.0204		mg/L		102	85 - 115
Iron	2.00	2.11		mg/L		105	85 - 115
Nickel	0.0200	0.0212		mg/L		106	85 - 115
Vanadium	0.0200	0.0199		mg/L		99	85 - 115
Silver	0.0200	0.0207		mg/L		103	85 - 115
Copper	0.0200	0.0205		mg/L		103	85 - 115
Zinc	0.0200	0.0201		mg/L		101	85 - 115
Manganese	0.0200	0.0210		mg/L		105	85 - 115
Chromium	0.0200	0.0210		mg/L		105	85 - 115
Cobalt	0.0200	0.0209		mg/L		104	85 - 115

Lab Sample ID: 192-14963-1 MS
Matrix: Water
Analysis Batch: 23225

Client Sample ID: MW-1A
Prep Type: Total/NA
Prep Batch: 23190

Analyte	Sample Result	Sample Qualifier	Spike Added	MS Result	MS Qualifier	Unit	D	%Rec	%Rec Limits
Antimony	<0.0029		0.0200	0.0215		mg/L		107	75 - 125
Arsenic	0.0015		0.0200	0.0231		mg/L		108	75 - 125
Lead	0.00029	J	0.0200	0.0196		mg/L		96	75 - 125
Selenium	<0.00072		0.0200	0.0175		mg/L		88	75 - 125
Thallium	0.000047	J	0.0200	0.0193		mg/L		96	75 - 125
Cadmium	0.000029	J	0.0200	0.0200		mg/L		100	75 - 125
Beryllium	<0.000098		0.0200	0.0191		mg/L		96	75 - 125
Iron	0.22		2.00	2.16		mg/L		97	75 - 125
Nickel	0.0020		0.0200	0.0206		mg/L		93	75 - 125
Vanadium	0.0021	J	0.0200	0.0223		mg/L		101	75 - 125
Silver	<0.000069		0.0200	0.0197		mg/L		99	75 - 125
Copper	0.0021		0.0200	0.0200		mg/L		90	75 - 125
Zinc	0.0057	J	0.0200	0.0211		mg/L		77	75 - 125
Chromium	<0.00047		0.0200	0.0210		mg/L		105	75 - 125
Cobalt	<0.00072		0.0200	0.0194		mg/L		97	75 - 125

QC Sample Results

Client: Terracon Consultants Inc
Project/Site: Groundwater

Job ID: 192-14963-1

Method: 6020B - Metals (ICP/MS) (Continued)

Lab Sample ID: 192-14963-1 MS
Matrix: Water
Analysis Batch: 23225

Client Sample ID: MW-1A
Prep Type: Total/NA
Prep Batch: 23190

Analyte	Sample Result	Sample Qualifier	Spike Added	MS Result	MS Qualifier	Unit	D	%Rec	%Rec Limits
Antimony	<0.015		0.0200	0.0213	J	mg/L		106	75 - 125
Arsenic	<0.0018		0.0200	0.0224		mg/L		112	75 - 125
Lead	<0.0011		0.0200	0.0195		mg/L		97	75 - 125
Selenium	<0.0036		0.0200	0.0189		mg/L		95	75 - 125
Thallium	<0.00023		0.0200	0.0191		mg/L		95	75 - 125
Cadmium	<0.00014		0.0200	0.0206		mg/L		103	75 - 125
Beryllium	<0.00049		0.0200	0.0200		mg/L		100	75 - 125
Barium	0.11		0.0200	0.128	4	mg/L		95	75 - 125
Iron	0.22	J	2.00	2.27		mg/L		102	75 - 125
Nickel	0.0019	J	0.0200	0.0218		mg/L		99	75 - 125
Vanadium	<0.0080		0.0200	0.0232	J	mg/L		116	75 - 125
Silver	<0.00035		0.0200	0.0201		mg/L		101	75 - 125
Copper	0.0020	J	0.0200	0.0211		mg/L		95	75 - 125
Zinc	<0.0090		0.0200	0.0205	J	mg/L		102	75 - 125
Manganese	0.12		0.0200	0.130	4	mg/L		55	75 - 125
Chromium	<0.0024		0.0200	0.0218		mg/L		109	75 - 125
Cobalt	<0.0036		0.0200	0.0205	J	mg/L		103	75 - 125

Lab Sample ID: 192-14963-1 MSD
Matrix: Water
Analysis Batch: 23225

Client Sample ID: MW-1A
Prep Type: Total/NA
Prep Batch: 23190

Analyte	Sample Result	Sample Qualifier	Spike Added	MSD Result	MSD Qualifier	Unit	D	%Rec	%Rec Limits	RPD	RPD Limit
Antimony	<0.0029		0.0200	0.0214		mg/L		107	75 - 125	0	20
Arsenic	0.0015		0.0200	0.0227		mg/L		106	75 - 125	2	20
Lead	0.00029	J	0.0200	0.0194		mg/L		95	75 - 125	1	20
Selenium	<0.00072		0.0200	0.0167		mg/L		83	75 - 125	5	20
Thallium	0.000047	J	0.0200	0.0192		mg/L		96	75 - 125	1	20
Cadmium	0.000029	J	0.0200	0.0199		mg/L		100	75 - 125	0	20
Beryllium	<0.000098		0.0200	0.0192		mg/L		96	75 - 125	0	20
Iron	0.22		2.00	2.14		mg/L		96	75 - 125	1	20
Nickel	0.0020		0.0200	0.0203		mg/L		91	75 - 125	2	20
Vanadium	0.0021	J	0.0200	0.0214		mg/L		97	75 - 125	4	20
Silver	<0.000069		0.0200	0.0198		mg/L		99	75 - 125	1	20
Copper	0.0021		0.0200	0.0194		mg/L		86	75 - 125	3	20
Zinc	0.0057	J	0.0200	0.0195		mg/L		69	75 - 125	7	20
Chromium	<0.00047		0.0200	0.0206		mg/L		103	75 - 125	2	20
Cobalt	<0.00072		0.0200	0.0193		mg/L		97	75 - 125	0	20

Lab Sample ID: 192-14963-1 MSD
Matrix: Water
Analysis Batch: 23225

Client Sample ID: MW-1A
Prep Type: Total/NA
Prep Batch: 23190

Analyte	Sample Result	Sample Qualifier	Spike Added	MSD Result	MSD Qualifier	Unit	D	%Rec	%Rec Limits	RPD	RPD Limit
Antimony	<0.015		0.0200	0.0213	J	mg/L		106	75 - 125	0	20
Arsenic	<0.0018		0.0200	0.0233		mg/L		117	75 - 125	4	20
Lead	<0.0011		0.0200	0.0197		mg/L		98	75 - 125	1	20
Selenium	<0.0036		0.0200	0.0181		mg/L		91	75 - 125	4	20
Thallium	<0.00023		0.0200	0.0195		mg/L		98	75 - 125	2	20

Eurolins Arkansas

QC Sample Results

Client: Terracon Consultants Inc
Project/Site: Groundwater

Job ID: 192-14963-1

Method: 6020B - Metals (ICP/MS) (Continued)

Lab Sample ID: 192-14963-1 MSD
Matrix: Water
Analysis Batch: 23225

Client Sample ID: MW-1A
Prep Type: Total/NA
Prep Batch: 23190

Analyte	Sample Result	Sample Qualifier	Spike Added	MSD Result	MSD Qualifier	Unit	D	%Rec	%Rec Limits	RPD	RPD Limit
Cadmium	<0.00014		0.0200	0.0207		mg/L		104	75 - 125	0	20
Beryllium	<0.00049		0.0200	0.0204		mg/L		102	75 - 125	2	20
Barium	0.11		0.0200	0.130	4	mg/L		105	75 - 125	2	20
Iron	0.22	J	2.00	2.23		mg/L		101	75 - 125	2	20
Nickel	0.0019	J	0.0200	0.0211		mg/L		96	75 - 125	3	20
Vanadium	<0.0080		0.0200	0.0234	J	mg/L		117	75 - 125	1	20
Silver	<0.00035		0.0200	0.0201		mg/L		100	75 - 125	0	20
Copper	0.0020	J	0.0200	0.0204		mg/L		92	75 - 125	3	20
Zinc	<0.0090		0.0200	0.0199	J	mg/L		100	75 - 125	3	20
Manganese	0.12		0.0200	0.128	4	mg/L		44	75 - 125	2	20
Chromium	<0.0024		0.0200	0.0215		mg/L		108	75 - 125	1	20
Cobalt	<0.0036		0.0200	0.0202	J	mg/L		101	75 - 125	1	20

Method: 2540C - 2015 - Total Dissolved Solids (Dried at 180 °C)

Lab Sample ID: MB 192-22910/1
Matrix: Water
Analysis Batch: 22910

Client Sample ID: Method Blank
Prep Type: Total/NA

Analyte	MB Result	MB Qualifier	RL	MDL	Unit	D	Prepared	Analyzed	Dil Fac
Total Dissolved Solids	<25		25	25	mg/L			09/11/24 10:38	1

Lab Sample ID: LCS 192-22910/2
Matrix: Water
Analysis Batch: 22910

Client Sample ID: Lab Control Sample
Prep Type: Total/NA

Analyte	Spike Added	LCS Result	LCS Qualifier	Unit	D	%Rec	%Rec Limits
Total Dissolved Solids	2000	2030		mg/L		102	85 - 115

Lab Sample ID: 192-14957-A-2 DU
Matrix: Water
Analysis Batch: 22910

Client Sample ID: Duplicate
Prep Type: Total/NA

Analyte	Sample Result	Sample Qualifier	DU Result	DU Qualifier	Unit	D	RPD	RPD Limit
Total Dissolved Solids	1200		1170		mg/L		4	10

Method: 4500 S2 G-2011 - Sulfide, Total

Lab Sample ID: MB 192-23133/6
Matrix: Water
Analysis Batch: 23133

Client Sample ID: Method Blank
Prep Type: Total/NA

Analyte	MB Result	MB Qualifier	RL	MDL	Unit	D	Prepared	Analyzed	Dil Fac
Sulfide	<0.0049		0.025	0.0049	mg/L			09/16/24 16:31	1

QC Sample Results

Client: Terracon Consultants Inc
Project/Site: Groundwater

Job ID: 192-14963-1

Method: 4500 S2 G-2011 - Sulfide, Total (Continued)

Lab Sample ID: LCS 192-23133/7
Matrix: Water
Analysis Batch: 23133

Client Sample ID: Lab Control Sample
Prep Type: Total/NA

Analyte	Spike Added	LCS Result	LCS Qualifier	Unit	D	%Rec	%Rec Limits
Sulfide	0.100	0.106		mg/L		106	87 - 125

Lab Sample ID: 192-14957-C-1 MS
Matrix: Water
Analysis Batch: 23133

Client Sample ID: Matrix Spike
Prep Type: Total/NA

Analyte	Sample Result	Sample Qualifier	Spike Added	MS Result	MS Qualifier	Unit	D	%Rec	%Rec Limits
Sulfide	<0.0049		0.100	0.107		mg/L		107	86 - 132

Lab Sample ID: 192-14957-C-1 MSD
Matrix: Water
Analysis Batch: 23133

Client Sample ID: Matrix Spike Duplicate
Prep Type: Total/NA

Analyte	Sample Result	Sample Qualifier	Spike Added	MSD Result	MSD Qualifier	Unit	D	%Rec	%Rec Limits	RPD	RPD Limit
Sulfide	<0.0049		0.100	0.109		mg/L		109	86 - 132	2	10

Method: 5310 C-2014 - Total Organic Carbon/Persulfate - Ultrav

Lab Sample ID: MB 192-23036/4
Matrix: Water
Analysis Batch: 23036

Client Sample ID: Method Blank
Prep Type: Total/NA

Analyte	MB Result	MB Qualifier	RL	MDL	Unit	D	Prepared	Analyzed	Dil Fac
Total Organic Carbon	0.314	J	1.0	0.20	mg/L			09/12/24 12:28	1

Lab Sample ID: LCS 192-23036/5
Matrix: Water
Analysis Batch: 23036

Client Sample ID: Lab Control Sample
Prep Type: Total/NA

Analyte	Spike Added	LCS Result	LCS Qualifier	Unit	D	%Rec	%Rec Limits
Total Organic Carbon	10.0	9.51		mg/L		95	80 - 120

Lab Sample ID: 192-14963-1 MS
Matrix: Water
Analysis Batch: 23036

Client Sample ID: MW-1A
Prep Type: Total/NA

Analyte	Sample Result	Sample Qualifier	Spike Added	MS Result	MS Qualifier	Unit	D	%Rec	%Rec Limits
Total Organic Carbon	1.3	B	10.0	11.9		mg/L		106	80 - 120

Lab Sample ID: 192-14963-1 MSD
Matrix: Water
Analysis Batch: 23036

Client Sample ID: MW-1A
Prep Type: Total/NA

Analyte	Sample Result	Sample Qualifier	Spike Added	MSD Result	MSD Qualifier	Unit	D	%Rec	%Rec Limits	RPD	RPD Limit
Total Organic Carbon	1.3	B	10.0	12.0		mg/L		107	80 - 120	1	25

QC Association Summary

Client: Terracon Consultants Inc
Project/Site: Groundwater

Job ID: 192-14963-1

GC/MS VOA

Analysis Batch: 23119

Lab Sample ID	Client Sample ID	Prep Type	Matrix	Method	Prep Batch
192-14963-1	MW-1A	Total/NA	Water	8260D	
192-14963-2	MW-2A	Total/NA	Water	8260D	
192-14963-3	MW-3A	Total/NA	Water	8260D	
192-14963-4	MW-4A	Total/NA	Water	8260D	
192-14963-5	MW-6B	Total/NA	Water	8260D	
192-14963-6	MW-7A	Total/NA	Water	8260D	
192-14963-7	GCS-1	Total/NA	Water	8260D	
192-14963-8	GCS-4	Total/NA	Water	8260D	
192-14963-9	Equipment Blank	Total/NA	Water	8260D	
192-14963-10	Trip Blank	Total/NA	Water	8260D	
192-14963-11	Dup	Total/NA	Water	8260D	
192-14963-12	C-4 RD DITCH-2	Total/NA	Water	8260D	
192-14963-13	GCS-4-DITCH	Total/NA	Water	8260D	
192-14963-14	FB	Total/NA	Water	8260D	
MB 192-23119/14	Method Blank	Total/NA	Water	8260D	
LCS 192-23119/1012	Lab Control Sample	Total/NA	Water	8260D	

HPLC/IC

Analysis Batch: 23009

Lab Sample ID	Client Sample ID	Prep Type	Matrix	Method	Prep Batch
192-14963-1	MW-1A	Total/NA	Water	9056A	
192-14963-2	MW-2A	Total/NA	Water	9056A	
192-14963-3	MW-3A	Total/NA	Water	9056A	
192-14963-4	MW-4A	Total/NA	Water	9056A	
192-14963-5	MW-6B	Total/NA	Water	9056A	
192-14963-6	MW-7A	Total/NA	Water	9056A	
192-14963-8	GCS-4	Total/NA	Water	9056A	
192-14963-13	GCS-4-DITCH	Total/NA	Water	9056A	
MB 192-23009/28	Method Blank	Total/NA	Water	9056A	
LCS 192-23009/29	Lab Control Sample	Total/NA	Water	9056A	
192-14965-A-1 MS	Matrix Spike	Total/NA	Water	9056A	
192-14965-A-1 MSD	Matrix Spike Duplicate	Total/NA	Water	9056A	

Analysis Batch: 23204

Lab Sample ID	Client Sample ID	Prep Type	Matrix	Method	Prep Batch
192-14963-7	GCS-1	Total/NA	Water	9056A	
192-14963-11	Dup	Total/NA	Water	9056A	
192-14963-12	C-4 RD DITCH-2	Total/NA	Water	9056A	
192-14963-14	FB	Total/NA	Water	9056A	
MB 192-23204/10	Method Blank	Total/NA	Water	9056A	
LCS 192-23204/11	Lab Control Sample	Total/NA	Water	9056A	
192-15150-B-1 MS	Matrix Spike	Total/NA	Water	9056A	
192-15150-B-1 MSD	Matrix Spike Duplicate	Total/NA	Water	9056A	

Analysis Batch: 23220

Lab Sample ID	Client Sample ID	Prep Type	Matrix	Method	Prep Batch
192-14963-7	GCS-1	Total/NA	Water	9056A	
192-14963-11	Dup	Total/NA	Water	9056A	
192-14963-12	C-4 RD DITCH-2	Total/NA	Water	9056A	
192-14963-14	FB	Total/NA	Water	9056A	

Eurofins Arkansas

QC Association Summary

Client: Terracon Consultants Inc
 Project/Site: Groundwater

Job ID: 192-14963-1

HPLC/IC (Continued)

Analysis Batch: 23220 (Continued)

Lab Sample ID	Client Sample ID	Prep Type	Matrix	Method	Prep Batch
MB 192-23220/20	Method Blank	Total/NA	Water	9056A	
MB 192-23220/3	Method Blank	Total/NA	Water	9056A	
LCS 192-23220/21	Lab Control Sample	Total/NA	Water	9056A	
LCS 192-23220/4	Lab Control Sample	Total/NA	Water	9056A	
192-15193-A-1 MS	Matrix Spike	Total/NA	Water	9056A	
192-15193-A-1 MSD	Matrix Spike Duplicate	Total/NA	Water	9056A	

Metals

Prep Batch: 23190

Lab Sample ID	Client Sample ID	Prep Type	Matrix	Method	Prep Batch
192-14963-1	MW-1A	Total/NA	Water	3010A	
192-14963-2	MW-2A	Total/NA	Water	3010A	
192-14963-3	MW-3A	Total/NA	Water	3010A	
192-14963-4	MW-4A	Total/NA	Water	3010A	
192-14963-5	MW-6B	Total/NA	Water	3010A	
192-14963-6	MW-7A	Total/NA	Water	3010A	
192-14963-7	GCS-1	Total/NA	Water	3010A	
192-14963-8	GCS-4	Total/NA	Water	3010A	
192-14963-11	Dup	Total/NA	Water	3010A	
192-14963-12	C-4 RD DITCH-2	Total/NA	Water	3010A	
192-14963-13	GCS-4-DITCH	Total/NA	Water	3010A	
192-14963-14	FB	Total/NA	Water	3010A	
MB 192-23190/1-A	Method Blank	Total/NA	Water	3010A	
LCS 192-23190/2-A	Lab Control Sample	Total/NA	Water	3010A	
192-14963-1 MS	MW-1A	Total/NA	Water	3010A	
192-14963-1 MSD	MW-1A	Total/NA	Water	3010A	

Analysis Batch: 23225

Lab Sample ID	Client Sample ID	Prep Type	Matrix	Method	Prep Batch
192-14963-1	MW-1A	Total/NA	Water	6020B	23190
192-14963-1	MW-1A	Total/NA	Water	6020B	23190
192-14963-2	MW-2A	Total/NA	Water	6020B	23190
192-14963-3	MW-3A	Total/NA	Water	6020B	23190
192-14963-4	MW-4A	Total/NA	Water	6020B	23190
192-14963-5	MW-6B	Total/NA	Water	6020B	23190
192-14963-6	MW-7A	Total/NA	Water	6020B	23190
192-14963-7	GCS-1	Total/NA	Water	6020B	23190
192-14963-8	GCS-4	Total/NA	Water	6020B	23190
192-14963-11	Dup	Total/NA	Water	6020B	23190
192-14963-12	C-4 RD DITCH-2	Total/NA	Water	6020B	23190
192-14963-13	GCS-4-DITCH	Total/NA	Water	6020B	23190
192-14963-14	FB	Total/NA	Water	6020B	23190
MB 192-23190/1-A	Method Blank	Total/NA	Water	6020B	23190
LCS 192-23190/2-A	Lab Control Sample	Total/NA	Water	6020B	23190
192-14963-1 MS	MW-1A	Total/NA	Water	6020B	23190
192-14963-1 MS	MW-1A	Total/NA	Water	6020B	23190
192-14963-1 MSD	MW-1A	Total/NA	Water	6020B	23190
192-14963-1 MSD	MW-1A	Total/NA	Water	6020B	23190

QC Association Summary

Client: Terracon Consultants Inc
Project/Site: Groundwater

Job ID: 192-14963-1

Metals

Analysis Batch: 23226

Lab Sample ID	Client Sample ID	Prep Type	Matrix	Method	Prep Batch
192-14963-6	MW-7A	Total/NA	Water	6020B	23190

Analysis Batch: 23254

Lab Sample ID	Client Sample ID	Prep Type	Matrix	Method	Prep Batch
192-14963-2	MW-2A	Total/NA	Water	6020B	23190
192-14963-3	MW-3A	Total/NA	Water	6020B	23190
192-14963-4	MW-4A	Total/NA	Water	6020B	23190
192-14963-5	MW-6B	Total/NA	Water	6020B	23190
192-14963-5	MW-6B	Total/NA	Water	6020B	23190
192-14963-6	MW-7A	Total/NA	Water	6020B	23190
192-14963-6	MW-7A	Total/NA	Water	6020B	23190
192-14963-7	GCS-1	Total/NA	Water	6020B	23190
192-14963-7	GCS-1	Total/NA	Water	6020B	23190
192-14963-8	GCS-4	Total/NA	Water	6020B	23190
192-14963-8	GCS-4	Total/NA	Water	6020B	23190
192-14963-11	Dup	Total/NA	Water	6020B	23190
192-14963-12	C-4 RD DITCH-2	Total/NA	Water	6020B	23190
192-14963-12	C-4 RD DITCH-2	Total/NA	Water	6020B	23190
192-14963-13	GCS-4-DITCH	Total/NA	Water	6020B	23190
192-14963-13	GCS-4-DITCH	Total/NA	Water	6020B	23190

General Chemistry

Analysis Batch: 22910

Lab Sample ID	Client Sample ID	Prep Type	Matrix	Method	Prep Batch
192-14963-1	MW-1A	Total/NA	Water	2540C - 2015	
192-14963-2	MW-2A	Total/NA	Water	2540C - 2015	
192-14963-3	MW-3A	Total/NA	Water	2540C - 2015	
192-14963-4	MW-4A	Total/NA	Water	2540C - 2015	
192-14963-5	MW-6B	Total/NA	Water	2540C - 2015	
192-14963-6	MW-7A	Total/NA	Water	2540C - 2015	
192-14963-7	GCS-1	Total/NA	Water	2540C - 2015	
192-14963-8	GCS-4	Total/NA	Water	2540C - 2015	
192-14963-11	Dup	Total/NA	Water	2540C - 2015	
192-14963-12	C-4 RD DITCH-2	Total/NA	Water	2540C - 2015	
192-14963-13	GCS-4-DITCH	Total/NA	Water	2540C - 2015	
192-14963-14	FB	Total/NA	Water	2540C - 2015	
MB 192-22910/1	Method Blank	Total/NA	Water	2540C - 2015	
LCS 192-22910/2	Lab Control Sample	Total/NA	Water	2540C - 2015	
192-14957-A-2 DU	Duplicate	Total/NA	Water	2540C - 2015	

Analysis Batch: 23036

Lab Sample ID	Client Sample ID	Prep Type	Matrix	Method	Prep Batch
192-14963-1	MW-1A	Total/NA	Water	5310 C-2014	
192-14963-2	MW-2A	Total/NA	Water	5310 C-2014	
192-14963-3	MW-3A	Total/NA	Water	5310 C-2014	
192-14963-4	MW-4A	Total/NA	Water	5310 C-2014	
192-14963-5	MW-6B	Total/NA	Water	5310 C-2014	
192-14963-6	MW-7A	Total/NA	Water	5310 C-2014	
192-14963-7	GCS-1	Total/NA	Water	5310 C-2014	
192-14963-8	GCS-4	Total/NA	Water	5310 C-2014	

Eurofins Arkansas

QC Association Summary

Client: Terracon Consultants Inc
Project/Site: Groundwater

Job ID: 192-14963-1

General Chemistry (Continued)

Analysis Batch: 23036 (Continued)

Lab Sample ID	Client Sample ID	Prep Type	Matrix	Method	Prep Batch
192-14963-11	Dup	Total/NA	Water	5310 C-2014	
192-14963-12	C-4 RD DITCH-2	Total/NA	Water	5310 C-2014	
192-14963-13	GCS-4-DITCH	Total/NA	Water	5310 C-2014	
192-14963-14	FB	Total/NA	Water	5310 C-2014	
MB 192-23036/4	Method Blank	Total/NA	Water	5310 C-2014	
LCS 192-23036/5	Lab Control Sample	Total/NA	Water	5310 C-2014	
192-14963-1 MS	MW-1A	Total/NA	Water	5310 C-2014	
192-14963-1 MSD	MW-1A	Total/NA	Water	5310 C-2014	

Analysis Batch: 23133

Lab Sample ID	Client Sample ID	Prep Type	Matrix	Method	Prep Batch
192-14963-1	MW-1A	Total/NA	Water	4500 S2 G-2011	
192-14963-2	MW-2A	Total/NA	Water	4500 S2 G-2011	
192-14963-3	MW-3A	Total/NA	Water	4500 S2 G-2011	
192-14963-4	MW-4A	Total/NA	Water	4500 S2 G-2011	
192-14963-5	MW-6B	Total/NA	Water	4500 S2 G-2011	
192-14963-6	MW-7A	Total/NA	Water	4500 S2 G-2011	
192-14963-7	GCS-1	Total/NA	Water	4500 S2 G-2011	
192-14963-8	GCS-4	Total/NA	Water	4500 S2 G-2011	
192-14963-11	Dup	Total/NA	Water	4500 S2 G-2011	
192-14963-12	C-4 RD DITCH-2	Total/NA	Water	4500 S2 G-2011	
192-14963-13	GCS-4-DITCH	Total/NA	Water	4500 S2 G-2011	
192-14963-14	FB	Total/NA	Water	4500 S2 G-2011	
MB 192-23133/6	Method Blank	Total/NA	Water	4500 S2 G-2011	
LCS 192-23133/7	Lab Control Sample	Total/NA	Water	4500 S2 G-2011	
192-14957-C-1 MS	Matrix Spike	Total/NA	Water	4500 S2 G-2011	
192-14957-C-1 MSD	Matrix Spike Duplicate	Total/NA	Water	4500 S2 G-2011	

Lab Chronicle

Client: Terracon Consultants Inc
Project/Site: Groundwater

Job ID: 192-14963-1

Client Sample ID: MW-1A
Date Collected: 09/10/24 09:14
Date Received: 09/10/24 14:19

Lab Sample ID: 192-14963-1
Matrix: Water

Prep Type	Batch Type	Batch Method	Run	Dilution Factor	Batch Number	Analyst	Lab	Prepared or Analyzed
Total/NA	Analysis	8260D		1	23119	LC5	EET ARK	09/16/24 23:33
Total/NA	Analysis	9056A		10	23009	LC5	EET ARK	09/13/24 05:38
Total/NA	Prep	3010A			23190	JEP	EET ARK	09/17/24 16:21
Total/NA	Analysis	6020B		1	23225	JEP	EET ARK	09/17/24 17:40
Total/NA	Prep	3010A			23190	JEP	EET ARK	09/17/24 16:21
Total/NA	Analysis	6020B		5	23225	JEP	EET ARK	09/17/24 18:21
Total/NA	Analysis	2540C - 2015		1	22910	FOR	EET ARK	09/11/24 10:38
Total/NA	Analysis	4500 S2 G-2011		1	23133	HS	EET ARK	09/16/24 16:31
Total/NA	Analysis	5310 C-2014		1	23036	HS	EET ARK	09/12/24 13:13

Client Sample ID: MW-2A
Date Collected: 09/09/24 11:37
Date Received: 09/10/24 14:19

Lab Sample ID: 192-14963-2
Matrix: Water

Prep Type	Batch Type	Batch Method	Run	Dilution Factor	Batch Number	Analyst	Lab	Prepared or Analyzed
Total/NA	Analysis	8260D		1	23119	LC5	EET ARK	09/16/24 20:05
Total/NA	Analysis	9056A		10	23009	LC5	EET ARK	09/13/24 06:01
Total/NA	Prep	3010A			23190	JEP	EET ARK	09/17/24 16:21
Total/NA	Analysis	6020B		1	23225	JEP	EET ARK	09/17/24 19:53
Total/NA	Prep	3010A			23190	JEP	EET ARK	09/17/24 16:21
Total/NA	Analysis	6020B		5	23254	JEP	EET ARK	09/18/24 14:15
Total/NA	Analysis	2540C - 2015		1	22910	FOR	EET ARK	09/11/24 10:38
Total/NA	Analysis	4500 S2 G-2011		1	23133	HS	EET ARK	09/16/24 16:31
Total/NA	Analysis	5310 C-2014		1	23036	HS	EET ARK	09/12/24 14:21

Client Sample ID: MW-3A
Date Collected: 09/09/24 12:37
Date Received: 09/10/24 14:19

Lab Sample ID: 192-14963-3
Matrix: Water

Prep Type	Batch Type	Batch Method	Run	Dilution Factor	Batch Number	Analyst	Lab	Prepared or Analyzed
Total/NA	Analysis	8260D		1	23119	LC5	EET ARK	09/16/24 20:35
Total/NA	Analysis	9056A		10	23009	LC5	EET ARK	09/13/24 06:24
Total/NA	Prep	3010A			23190	JEP	EET ARK	09/17/24 16:21
Total/NA	Analysis	6020B		1	23225	JEP	EET ARK	09/17/24 19:57
Total/NA	Prep	3010A			23190	JEP	EET ARK	09/17/24 16:21
Total/NA	Analysis	6020B		10	23254	JEP	EET ARK	09/18/24 14:19
Total/NA	Analysis	2540C - 2015		1	22910	FOR	EET ARK	09/11/24 10:38
Total/NA	Analysis	4500 S2 G-2011		1	23133	HS	EET ARK	09/16/24 16:31
Total/NA	Analysis	5310 C-2014		1	23036	HS	EET ARK	09/12/24 14:44

Lab Chronicle

Client: Terracon Consultants Inc
Project/Site: Groundwater

Job ID: 192-14963-1

Client Sample ID: MW-4A

Date Collected: 09/09/24 14:34

Date Received: 09/10/24 14:19

Lab Sample ID: 192-14963-4

Matrix: Water

Prep Type	Batch Type	Batch Method	Run	Dilution Factor	Batch Number	Analyst	Lab	Prepared or Analyzed
Total/NA	Analysis	8260D		1	23119	LC5	EET ARK	09/16/24 21:04
Total/NA	Analysis	9056A		10	23009	LC5	EET ARK	09/13/24 06:47
Total/NA	Prep	3010A			23190	JEP	EET ARK	09/17/24 16:21
Total/NA	Analysis	6020B		1	23225	JEP	EET ARK	09/17/24 20:01
Total/NA	Prep	3010A			23190	JEP	EET ARK	09/17/24 16:21
Total/NA	Analysis	6020B		10	23254	JEP	EET ARK	09/18/24 14:23
Total/NA	Analysis	2540C - 2015		1	22910	FOR	EET ARK	09/11/24 10:38
Total/NA	Analysis	4500 S2 G-2011		1	23133	HS	EET ARK	09/16/24 16:31
Total/NA	Analysis	5310 C-2014		1	23036	HS	EET ARK	09/12/24 15:07

Client Sample ID: MW-6B

Date Collected: 09/10/24 10:25

Date Received: 09/10/24 14:19

Lab Sample ID: 192-14963-5

Matrix: Water

Prep Type	Batch Type	Batch Method	Run	Dilution Factor	Batch Number	Analyst	Lab	Prepared or Analyzed
Total/NA	Analysis	8260D		1	23119	LC5	EET ARK	09/17/24 00:03
Total/NA	Analysis	9056A		10	23009	LC5	EET ARK	09/13/24 07:09
Total/NA	Prep	3010A			23190	JEP	EET ARK	09/17/24 16:21
Total/NA	Analysis	6020B		1	23225	JEP	EET ARK	09/17/24 20:05
Total/NA	Prep	3010A			23190	JEP	EET ARK	09/17/24 16:21
Total/NA	Analysis	6020B		100	23254	JEP	EET ARK	09/18/24 14:27
Total/NA	Prep	3010A			23190	JEP	EET ARK	09/17/24 16:21
Total/NA	Analysis	6020B		10	23254	JEP	EET ARK	09/18/24 15:10
Total/NA	Analysis	2540C - 2015		1	22910	FOR	EET ARK	09/11/24 10:38
Total/NA	Analysis	4500 S2 G-2011		1	23133	HS	EET ARK	09/16/24 16:31
Total/NA	Analysis	5310 C-2014		1	23036	HS	EET ARK	09/12/24 15:30

Client Sample ID: MW-7A

Date Collected: 09/10/24 09:47

Date Received: 09/10/24 14:19

Lab Sample ID: 192-14963-6

Matrix: Water

Prep Type	Batch Type	Batch Method	Run	Dilution Factor	Batch Number	Analyst	Lab	Prepared or Analyzed
Total/NA	Analysis	8260D		1	23119	LC5	EET ARK	09/17/24 00:33
Total/NA	Analysis	9056A		10	23009	LC5	EET ARK	09/13/24 08:18
Total/NA	Prep	3010A			23190	JEP	EET ARK	09/17/24 16:21
Total/NA	Analysis	6020B		1	23225	JEP	EET ARK	09/17/24 20:09
Total/NA	Prep	3010A			23190	JEP	EET ARK	09/17/24 16:21
Total/NA	Analysis	6020B		1	23226	JEP	EET ARK	09/17/24 20:09
Total/NA	Prep	3010A			23190	JEP	EET ARK	09/17/24 16:21
Total/NA	Analysis	6020B		100	23254	JEP	EET ARK	09/18/24 14:31
Total/NA	Prep	3010A			23190	JEP	EET ARK	09/17/24 16:21
Total/NA	Analysis	6020B		10	23254	JEP	EET ARK	09/18/24 15:13
Total/NA	Analysis	2540C - 2015		1	22910	FOR	EET ARK	09/11/24 10:38

Lab Chronicle

Client: Terracon Consultants Inc
Project/Site: Groundwater

Job ID: 192-14963-1

Client Sample ID: MW-7A
Date Collected: 09/10/24 09:47
Date Received: 09/10/24 14:19

Lab Sample ID: 192-14963-6
Matrix: Water

Prep Type	Batch Type	Batch Method	Run	Dilution Factor	Batch Number	Analyst	Lab	Prepared or Analyzed
Total/NA	Analysis	4500 S2 G-2011		1	23133	HS	EET ARK	09/16/24 16:31
Total/NA	Analysis	5310 C-2014		1	23036	HS	EET ARK	09/12/24 15:52

Client Sample ID: GCS-1
Date Collected: 09/10/24 07:50
Date Received: 09/10/24 14:19

Lab Sample ID: 192-14963-7
Matrix: Water

Prep Type	Batch Type	Batch Method	Run	Dilution Factor	Batch Number	Analyst	Lab	Prepared or Analyzed
Total/NA	Analysis	8260D		1	23119	LC5	EET ARK	09/17/24 01:03
Total/NA	Analysis	9056A		1	23204	LC5	EET ARK	09/17/24 22:21
Total/NA	Analysis	9056A		1	23220	LC5	EET ARK	09/18/24 12:57
Total/NA	Prep	3010A			23190	JEP	EET ARK	09/17/24 16:21
Total/NA	Analysis	6020B		1	23225	JEP	EET ARK	09/17/24 20:13
Total/NA	Prep	3010A			23190	JEP	EET ARK	09/17/24 16:21
Total/NA	Analysis	6020B		100	23254	JEP	EET ARK	09/18/24 14:35
Total/NA	Prep	3010A			23190	JEP	EET ARK	09/17/24 16:21
Total/NA	Analysis	6020B		10	23254	JEP	EET ARK	09/18/24 15:17
Total/NA	Analysis	2540C - 2015		1	22910	FOR	EET ARK	09/11/24 10:38
Total/NA	Analysis	4500 S2 G-2011		1	23133	HS	EET ARK	09/16/24 16:31
Total/NA	Analysis	5310 C-2014		1	23036	HS	EET ARK	09/12/24 17:01

Client Sample ID: GCS-4
Date Collected: 09/09/24 10:05
Date Received: 09/10/24 14:19

Lab Sample ID: 192-14963-8
Matrix: Water

Prep Type	Batch Type	Batch Method	Run	Dilution Factor	Batch Number	Analyst	Lab	Prepared or Analyzed
Total/NA	Analysis	8260D		1	23119	LC5	EET ARK	09/16/24 21:34
Total/NA	Analysis	9056A		10	23009	LC5	EET ARK	09/13/24 09:03
Total/NA	Prep	3010A			23190	JEP	EET ARK	09/17/24 16:21
Total/NA	Analysis	6020B		1	23225	JEP	EET ARK	09/17/24 20:17
Total/NA	Prep	3010A			23190	JEP	EET ARK	09/17/24 16:21
Total/NA	Analysis	6020B		50	23254	JEP	EET ARK	09/18/24 14:39
Total/NA	Prep	3010A			23190	JEP	EET ARK	09/17/24 16:21
Total/NA	Analysis	6020B		10	23254	JEP	EET ARK	09/18/24 15:21
Total/NA	Analysis	2540C - 2015		1	22910	FOR	EET ARK	09/11/24 10:38
Total/NA	Analysis	4500 S2 G-2011		1	23133	HS	EET ARK	09/16/24 16:31
Total/NA	Analysis	5310 C-2014		1	23036	HS	EET ARK	09/12/24 17:24

Client Sample ID: Equipment Blank
Date Collected: 09/09/24 11:00
Date Received: 09/10/24 14:19

Lab Sample ID: 192-14963-9
Matrix: Water

Prep Type	Batch Type	Batch Method	Run	Dilution Factor	Batch Number	Analyst	Lab	Prepared or Analyzed
Total/NA	Analysis	8260D		1	23119	LC5	EET ARK	09/16/24 22:04

Eurofins Arkansas

Lab Chronicle

Client: Terracon Consultants Inc
Project/Site: Groundwater

Job ID: 192-14963-1

Client Sample ID: Trip Blank

Date Collected: 09/10/24 00:00

Date Received: 09/10/24 14:19

Lab Sample ID: 192-14963-10

Matrix: Water

Prep Type	Batch Type	Batch Method	Run	Dilution Factor	Batch Number	Batch Analyst	Lab	Prepared or Analyzed
Total/NA	Analysis	8260D		1	23119	LC5	EET ARK	09/17/24 01:33

Client Sample ID: Dup

Date Collected: 09/09/24 14:45

Date Received: 09/10/24 14:19

Lab Sample ID: 192-14963-11

Matrix: Water

Prep Type	Batch Type	Batch Method	Run	Dilution Factor	Batch Number	Batch Analyst	Lab	Prepared or Analyzed
Total/NA	Analysis	8260D		1	23119	LC5	EET ARK	09/16/24 22:34
Total/NA	Analysis	9056A		1	23204	LC5	EET ARK	09/17/24 22:44
Total/NA	Analysis	9056A		1	23220	LC5	EET ARK	09/18/24 13:19
Total/NA	Prep	3010A			23190	JEP	EET ARK	09/17/24 16:21
Total/NA	Analysis	6020B		1	23225	JEP	EET ARK	09/17/24 20:21
Total/NA	Prep	3010A			23190	JEP	EET ARK	09/17/24 16:21
Total/NA	Analysis	6020B		5	23254	JEP	EET ARK	09/18/24 14:42
Total/NA	Analysis	2540C - 2015		1	22910	FOR	EET ARK	09/11/24 10:38
Total/NA	Analysis	4500 S2 G-2011		1	23133	HS	EET ARK	09/16/24 16:31
Total/NA	Analysis	5310 C-2014		1	23036	HS	EET ARK	09/12/24 17:46

Client Sample ID: C-4 RD DITCH-2

Date Collected: 09/10/24 08:05

Date Received: 09/10/24 14:19

Lab Sample ID: 192-14963-12

Matrix: Water

Prep Type	Batch Type	Batch Method	Run	Dilution Factor	Batch Number	Batch Analyst	Lab	Prepared or Analyzed
Total/NA	Analysis	8260D		1	23119	LC5	EET ARK	09/17/24 02:02
Total/NA	Analysis	9056A		1	23204	LC5	EET ARK	09/17/24 23:07
Total/NA	Analysis	9056A		1	23220	LC5	EET ARK	09/18/24 13:42
Total/NA	Prep	3010A			23190	JEP	EET ARK	09/17/24 16:21
Total/NA	Analysis	6020B		1	23225	JEP	EET ARK	09/17/24 20:25
Total/NA	Prep	3010A			23190	JEP	EET ARK	09/17/24 16:21
Total/NA	Analysis	6020B		100	23254	JEP	EET ARK	09/18/24 14:46
Total/NA	Prep	3010A			23190	JEP	EET ARK	09/17/24 16:21
Total/NA	Analysis	6020B		10	23254	JEP	EET ARK	09/18/24 15:29
Total/NA	Analysis	2540C - 2015		1	22910	FOR	EET ARK	09/11/24 10:38
Total/NA	Analysis	4500 S2 G-2011		1	23133	HS	EET ARK	09/16/24 16:31
Total/NA	Analysis	5310 C-2014		1	23036	HS	EET ARK	09/12/24 18:09

Client Sample ID: GCS-4-DITCH

Date Collected: 09/09/24 10:15

Date Received: 09/10/24 14:19

Lab Sample ID: 192-14963-13

Matrix: Water

Prep Type	Batch Type	Batch Method	Run	Dilution Factor	Batch Number	Batch Analyst	Lab	Prepared or Analyzed
Total/NA	Analysis	8260D		1	23119	LC5	EET ARK	09/16/24 23:03
Total/NA	Analysis	9056A		10	23009	LC5	EET ARK	09/13/24 10:12

Lab Chronicle

Client: Terracon Consultants Inc
 Project/Site: Groundwater

Job ID: 192-14963-1

Client Sample ID: GCS-4-DITCH

Lab Sample ID: 192-14963-13

Date Collected: 09/09/24 10:15

Matrix: Water

Date Received: 09/10/24 14:19

Prep Type	Batch Type	Batch Method	Run	Dilution Factor	Batch Number	Analyst	Lab	Prepared or Analyzed
Total/NA	Prep	3010A			23190	JEP	EET ARK	09/17/24 16:21
Total/NA	Analysis	6020B		1	23225	JEP	EET ARK	09/17/24 20:29
Total/NA	Prep	3010A			23190	JEP	EET ARK	09/17/24 16:21
Total/NA	Analysis	6020B		50	23254	JEP	EET ARK	09/18/24 14:50
Total/NA	Prep	3010A			23190	JEP	EET ARK	09/17/24 16:21
Total/NA	Analysis	6020B		5	23254	JEP	EET ARK	09/18/24 15:33
Total/NA	Analysis	2540C - 2015		1	22910	FOR	EET ARK	09/11/24 10:38
Total/NA	Analysis	4500 S2 G-2011		1	23133	HS	EET ARK	09/16/24 16:34
Total/NA	Analysis	5310 C-2014		1	23036	HS	EET ARK	09/12/24 18:32

Client Sample ID: FB

Lab Sample ID: 192-14963-14

Date Collected: 09/10/24 10:55

Matrix: Water

Date Received: 09/10/24 14:19

Prep Type	Batch Type	Batch Method	Run	Dilution Factor	Batch Number	Analyst	Lab	Prepared or Analyzed
Total/NA	Analysis	8260D		1	23119	LC5	EET ARK	09/17/24 02:32
Total/NA	Analysis	9056A		1	23204	LC5	EET ARK	09/17/24 23:29
Total/NA	Analysis	9056A		1	23220	LC5	EET ARK	09/18/24 14:05
Total/NA	Prep	3010A			23190	JEP	EET ARK	09/17/24 16:21
Total/NA	Analysis	6020B		1	23225	JEP	EET ARK	09/18/24 08:38
Total/NA	Analysis	2540C - 2015		1	22910	FOR	EET ARK	09/11/24 10:38
Total/NA	Analysis	4500 S2 G-2011		1	23133	HS	EET ARK	09/16/24 16:53
Total/NA	Analysis	5310 C-2014		1	23036	HS	EET ARK	09/12/24 18:54

Laboratory References:

EET ARK = Eurofins Arkansas, 8600 Kanis Rd, Little Rock, AR 72204, TEL (501)224-5060

Accreditation/Certification Summary

Client: Terracon Consultants Inc
Project/Site: Groundwater

Job ID: 192-14963-1

Laboratory: Eurofins Arkansas

The accreditations/certifications listed below are applicable to this report.

Authority	Program	Identification Number	Expiration Date
Arkansas DEQ	State	60-0889	03-02-25

- 1
- 2
- 3
- 4
- 5
- 6
- 7
- 8
- 9
- 10
- 11
- 12
- 13
- 14

Method Summary

Client: Terracon Consultants Inc
Project/Site: Groundwater

Job ID: 192-14963-1

Method	Method Description	Protocol	Laboratory
8260D	Volatile Organic Compounds by GC/MS	SW846	EET ARK
9056A	Anions, Ion Chromatography	SW846	EET ARK
6020B	Metals (ICP/MS)	SW846	EET ARK
2540C - 2015	Total Dissolved Solids (Dried at 180 °C)	SM	EET ARK
4500 S2 G-2011	Sulfide, Total	SM	EET ARK
5310 C-2014	Total Organic Carbon/Persulfate - Ultrav	SM	EET ARK
3010A	Preparation, Total Metals	SW846	EET ARK
5030C	Purge and Trap	SW846	EET ARK

Protocol References:

SM = "Standard Methods For The Examination Of Water And Wastewater"

SW846 = "Test Methods For Evaluating Solid Waste, Physical/Chemical Methods", Third Edition, November 1986 And Its Updates.

Laboratory References:

EET ARK = Eurofins Arkansas, 8600 Kanis Rd, Little Rock, AR 72204, TEL (501)224-5060

Sample Summary

Client: Terracon Consultants Inc
Project/Site: Groundwater

Job ID: 192-14963-1

Lab Sample ID	Client Sample ID	Matrix	Collected	Received
192-14963-1	MW-1A	Water	09/10/24 09:14	09/10/24 14:19
192-14963-2	MW-2A	Water	09/09/24 11:37	09/10/24 14:19
192-14963-3	MW-3A	Water	09/09/24 12:37	09/10/24 14:19
192-14963-4	MW-4A	Water	09/09/24 14:34	09/10/24 14:19
192-14963-5	MW-6B	Water	09/10/24 10:25	09/10/24 14:19
192-14963-6	MW-7A	Water	09/10/24 09:47	09/10/24 14:19
192-14963-7	GCS-1	Water	09/10/24 07:50	09/10/24 14:19
192-14963-8	GCS-4	Water	09/09/24 10:05	09/10/24 14:19
192-14963-9	Equipment Blank	Water	09/09/24 11:00	09/10/24 14:19
192-14963-10	Trip Blank	Water	09/10/24 00:00	09/10/24 14:19
192-14963-11	Dup	Water	09/09/24 14:45	09/10/24 14:19
192-14963-12	C-4 RD DITCH-2	Water	09/10/24 08:05	09/10/24 14:19
192-14963-13	GCS-4-DITCH	Water	09/09/24 10:15	09/10/24 14:19
192-14963-14	FB	Water	09/10/24 10:55	09/10/24 14:19

- 1
- 2
- 3
- 4
- 5
- 6
- 7
- 8
- 9
- 10
- 11
- 12
- 13
- 14

Eurofins Arkansas

8600 Kanis Rd
 Little Rock, AR 72204
 Phone: 501-224-5060 Fax: 501-224-5075

Chain of Custody Re



Client Information		Sampler: <u>Fernanda Ocampo</u>		Lab PM: <u>Bradford</u>		Carrier Tracking No(s):		COC No: <u>192-2531-883.1</u>																			
Client Contact: <u>Mr. Bernard Owens</u>		Phone: <u>570-706-0106</u>		E-Mail: <u>steve.bradford@eurofinsus.com</u>		State of Origin:		Page: <u>1 of 2</u>																			
Company: <u>City of Little Rock</u>		PWSID:		Analysis Requested						Job #:																	
Address: <u>500 West Markham Street</u>		Due Date Requested:		<table border="1"> <tr> <th>Field Filtered Sample (Yes or No)</th> <th>Perennial HSI/MSD (Yes or No)</th> <th>6010D, 6020B</th> <th>8260D - (MOD) Standard List</th> <th>5310C - TOC</th> <th>2540C_Calcid, 9056A_ORGFM_28D</th> <th colspan="2">Sulfide</th> </tr> <tr> <td></td> <td></td> <td></td> <td></td> <td></td> <td></td> <td></td> <td></td> </tr> </table>						Field Filtered Sample (Yes or No)	Perennial HSI/MSD (Yes or No)	6010D, 6020B	8260D - (MOD) Standard List	5310C - TOC	2540C_Calcid, 9056A_ORGFM_28D	Sulfide										Preservation Codes: D - HNO3 N - None S - H2SO4	
Field Filtered Sample (Yes or No)	Perennial HSI/MSD (Yes or No)	6010D, 6020B	8260D - (MOD) Standard List							5310C - TOC	2540C_Calcid, 9056A_ORGFM_28D	Sulfide															
City: <u>Little Rock</u>		TAT Requested (days):								Other:																	
State, Zip: <u>AR, 72201</u>		Compliance Project: <input type="checkbox"/> Yes <input type="checkbox"/> No																									
Phone:		PO #:		Purchase Order Required if over \$1000																							
Email: <u>sowens@littlerock.gov</u>		WO #:																									
Project Name: <u>Groundwater</u>		Project #: <u>19200257</u>																									
Site:		SSOW#:																									
Sample Identification		Sample Date		Sample Time		Sample Type (C=Comp, G=grab)		Matrix (W=water, S=solid, O=waste/oil, BT=Tissue, A=Air)		Field Filtered Sample (Yes or No)		Perennial HSI/MSD (Yes or No)		6010D, 6020B		8260D - (MOD) Standard List		5310C - TOC		2540C_Calcid, 9056A_ORGFM_28D		Sulfide		Total Number of containers		Special Instructions/Note:	
<u>MW-1A</u>		<u>9/10/24</u>		<u>9:14</u>		<u>C</u>		<u>Water</u>		<u>X</u>		<u>X</u>		<u>X</u>		<u>X</u>		<u>X</u>		<u>X</u>		<u>X</u>		<u>X</u>			
<u>MW-2A</u>		<u>9/9/24</u>		<u>11:37</u>		<u>C</u>		<u>Water</u>		<u>X</u>		<u>X</u>		<u>X</u>		<u>X</u>		<u>X</u>		<u>X</u>		<u>X</u>		<u>X</u>			
<u>MW-3A</u>		<u>9/9/24</u>		<u>12:37</u>		<u>C</u>		<u>Water</u>		<u>X</u>		<u>X</u>		<u>X</u>		<u>X</u>		<u>X</u>		<u>X</u>		<u>X</u>		<u>X</u>			
<u>MW-4A</u>		<u>9/9/24</u>		<u>14:34</u>		<u>C</u>		<u>Water</u>		<u>X</u>		<u>X</u>		<u>X</u>		<u>X</u>		<u>X</u>		<u>X</u>		<u>X</u>		<u>X</u>			
<u>MW-6B</u>		<u>9/10/24</u>		<u>10:25</u>		<u>C</u>		<u>Water</u>		<u>X</u>		<u>X</u>		<u>X</u>		<u>X</u>		<u>X</u>		<u>X</u>		<u>X</u>		<u>X</u>			
<u>MW-7A</u>		<u>9/10/24</u>		<u>9:47</u>		<u>G</u>		<u>Water</u>		<u>X</u>		<u>X</u>		<u>X</u>		<u>X</u>		<u>X</u>		<u>X</u>		<u>X</u>		<u>X</u>			
<u>GCS-1</u>		<u>9/10/24</u>		<u>7:50</u>		<u>G</u>		<u>Water</u>		<u>X</u>		<u>X</u>		<u>X</u>		<u>X</u>		<u>X</u>		<u>X</u>		<u>X</u>		<u>X</u>			
<u>GCS-4</u>		<u>9/9/24</u>		<u>10:05</u>		<u>G</u>		<u>Water</u>		<u>X</u>		<u>X</u>		<u>X</u>		<u>X</u>		<u>X</u>		<u>X</u>		<u>X</u>		<u>X</u>			
<u>Equipment Blank</u>		<u>9/9/24</u>		<u>11:00</u>		<u>G</u>		<u>Water</u>		<u>X</u>		<u>X</u>		<u>X</u>		<u>X</u>		<u>X</u>		<u>X</u>		<u>X</u>		<u>X</u>		<u>RECEIVED ONLY VOA VIALS</u>	
<u>Trip Blank</u>								<u>Water</u>																			
<u>DUP</u>		<u>9/9/24</u>		<u>14:45</u>		<u>C</u>		<u>W</u>		<u>X</u>		<u>X</u>		<u>X</u>		<u>X</u>		<u>X</u>		<u>X</u>		<u>X</u>		<u>X</u>			
Possible Hazard Identification						Sample Disposal (A fee may be assessed if samples are retained longer than 1 month)																					
<input type="checkbox"/> Non-Hazard <input type="checkbox"/> Flammable <input type="checkbox"/> Skin Irritant <input type="checkbox"/> Poison B <input type="checkbox"/> Unknown <input type="checkbox"/> Radiological						<input type="checkbox"/> Return To Client <input type="checkbox"/> Disposal By Lab <input type="checkbox"/> Archive For _____ Months																					
Deliverable Requested: I, II, III, IV, Other (specify)						Special Instructions/QC Requirements:																					
Empty Kit Relinquished by:				Date:		Time:		Method of Shipment:																			
Relinquished by: <u>[Signature]</u>				Date/Time: <u>9/10/24 14:16</u>		Company:		Received by: <u>[Signature]</u>																			
Relinquished by:				Date/Time:		Company:		Date/Time: <u>9-10-24 1419</u>																			
Relinquished by:				Date/Time:		Company:		Date/Time:																			
Custody Seals Intact: <input type="checkbox"/> Yes <input type="checkbox"/> No		Custody Seal No.:		Cooler Temperature(s) °C and Other Remarks: <u>3.4 / 3.1</u>																							

Page 53 of 55

9/20/2024



Chain of Custody Record

Client Information		Sampler: <i>Fernando Osorio</i>		Lab PM:		Carrier Tracking No(s):		COC No:					
Client Contact:		Phone: <i>570-706-0106</i>		E-Mail:		State of Origin:		Page: <i>Page 2 of 2</i>					
Company:		PWSID:		Analysis Requested						Job #:			
Address:		Due Date Requested:		Total Number of containers Field Filtered Sample (Yes or No) Perform MS/MSD (Yes or No) <i>6010 D, 6020 B 8260 D, 100H (100H) Studies 1st 5310 C - TOC 2540 C - Calcd, 9056A org. fm 28 Sulfide</i>						Preservation Codes:			
City:		TAT Requested (days):								A - HCL		M - Hexane	
State, Zip:		Compliance Project: <input type="checkbox"/> Yes <input type="checkbox"/> No								B - NaOH		N - None	
Phone:		PO #:								C - Zn Acetate		O - AsNaO2	
Email:		WO #:								D - Nitric Acid		P - Na2O4S	
Project Name:		Project #:								E - NaHSO4		Q - Na2SO3	
Site:		SSOW#:								F - MeOH		R - Na2S2O3	
Sample Identification		Sample Date		Sample Time		Sample Type (C=Comp, G=grab)		Matrix (W=water, S=solid, O=waste/soil, BT=TISSUE, A=Air)		Other:			
										Special Instructions/Note:			
<i>12 GCS-1 - Ditch</i>		<i>9/10/24</i>		<i>8:05</i>		<i>G</i>		<i>W</i>		<i>TIME AS: 3:10</i>			
<i>13 GCS-4 - Ditch</i>		<i>9/11/24</i>		<i>10:15</i>		<i>G</i>		<i>W</i>		<i>ID AS: C-4 RD DITCH - Z</i>			
<i>14 *</i>										<i>* ALSO RECEIVED FB</i>			
Possible Hazard Identification						Sample Disposal (A fee may be assessed if samples are retained longer than 1 month)							
<input type="checkbox"/> Non-Hazard <input type="checkbox"/> Flammable <input type="checkbox"/> Skin Irritant <input type="checkbox"/> Poison B <input type="checkbox"/> Unknown <input type="checkbox"/> Radiological						<input type="checkbox"/> Return To Client <input type="checkbox"/> Disposal By Lab <input type="checkbox"/> Archive For _____ Months							
Deliverable Requested: I, II, III, IV, Other (specify)						Special Instructions/QC Requirements:							
Empty Kit Relinquished by:		Date:		Time:		Method of Shipment:							
Relinquished by: <i>[Signature]</i>		Date/Time: <i>9/10/24 14:16</i>		Company:		Received by: <i>[Signature]</i>		Date/Time: <i>9-10-24 14:19</i>		Company:			
Relinquished by:		Date/Time:		Company:		Received by:		Date/Time:		Company:			
Relinquished by:		Date/Time:		Company:		Received by:		Date/Time:		Company:			
Custody Seals Intact: <input type="checkbox"/> Yes <input type="checkbox"/> No		Custody Seal No.:		Cooler Temperature(s) °C and Other Remarks: <i>3.4/3.1</i>									

Login Sample Receipt Checklist

Client: Terracon Consultants Inc

Job Number: 192-14963-1

Login Number: 14963

List Source: Eurofins Arkansas

List Number: 1

Creator: Hansen, Lauren K

Question	Answer	Comment
Radioactivity wasn't checked or is </= background as measured by a survey meter.	N/A	
The cooler's custody seal, if present, is intact.	True	
Sample custody seals, if present, are intact.	True	
The cooler or samples do not appear to have been compromised or tampered with.	True	
Samples were received on ice.	True	
Cooler Temperature is acceptable.	True	
Cooler Temperature is recorded.	True	
COC is present.	True	
COC is filled out in ink and legible.	True	
COC is filled out with all pertinent information.	True	
Is the Field Sampler's name present on COC?	True	
There are no discrepancies between the containers received and the COC.	False	Received extra samples not listed on COC.
Samples are received within Holding Time (excluding tests with immediate HTs)	True	
Sample containers have legible labels.	True	
Containers are not broken or leaking.	True	
Sample collection date/times are provided.	True	
Appropriate sample containers are used.	True	
Sample bottles are completely filled.	True	
Sample Preservation Verified.	True	
There is sufficient vol. for all requested analyses, incl. any requested MS/MSDs	True	
Containers requiring zero headspace have no headspace or bubble is <6mm (1/4").	True	
Multiphasic samples are not present.	True	
Samples do not require splitting or compositing.	True	
Residual Chlorine Checked.	N/A	

Appendix C

Key to Parameters Abbreviations/Statistical Database Revision

Key to Parameter Abbreviations

PARAMETER	NAME
Acetone	Acetone
Acrytril	Acrylonitrile
Benzene	Benzene
BrClMe	Bromochloromethane
BrCl2Me	Bromodichloromethane
Bromoform	Bromoform
MeBromde	Bromomethane (Methylbromide)
MeEthKe	Methylethylketone (MEK) (2-Butanone)
CS2	Carbon Disulfide
CCl4	Carbon tetrachloride
ChIBenz	Chlorobenzene
ClEthane	Chloroethane
Chlorofm	Chloroform
MethylCl	Chloromethane (Methylchloride)
Br2ClMe	Dibromochloromethane (chlorodibromomethane)
DBCP	1,2-Dibromo-3-chloropropane
12DBrE	Ethylene dibromide or EDB or EDBr
DiBrMe	Dibromomethane
1,2-DCB	1,2-Dichlorobenzene
1,4-DCB	1,4-Dichlorobenzene
1,4DCL2B	1,4-Dichloro-2-butene
1,1DCE	1,1-Dichloroethane
1,1-DCEE	1,1-Dichloroethene (-ethylene)
CisDCEE	cis-1,2-Dichloroethene (-ethylene)
TranDCEE	trans-1,2-Dichloroethene (-ethylene)
1,2-DCP	1,2-Dichloropropane
CisDCPe	cis-1,3-Dichloropropene (-propylene)
TranDCPe	trans-1,3-Dichloropropene (-propylene)
EthBenz	Ethylbenzene
2Hexanone	2-Hexanone
IMethane	Iodomethane
MeCl	Dichloromethane (Methylene chloride)
4Me2Pone	4-Methyl-2-Pentanone
Styrene	Styrene
1112TCIE	1,1,1,2-Tetrachloroethane
TetClEth	1,1,2,2-Tetrachloroethane
TetClEthy	Tetrachloroethene (-ethylene)
Toluene	Toluene
1,1,1Tri	1,1,1-Trichloroethane
1,1,2Tri	1,1,2-Trichloroethane
TCE	Trichloroethene (-ethylene)
TCIFIMe	Trichlorofluoromethane
1,2,3TCP	1,2,3-Trichloropropane
VinylAce	Vinyl acetate
VC	Vinyl chloride
Xylene	Xylene

PARAMETER	NAME
Ammonia	Ammonia
Sb	Antimony
As	Arsenic
Ba	Barium
Be	Beryllium
CaCO3	Bicarbonate
Cd	Cadmium
Ca	Calcium
COD	Chemical Oxygen Demand
Chld	Chloride
Cr	Chromium
Co	Cobalt
Cond	Specific Conductance
Cu	Copper
Cyanide	Cyanide
Fe	Iron
Pb	Lead
Mg	Magnesium
Mn	Manganese
Hg	Mercury
Ni	Nickel
NO3	Nitrate
K	Potassium
Se	Selenium
Ag	Silver
Na	Sodium
SO4	Sulfate
Tl	Thallium
TDS	Total Dissolved Solids
TOC	Total Organic Carbon
V	Vanadium
Zn	Zinc

City of Little Rock Historical Database

GCS-1	u	Trans-1,4-Dichloro-2-butene (ug/L)	Total Dissolved Solids (TDS) (mg/l)	Total Organic Carbon (TOC) (mg/l)	Antimony Total (ug/l)	Arsenic Total (ug/l)	Barium Total (ug/l)	Beryllium Total (ug/l)	Cadmium Total (ug/l)	Chromium Total (ug/l)	Cobalt Total (ug/l)	Copper Total (ug/l)	Iron Total (ug/l)	Lead Total (ug/l)	Manganese Total (ug/l)	Nickel Total (ug/l)	Selenium Total (ug/l)	Silver Total (ug/l)	Thallium Total (ug/l)	Zinc Total (ug/l)	Chloride (ug/l)	Sulfate (mg/l)	Acetone (ug/l)	Acrylonitrile (ug/l)	Benzene (ug/l)	Bromochloromethane (ug/l)	Bromodichloromethane (ug/l)	Carbon disulfide (ug/l)	Carbon tetrachloride (ug/l)				
11/1/1993	n/a	751	9	9	29	80	<1	<5		20	<10	<10	4200	<10	2800	<10	<10	<5	<10		24	34000	360	<10	<50	<5	<5	<5	<5	<5			
2/2/1994	n/a	640	6.5	<50	<10	130	<1		30	60	70	40	5900	<5	3200	100		8	40	<5	250	18000	390	16	<50	<5	<5	<5	<5	<5			
3/15/1994	n/a	800	5.4	<50	<10	100	1	20	30	60	50	10900	<3	4600	90	<5			40	<10	60	33900	312	<10	<50	<5	<5	<5	<5	<5			
4/28/1994	n/a	654	5.8	<50	<10	80	<1		<10	<10	40	<10	13000	<10	4500	50	<10		20	<10	30	28800	241	<10	<50	<5	<5	<5	<5	<5			
11/7/1994	n/a	706	2.8	<15		10	72	1	<5	<10	41	<5	21500	<5	5360	34	<5	<10	<10		35	38700	299	<10	<50	<5	<5	<5	<5	<5			
5/26/1995	n/a	667	50.3	<15		12	76	<1	<5	<10	51	<5	22700	<5	6360	43	<5	<10	<10	<15		24300	359	<10	<50	<5	<5	<5	<5	<5			
11/28/1995	n/a	794	3.2	<3		4	<50	<1	<1		4	38	1	27600	6	6030	42	<2	<1	<1	21	63000	310.6	<10	<0.39	<0.05	<0.27	<0.12	<0.07	<0.08			
4/16/1996	n/a	463	2.328	<3		4	<50	<1	<1		2	34	<1	10430	<1	3200	29	<2	<1	<1	40	28000	345.2	3.02	<0.39	<0.05	<0.27	<0.12	<0.07	<0.08			
10/23/1996	n/a	714.4	0.94	<3		7	<50	<1		4	<1	48	<1	14800	3	5670	38	<2	<1	<1	47	33750	141	<0.36	<0.39	<0.07	<0.27	<0.12	<0.07	<0.08			
4/15/1997	n/a	664	3.07	<3	<1	87	<1		5	<1	54	3	8540	<1	6000	47	<2	<1	<1		20	18700	170	<0.36	<0.39		1.5	<0.27	<0.12	0.1	<0.08		
10/28/1997	n/a	995.5	6.219	<3		8	235	<1	<1	<100	1	9	15600		2	7190	26	3	<1		238	22490	289.7	0.5	<0.39		1.9	<0.27	<0.12	3.5	<0.08		
4/30/1998	n/a	613.5	3.67	<3		9	<20	<1	<1		2	21	<2	9600	4	4180	34	2	<1		46	27000	230.4	<0.4	<0.4	<0.01	<0.06	<0.04	<0.07	<0.01			
5/25/1999	n/a	662	15.12	<3		6	260	<1	<1	<1	36	<1	13500	<1	13400	26	<2	<1	<1		60	22500	138.9	2.1	<0.39		1	<0.057	<0.035	<0.07	<0.039		
11/11/1999	n/a	881	6.19	<3	<1	260	<1	<1	<1	<1	<1	<1	19100	<1	6240	2	<2	<5	<1		18	30510	4.4	0.6	0.4	0.83	<0.06	<0.04	<0.07	<0.1			
5/16/2000	n/a	802	5.54	<3	<1	<20	<1	<1	<1	<1	4	<5	15200	<1	6720	<1	<2	<5	<1	<5		23700	404.3	<0.4	<0.4	<0.01	<0.06	<0.04	<0.07	<0.1			
8/14/2001	n/a	568	0.934	<1		8	486.5	<0.5	<0.5	<5	<10	<5	5380	<10	4970	<15	<2	<5	<1		23	30000	108.949	<3.72	<9.52	<2.44	<2.74	<1.88	<6.61	<3.09			
2/6/2002	n/a	612	1.012	<2	<2	69	<1		13	<1	194	<3	6780	<2	5360	<2	<4	<1	<1		38	30000	91.354	<3.72	<9.52	<2.44	<2.74	<2.74	<6.61	<3.09			
8/13/2002	n/a	722	3.049	<2	<2	111	<1		6	<1	139	<3	48700	<2	4610	<2		13	<1	<1	17	30000	195.534	<3.72	<9.52	<2.44	<2.74	<2.74	<6.61	<3.09			
2/4/2003	n/a	248	1.639		13	101	<1	<1		5	41	<3	16197	<2	1914	<2	<4	<1	<1		15	25000	167.463	<1.32	<3.94	<0.43	<0.57	<0.55	<0.9	<1.84			
8/7/2003	n/a	528	1.584	<2	<2	162	<1		3	<1	<5	<3	4289	<2	4390	<2	<4	<1	<1	<1		20000	114.798	<1.32	<3.94	<0.43	<0.57	<0.55	<0.9	<1.84			
2/10/2004	n/a	208	0.329	<2	<2	64	<1	<1	<1	<1	<5	<3	7357	<2	998	<2	<4	<1	<1		13	5000	15.458	<1.32	<3.94	<0.43	<0.57	<0.55	<0.9	<1.84			
8/20/2004	n/a	824	5.161	<1	<9	194	<1	<1	<1	<5	<1	44620	<1	4870	<1	<4	<1	<6		19	25000	114.797	<1.32	<3.94	2.82	<0.57	<0.55	<0.9	<1.84				
3/2/2005	n/a	180	0.986	<1	<9	75	<1	<1	<1		46	<1	10000	<2	1310	<1	<4	<1	<6		23	5000	31.922	<1.32	<3.94	<0.43	<0.57	<0.55	<0.9	<1.84			
8/22/2005	n/a	536	2.63	<1	<9	258	<1		5	1	10	<1	53498	<2	5568	<1	<4	<1	<6		40	20000	68.941	<1.32	<3.94	<0.43	<0.57	<0.55	<0.9	<1.84			
3/31/2006	n/a	180	0.696	<1	<9	102	<1		2	<1	<5	<1	15798	<2	1620	<1	<4	<1	<6		21	10000	15.963	<1.32	<3.94	<0.43	<0.57	<0.55	<0.9	<1.84			
8/4/2006	n/a	680	10	<3	<1	200	<0.3	<4	<7	<7	<6	55000	1.4	3800	<10		2.9	<7	<1		20	34000	120	<5	<1.6	1.4	<0.26	<0.21	<0.36	<0.22			
2/13/2007	n/a	330	4.2	<3	<1	170	<0.3	<4	<7	<7	<7	30000	2.6	2900	<10	<2	<7	<1		22	10000	44	<5	<1.6	1.3	<0.26	<0.21	<0.36	<0.22				
8/14/2007	n/a	430	3.8	<3		4	330	<0.3	<4	<7	<7	6	61000	2.2	4700	<10	<2	<7	<1		25	18000	28	<5	<1.6	<0.24	<0.26	<0.21	<0.36	<0.22			
3/6/2008	n/a	100	1.9	<3	<1	79	<0.3	<4	<7	<7	<6	8700	<1	1200	<10	<2	<7	<1		18	3500	7.5	<5	<1.6	1.7	<0.26	<0.21	<0.36	<0.22				
8/8/2008	n/a	320	3.8	<3		3	270	<0.3	<4	<7	<7	<1	39000	<1	2600	<10	<2	<7	<1		13	16000	12	<5	<1.9	0.37	<0.2	<0.24	<0.36	<0.15			
1/30/2009	n/a	80	2	<3		1.2	100	<0.3	<4	<7	<7	<1	13000	<1	1700	<10	<2	<7	<1		6.7	2700	5.6	<5	<1.9	2.4	<0.2	<0.24	<0.36	<0.15			
8/11/2009	n/a	270	3.3	<3	<1	220	<0.3	<4	<7	<7	<1	38000	<1	3000	<10	<2	<7	<1		4.1	10000	4.2	<5	<1.9	1.4	<0.2	<0.24	<0.36	<0.15				
2/2/2010	n/a	200	2.3		6.2	1.1	130	<0.3	<4	<7	<7		1.7	26000		4.7	3200	<10	<2	<7	<1		690	7100	8	<5	<3.8	4.3	<0.29	<0.26	<1	<0.5	
8/12/2010	n/a	360	4.5	<3		1.8	230	<0.3	<4	<7	<7		1.1	33000	<1		3600	<10	<2	<7	<1	<2		16000	4.6	<1.6	<3.8	2.6	<0.29	<0.26	<0.38	<0.5	
2/24/2011	n/a	210	1.7	<3		1.8	150	<0.3	<4	<7		7.4	<6	19000	<1		5000	<10	<2	<7		1.5	<2		6800	7.5	<1.6	<3.8	6	<0.29	<0.26	<0.38	<0.5
8/30/2011	n/a	290	4.2	<3		2.8	250	<0.3	<4	<7	<7	<1	39000	<1		4700	<10	<2	<7	<1		4.8		3	<2	<3.8	1.6	<0.29	<0.26	<0.38	<0.5		
2/23/2012	n/a	190	1.7	<3		1.4	170	<0.3	<4	<7		10	1.6	29000	<1		7400	<10	<2	<7	<1		5.9	3600	10	<2	<2.5	3	<0.5	<0.5	<1	<0.5	
8/21/2012	n/a	390	6.4	<3		1.9	250	<0.3	<4	<7	<7		6.8	45000		2.2	5900	<10	<2	<7	<1		16	19000	2.8	<2	<2.5	0.5	<0.5	<0.5	<1	<0.5	
3/12/2013	n/a	280	2	<3		2.1	190	<0.3	<4	<7	<7	<1	57000	<1		8400	<10	2	<7	<1		8.3	2800	10	<2	<2.5	3	<0.5	<0.5	<1	<0.5		
8/19/2013	n/a	370	6.1	<3	<1		220	<0.3	<4	<7	<7		0.73	36000	<1		6400	<10	<2	<7	<1		16	12000	1.4	<2	<2.5	0.58	<0.5	<0.5	<1	<0.5	
2/21/2014	n/a	1700	5.1	<3		2	230	<0.3	<4	<7	<7	<1	39000	<1		10000	<10	<2	<7	<1		18	9000	2.1	<2.2	<0.63	3.2	<0.28	<0.17	<0.27	<0.21		
8/26/2014	n/a	350	3.5	<3		1.1	280	<0.3	<4	<7	<7	<1	41000	<1		6500	<10	<2	<7	<1		7.3	11000	1.3	<2.2	<0.63	0.43	<0.28	<0.17	<0.27	<0.21		
3/17/2015	n/a	310	3	<3		3	260	<0.3	<4	<7	<7		1.1	88000	<0.5		13000	<10	<2	<7	<0.5		12	2900	10	<2.2	<0.63	2.5	<0.28	<0.17	<0.27	<0.21	
8/13/2015	n/a	350	4	<3		1	270	<0.3	<4	<7	<7		1.7	37000	<0.5		7900	<10	<2	<7	<0.5		14	11000	0.48	<5.5	<0.49	<0.054	<				

City of Little Rock
Historical Database

GCS-1	u	Chlorobenzene (ug/l)	Chloroethane (ug/l)	Chloroform (ug/l)	Dibromochloromethane (ug/l)	DBCP (ug/l)	1,2-Dibromoethane (ug/l)	1,2-Dichlorobenzene (ug/l)	1,4-Dichlorobenzene (ug/l)	1-ADC 2g (ug/l)	1,1-Dichloroethane (ug/l)	1,2-Dichloroethane (ug/l)	1,1-Dichloroethane (ug/l)	cis-1,2-Dichloroethane (ug/l)	trans-1,2-Dichloroethane (ug/l)	1,2-Dichloropropane (ug/l)	cis-1,3-Dichloropropane (ug/l)	trans-1,3-Dichloropropane (ug/l)	Ethylbenzene (ug/l)	2-Hexanone (ug/l)	Methyl Bromide (ug/l)	Methylene chloride (ug/l)	Dibromomethane (ug/l)	Dichloromethane (ug/l)	2-Butanone (MEK) (ug/l)	Iodomethane (ug/l)	4-Methyl-2-pentanone (ug/l)	Toluene (ug/l)
		11/1/1993	<5	<10	<5	<5	<5	<5	<5	<5	<5	<5	<5	<5	<5	<5	<5	<5	<5	<5	<5	<10	<10	<10	<5	<5	<10	<50
2/2/1994	<5	<10	<5	<5	<5	<5	<5	<5	<5	<5	<5	<5	<5	<5	<5	<5	<5	<5	<5	<10	<10	<10	<5	<5	<10	<50	<10	<5
3/15/1994	<5	<10	<5	<5	<5	<5	<5	<5	<5	<5	<5	<5	<5	<5	<5	<5	<5	<5	<5	<10	<10	<10	<5	<5	<10	<50	<10	<5
4/28/1994	<5	<10	<5	<5	<5	<5	<5	<5	<5	<5	<5	<5	<5	<5	<5	<5	<5	<5	<5	<10	<10	<10	<5	<5	<10	<50	<10	<5
11/2/1994	<5	<10	<5	<5	<5	<5	<5	<5	<5	<5	<5	<5	<5	<5	<5	<5	<5	<5	<5	<10	<10	<10	<5	<5	<10	<50	<10	<5
5/26/1995	<5	<10	<5	<5	<5	<5	<5	<5	<5	<5	<5	<5	<5	<5	<5	<5	<5	<5	<5	<10	<10	<10	<5	<5	<10	<50	<10	<5
11/28/1995	<0.09	<1.21	<0.21	<0.16	<0.56	<0.24	<0.15	<0.05	<0.17	<0.19	<0.23	<0.75	<0.16	<0.19	<0.15	<0.2	<0.28	<0.03	<0.28	<0.66	<1.44	<0.3	<0.19	<0.37	<0.48	<0.23	<0.11	
4/16/1996	<0.09	<2.08	<0.21	<0.16	<0.56	<0.24	<0.15	<0.05	<0.49	1.8	<0.23	<0.75	<0.16	<0.19	<0.15	<0.2	<0.28	<0.03	<0.28	<0.66	<1.44	<0.3	0.68	2.34	<0.48	<0.23	<0.04	
10/23/1996	<0.09	<1.21	<0.21	<0.16	<0.56	<0.12	<0.15	<0.05	<0.17	12.7	<0.23	<0.75	<0.16	<0.19	<0.15	<0.2	<0.28	<0.03	<0.28	<0.66	<1.44	<0.3	0.9	<0.37	<0.48	<0.23	<0.11	
4/15/1997	<0.09	24.4	<0.21	<0.16	<0.56	<0.1	<0.15	<0.05	<0.17	16.1	<0.23	0.2	3.4	0.1	<0.15	<0.2	<0.28	0.3	<0.28	<0.66	<1.44	<0.3	3.8	<0.37	<0.48	<0.23	<0.11	
10/28/1997	<0.09	<1.21	<0.21	<0.16	<0.1	<0.05	<0.15	<0.05	<0.17	23.1	<0.23	<0.75	2.4	<0.19	<0.15	<0.2	<0.28	0.1	<0.12	<0.66	<1.44	<0.3	<0.19	<0.23	<0.27	<0.23	<0.11	
4/30/1998	<0.1	<1.2	<0.2	<0.03	<0.04	<0.02	<0.02	<0.2	<0.2	18.4	0.02	0.12	1.89	0.13	<0.02	<0.01	<0.03	<0.01	<0.3	<0.7	<1.5	<0.03	<0.2	<0.4	<0.5	<0.2	<0.02	
5/25/1999	<0.011	6.1	<0.2	<0.032	<0.04	<0.012	<0.013	<0.11	<0.17	<0.057	<0.012	<0.087	3.2	<0.054	<0.017	<0.008	<0.025	<0.006	<0.28	<0.66	<1.44	<0.027	<0.11	<0.37	<0.48	<0.23	<0.005	
11/11/1999	<0.1	3.7	<0.2	<0.04	<0.04	<0.03	<0.02	<0.01	<0.2	6.19	<0.02	<0.1	1.7	0.6	<0.02	<0.03	<0.03	<0.01	<0.3	<0.7	<1.5	<0.03	0.66	<0.4	<0.5	<0.2	<0.02	
5/16/2000	<0.1	<1.2	<0.2	<0.04	<0.04	<0.02	<0.02	<0.01	<0.2	<0.06	<0.02	<0.1	<0.06	<0.06	<0.02	<0.01	<0.03	<0.01	<0.3	<0.7	<1.5	<0.03	<0.2	<0.4	<0.5	<0.2	<0.02	
8/14/2001	<2.97	<1.5	<2.72	<1.99	<1.44	<1.98	<3.45	<3.36	<3.63	<2.57	<2.73	<2.75	<2.55	<2.55	<2.85	<2.53	<2.74	<2.71	<2.39	<1.73	<6.23	<1.84	<4.07	<9.2	<3.04	<3.42	<5.71	
2/6/2002	<2.97	4.68	<2.72	<1.99	<0.2	<0.05	<3.45	<3.36	<3.63	<2.57	<2.73	<2.75	<2.55	<2.55	<2.85	<2.53	<2.74	<2.71	<2.39	<1.73	<6.23	<1.84	<4.07	<9.2	<3.04	<3.42	<5.71	
8/13/2002	<2.97	<1.5	<2.72	<1.99	<0.2	<0.05	<3.45	<3.36	<3.63	<2.57	<2.73	<2.75	<2.55	<2.55	<2.85	<2.53	<2.74	<2.71	<2.39	<1.73	<6.23	<1.84	<4.07	<9.2	<3.04	<3.42	<5.71	
2/4/2003	<0.31	<1.24	<0.62	<0.99	<0.18	<0.05	<0.44	<0.71	<1.4	<1.02	<0.59	<0.5	<0.49	<0.66	<0.75	<1.29	<1.15	<0.35	<1.06	<1.04	<0.68	<0.93	<2.22	<1.04	<0.92	<0.51	<0.43	
8/7/2003	<0.31	<1.24	<0.62	<0.99	<0.18	<0.05	<0.44	<0.71	<1.4	<1.02	<0.59	<0.5	<0.49	<0.66	<0.75	<1.29	<1.15	<0.35	<1.06	<1.04	<0.68	<0.93	<2.22	<1.04	<0.92	<0.51	<0.43	
2/10/2004	<0.31	<1.24	<0.62	<0.99	<0.18	<0.05	<0.44	<0.71	<1.4	<1.02	<0.59	<0.5	<0.49	<0.66	<0.75	<1.29	<1.15	<0.35	<1.06	<1.04	<0.68	<0.93	<2.22	<1.04	<0.92	<0.51	<0.43	
8/20/2004	<0.31	<1.24	<0.62	<0.99	<0.18	<0.05	<0.44	<0.71	<1.4	<1.02	<0.59	<0.5	3.22	<0.66	<0.75	<1.29	<1.15	<0.35	<1.06	<1.04	<0.68	<0.93	<2.22	<1.04	<0.92	<0.51	<0.43	
3/2/2005	<0.31	<1.24	<0.62	<0.99	<0.18	<0.05	<0.44	<0.71	<1.4	<1.02	<0.59	<0.5	<0.49	<0.66	<0.75	<1.29	<1.15	<0.35	<1.06	<1.04	<0.68	<0.93	<2.22	<1.04	<0.92	<0.51	<0.43	
8/22/2005	<0.31	<1.24	<0.62	<0.99	<0.18	<0.05	<0.44	<0.71	<1.4	<1.02	<0.59	<0.5	<0.49	<0.66	<0.75	<1.29	<1.15	<0.35	<1.06	<1.04	<0.68	<0.93	<2.22	<1.04	<0.92	<0.51	<0.43	
3/31/2006	<0.31	<1.24	<0.62	<0.99	<0.18	<0.05	<0.44	<0.71	<1.4	<1.02	<0.59	<0.5	<0.49	<0.66	<0.75	<1.29	<1.15	<0.35	<1.06	<1.04	<0.68	<0.93	<2.22	<1.04	<0.92	<0.51	<0.43	
8/4/2006	<0.45	0.41	<0.25	<0.21	<0.69	<0.25	<0.8	0.86	<1.2	1.2	<0.7	<0.38	0.3	<0.19	<0.27	<0.19	<0.13	<0.5	<0.53	<0.26	<0.14	<0.25	<0.21	<1.3	<0.29	<0.5	<0.15	
2/13/2007	<0.45	1.6	<0.25	<0.21	<0.69	<0.25	<0.8	<0.8	<1.2	0.9	<0.7	<0.38	<0.16	<0.19	<0.27	<0.19	<0.13	<0.5	<0.53	<0.26	<0.14	<0.25	<0.21	<1.3	<0.29	<0.5	<0.15	
8/14/2007	<0.45	<0.33	<0.25	<0.21	<0.69	<0.25	<0.8	<0.8	<1.2	0.91	<0.7	<0.38	1	<0.19	<0.27	<0.19	<0.13	<0.5	<0.53	<0.26	<0.14	<0.25	<1	<1.3	<0.29	<0.5	<0.15	
3/6/2008	<0.45	0.6	<0.25	<0.21	<0.69	<0.25	<0.8	1.7	<1.2	0.5	<0.7	<0.38	0.4	<0.19	<0.27	<0.19	<0.13	<0.5	<0.53	<0.26	<0.14	<0.25	<1	<1.3	<0.29	<0.5	<0.15	
8/8/2008	<0.45	<0.21	<0.25	<0.19	<0.5	<0.2	<0.8	<0.8	<1.7	0.65	<0.7	<0.16	0.84	<0.19	<0.13	<0.19	<0.13	<0.5	<0.53	<0.49	<0.16	<0.2	<1	1.3	<0.29	<0.5	<0.15	
1/30/2009	0.63	1.3	<0.25	<0.19	<0.5	<0.2	<0.8	<0.8	<1.7	0.88	<0.7	<0.16	0.83	<0.19	<0.13	<0.19	<0.13	<0.5	<0.53	<0.49	<0.16	<0.2	<1	<1.3	<0.29	<0.5	<0.15	
8/11/2009	0.43	0.27	<0.25	<0.19	<0.5	<0.2	<0.8	<0.8	<1.7	1.1	<0.7	<0.16	1	<0.19	<0.13	<0.19	<0.13	<0.5	<0.53	<0.49	<0.16	<0.2	<1	<1.3	<0.29	<0.5	<0.15	
2/2/2010	0.34	<0.26	<0.21	<0.26	<0.52	<0.31	<0.8	<0.8	<1.7	<0.2	<0.56	<0.19	1.1	<0.27	<0.45	<0.19	<0.32	0.3	<1.3	<0.49	<0.32	<0.3	<1	<1.9	<0.29	<0.9	<0.21	
8/12/2010	0.82	0.41	<0.21	<0.21	<0.31	<0.19	0.53	<1.7	0.46	<0.2	<0.19	0.53	<0.27	<0.45	<0.19	<0.32	0.23	<0.29	<0.49	<0.32	<0.3	<0.59	<1.9	<0.29	<0.9	<0.21		
2/24/2011	1.9	<0.26	<0.21	<0.21	<0.31	<0.19	1.4	<1.7	<0.2	<0.2	<0.19	0.32	<0.27	<0.45	<0.19	<0.32	<0.12	<0.29	<0.49	<0.32	<0.3	<0.59	<1.9	<0.29	<0.9	<0.21		
8/30/2011	0.87	<0.26	<0.21	<0.21	<0.31	<0.19	0.8	<1.7	0.43	<0.2	<0.19	0.47	<0.27	<0.45	<0.19	<0.32	<0.12	<0.29	<0.49	<0.32	<0.3	<0.59	<1.9	<0.29	<0.9	<0.21		
2/23/2012	0.99	<1	<0.5	<0.5	<0.5	<0.5	1.5	<1	<0.5	<0.2	<0.5	0.72	<0.5	<0.2	<0.5	<0.2	0.32	<1	<1	<0.5	<0.5	<1	<0.4	<1	<1	<0.2		
8/21/2012	0.59	<1	<0.5	<0.5	<0.5	<0.5	0.72	<1	<0.5	<0.2	<0.5	<0.5	<0.5	<0.2	<0.5	<0.2	0.2	<1	<1	<0.5	<0.5	<1	<0.4	<1	<1	<0.2		
3/1/2013	1.5	<1	<0.5	<0.5	<0.5	<0.5	2.5	<1	<0.5	<0.2	<0.5	1.4	<0.5	<0.2	<0.5	<0.2	0.35	<1	<1	1.3	<0.5	<1	<0.4	<1	<1	<0.2		
8/19/2013	0.73	<1	<0.5	<0.5	<0.5	<0.5	<0.5	<1	<0.5	<0.2	<0.5	0.55	<0.5	<0.2	<0.5	<0.2	0.2	<1	<1	<1	<0.5	<1	<0.4	<1	<1	<0.2		
2/21/2014	1.3	<0.35	<0.16	<0.11	<0.34	<0.2	<0.17	3	<2	0.61	<0.21	<0.24	0.97															

City of Little Rock
Historical Database

GCS-1		1,1,1,2-Tetrachloroethane (ug/l)	Tetrachloroethane (ug/l)	Tetrachloroethene (ug/l)	Toluene (ug/l)	1,1,1-Trichloroethane (ug/l)	1,1,2-Trichloroethane (ug/l)	Trichloroethane (ug/l)	Trichlorobromoethane (ug/l)	1,2,3-Trichloropropane (ug/l)	Vinyl Acetate (ug/l)	Vinyl Chloride (ug/l)	PH (SU)	1,1,2,2-Tetrachloroethane (ug/l)	1,2-Dibromo-3-chloropropane (ug/l)	Acetonitrile (ug/l)	1,4-Dichlorobutane (ug/l)	Vanadium Total (ug/l)	Xylenes Total (ug/l)	2-Methyl-2-propanol (mg/l)	Mercury Total (mg/l)	Sulfide (mg/l)	Tin Total (mg/l)	Dibromotoluene (Surr) (ug/L)	Toluene-48 (Surr) (ug/L)	4-Bromotoluene (Surr) (ug/L)	1,4-DCBul (ug/L)	Bromolom (ug/L)	Bromomethane (ug/L)	Chloromethane (ug/L)		
	11/1/1993	<5	<5	<5	<5	<5	<5	<5	<5	<5	<5	<10	n/a	n/a	n/a	n/a	n/a	<20	<5	n/a	n/a	n/a	n/a	n/a	n/a	n/a	n/a	n/a	n/a	<5	n/a	n/a
	2/2/1994	<5	<5	<5	<5	<5	<5	<5	<5	<5	<5	<10	n/a	n/a	n/a	n/a	n/a	70	<5	n/a	n/a	n/a	n/a	n/a	n/a	n/a	n/a	n/a	n/a	<5	n/a	n/a
	3/15/1994	<5	<5	<5	<5	<5	<5	<5	<5	<5	<5	<10	n/a	n/a	n/a	n/a	n/a	60	<5	n/a	n/a	n/a	n/a	n/a	n/a	n/a	n/a	n/a	n/a	<5	n/a	n/a
	4/28/1994	<5	<5	<5	<5	<5	<5	<5	<5	<5	<5	<10	n/a	n/a	n/a	n/a	n/a	20	<5	n/a	n/a	n/a	n/a	n/a	n/a	n/a	n/a	n/a	n/a	<5	n/a	n/a
	11/2/1994	<5	<5	<5	<5	<5	<5	<5	<5	<5	<5	<10	n/a	n/a	n/a	n/a	n/a	<5	<5	n/a	n/a	n/a	n/a	n/a	n/a	n/a	n/a	n/a	n/a	<5	n/a	n/a
	5/26/1995	<5	<5	<5	<5	<5	<5	<5	<5	<5	<5	<10	n/a	n/a	n/a	n/a	n/a	<5	<5	n/a	n/a	n/a	n/a	n/a	n/a	n/a	n/a	n/a	n/a	<5	n/a	n/a
	11/28/1995	<0.12	<0.32	<0.13	<0.05	<0.07	<0.19	<0.13	<0.09	<0.18	<1	<1.18	n/a	n/a	n/a	n/a	n/a	<50	<0.09	n/a	n/a	n/a	n/a	n/a	n/a	n/a	n/a	n/a	n/a	<0.3	n/a	n/a
	4/16/1996	<0.12	<0.32	<0.13	0.06	<0.07	<0.19	<0.13	<0.09	<0.18	<1	<1.18	n/a	n/a	n/a	n/a	n/a	<50	<0.09	n/a	n/a	n/a	n/a	n/a	n/a	n/a	n/a	n/a	n/a	<0.3	n/a	n/a
	10/23/1996	<0.12	<0.32	<0.13	<0.05	<0.07	1	<0.19	<0.13	<0.09	<0.18	<1	<1.18	n/a	n/a	n/a	n/a	<50	<0.09	n/a	n/a	n/a	n/a	n/a	n/a	n/a	n/a	n/a	n/a	<0.3	n/a	n/a
	4/15/1997	<0.12	<0.32	0.2	0.4	0.8	<0.23	0.7	<0.09	<0.18	<1	3.4	n/a	n/a	n/a	n/a	n/a	<40	0.4	n/a	n/a	n/a	n/a	n/a	n/a	n/a	n/a	n/a	n/a	<0.3	n/a	n/a
	10/28/1997	<0.12	<0.32	0.5	0.2	<0.07	<0.19	0.5	0.4	<0.18	<1	<1.18	n/a	n/a	n/a	n/a	n/a	<40	0.3	n/a	n/a	n/a	n/a	n/a	n/a	n/a	n/a	n/a	n/a	<0.3	n/a	n/a
	4/30/1998	<0.1	<0.03	<0.1	<0.1	<0.02	<0.1	<0.1	<0.1	<0.03	<1	7.44	n/a	n/a	n/a	n/a	n/a	<40	<0.04	n/a	n/a	n/a	n/a	n/a	n/a	n/a	n/a	n/a	n/a	<0.03	n/a	n/a
	5/25/1999	<0.087	<0.022	<0.061	<0.012	<0.015	<0.1	<0.028	<0.09	<0.029	<1	<1.18	n/a	n/a	n/a	n/a	n/a	<40	<0.02	n/a	n/a	n/a	n/a	n/a	n/a	n/a	n/a	n/a	n/a	<0.029	n/a	n/a
	11/11/1999	<0.1	<0.03	<0.1	<0.1	<0.02	<0.1	0.14	<0.09	<0.03	<1	1.6	n/a	n/a	n/a	n/a	n/a	<40	0.06	n/a	n/a	n/a	n/a	n/a	n/a	n/a	n/a	n/a	n/a	<0.03	n/a	n/a
	5/16/2000	<0.1	<0.03	<0.1	<0.1	<0.02	<0.1	<0.1	<0.09	<0.03	<1	<1.2	n/a	n/a	n/a	n/a	n/a	<40	<0.02	n/a	n/a	n/a	n/a	n/a	n/a	n/a	n/a	n/a	n/a	<0.03	n/a	n/a
	8/14/2001	<1.5	<3.43	<3.06	<2.09	<2.38	<2.71	<2.96	<1.79	<0.84	<2.54	<1.25	n/a	n/a	n/a	n/a	n/a	100	<2.65	n/a	n/a	n/a	n/a	n/a	n/a	n/a	n/a	n/a	n/a	<2.73	n/a	n/a
	2/6/2002	<1.5	<3.43	<3.06	<2.09	<2.38	<2.71	<2.96	<1.79	<0.84	<2.54	<1.25	n/a	n/a	n/a	n/a	n/a	<10	<2.65	n/a	n/a	n/a	n/a	n/a	n/a	n/a	n/a	n/a	<2.73	n/a	n/a	n/a
	8/13/2002	<1.5	<3.43	<3.06	<2.09	<2.38	<2.71	<2.96	<1.79	<0.84	<2.54	<1.25	6.15	n/a	n/a	n/a	n/a	<10	<2.65	n/a	n/a	n/a	n/a	n/a	n/a	n/a	n/a	n/a	<2.73	n/a	n/a	n/a
	2/4/2003	<0.72	<1.99	<0.51	<0.47	<0.14	<1.05	<0.77	<0.79	<1.47	<0.78	<0.81	6.4	n/a	n/a	n/a	n/a	<10	<0.75	n/a	n/a	n/a	n/a	n/a	n/a	n/a	n/a	n/a	<2.53	n/a	n/a	n/a
	8/7/2003	<0.72	<1.99	<0.51	<0.47	<0.14	<1.05	<0.77	<0.79	<1.47	<0.78	<0.81	5.77	n/a	n/a	n/a	n/a	<10	<0.75	n/a	n/a	n/a	n/a	n/a	n/a	n/a	n/a	n/a	<2.53	n/a	n/a	n/a
	2/10/2004	<0.72	<1.99	<0.51	<0.47	<0.14	<1.05	<0.77	<0.79	<1.47	<0.78	6.44	6.74	n/a	n/a	n/a	n/a	<10	<0.75	n/a	n/a	n/a	n/a	n/a	n/a	n/a	n/a	n/a	<2.53	n/a	n/a	n/a
	8/20/2004	<0.72	<1.99	<0.51	<0.47	<0.14	<1.05	<0.77	<0.79	<1.47	<0.78	6.44	5.94	n/a	n/a	n/a	n/a	<4	<0.75	n/a	n/a	n/a	n/a	n/a	n/a	n/a	n/a	n/a	<2.53	n/a	n/a	n/a
	3/2/2005	<0.72	<1.99	<0.51	<0.47	<0.14	<1.05	<0.77	<0.79	<1.47	<0.78	<0.81	5.34	n/a	n/a	n/a	n/a	<4	<0.75	n/a	n/a	n/a	n/a	n/a	n/a	n/a	n/a	n/a	<2.53	n/a	n/a	n/a
	8/22/2005	<0.72	<1.99	<0.51	<0.47	<0.14	<1.05	<0.77	<0.79	<1.47	<0.78	<0.81	6.06	n/a	n/a	n/a	n/a	6	<0.75	n/a	n/a	n/a	n/a	n/a	n/a	n/a	n/a	n/a	<2.53	n/a	n/a	n/a
	3/31/2006	<0.72	<1.99	<0.51	<0.47	<0.14	<1.05	<0.77	<0.79	<1.47	<0.78	<0.81	5.34	n/a	n/a	n/a	n/a	<4	<0.75	n/a	n/a	n/a	n/a	n/a	n/a	n/a	n/a	n/a	<2.53	n/a	n/a	n/a
	8/4/2006	<0.18	<0.16	<0.5	<0.5	<0.22	<0.22	<0.57	<0.21	<0.34	<0.34	3.1	6.48	n/a	n/a	n/a	n/a	<8	<0.7	n/a	n/a	n/a	n/a	n/a	n/a	n/a	n/a	n/a	<0.14	n/a	n/a	n/a
	2/13/2007	<0.18	<0.16	<0.5	<0.5	<0.22	<0.22	<0.57	<0.21	<0.34	<0.34	1.6	5.6	n/a	n/a	n/a	n/a	<8	<0.7	n/a	n/a	n/a	n/a	n/a	n/a	n/a	n/a	n/a	<0.14	n/a	n/a	n/a
	8/14/2007	<0.18	<0.16	<0.5	<0.5	<0.22	<0.22	<0.57	<0.21	<0.34	<0.34	1.7	6.11	n/a	n/a	n/a	n/a	<8	<0.7	n/a	n/a	n/a	n/a	n/a	n/a	n/a	n/a	n/a	<0.14	n/a	n/a	n/a
	3/6/2008	<0.18	<0.16	<0.5	<0.5	<0.22	<0.22	<0.57	<0.21	<0.34	<0.34	0.8	5.8	n/a	n/a	n/a	n/a	<8	<0.7	n/a	n/a	n/a	n/a	n/a	n/a	n/a	n/a	n/a	<0.14	n/a	n/a	n/a
	8/8/2008	<0.18	<0.16	<0.5	<0.5	<0.22	<0.22	<0.57	<0.21	<0.34	<0.34	1.4	n/a	n/a	n/a	n/a	n/a	<8	<0.7	n/a	n/a	n/a	n/a	n/a	n/a	n/a	n/a	n/a	<0.14	n/a	n/a	n/a
	1/30/2009	<0.18	<0.16	<0.5	<0.5	<0.22	<0.22	<0.57	<0.21	<0.34	<0.34	0.74	5.5	n/a	n/a	n/a	n/a	<8	<0.7	n/a	n/a	n/a	n/a	n/a	n/a	n/a	n/a	n/a	<0.14	n/a	n/a	n/a
	8/11/2009	<0.18	<0.16	<0.5	<0.5	<0.22	<0.22	<0.57	<0.21	<0.34	<0.34	2.1	5.9	n/a	n/a	n/a	n/a	<8	<0.7	n/a	n/a	n/a	n/a	n/a	n/a	n/a	n/a	n/a	<0.14	n/a	n/a	n/a
	2/2/2010	<0.32	<0.51	<0.34	<0.5	<0.26	<0.29	<0.29	<0.22	<0.6	<0.45	<0.34	5.9	n/a	n/a	n/a	n/a	<8	0.63	n/a	n/a	n/a	n/a	n/a	n/a	n/a	n/a	n/a	<0.24	n/a	n/a	n/a
	8/12/2010	<0.32	<0.17	<0.34	<0.19	<0.26	<0.29	<0.29	<0.22	<0.48	<0.45	2.7	6.1	n/a	n/a	n/a	n/a	<8	0.77	n/a	n/a	n/a	n/a	n/a	n/a	n/a	n/a	n/a	<0.24	n/a	n/a	n/a
	2/24/2011	<0.32	<0.17	<0.34	<0.19	<0.26	<0.29	<0.29	<0.22	<0.48	<0.45	1.1	5.96	n/a	n/a	n/a	n/a	<8	0.72	n/a	n/a	n/a	n/a	n/a	n/a	n/a	n/a	n/a	<0.24	n/a	n/a	n/a
	8/30/2011	<0.32	<0.17	<0.34	<0.19	<0.26	<0.29	<0.29	<0.22	<0.48	<0.45	0.85	6.3	n/a	n/a	n/a	n/a	<8	<0.43	n/a	n/a	n/a	n/a	n/a	n/a	n/a	n/a	n/a	<0.24	n/a	n/a	n/a
	2/23/2012	<0.5	<0.5	<1	<0.2	<0.2	<0.5	<0.5	<0.2	<0.4	<0.4	0.9	5.89	n/a	n/a	n/a	n/a	<8	0.46	n/a	n/a	n/a	n/a	n/a	n/a	n/a	n/a	n/a	<0.5	n/a	n/a	n/a
	8/21/2012	<0.5	<0.5	<1	<0.2	<0.2	<0.5	<0.5	<0.2	<0.4	<0.4	0.82	5.83	n/a	n/a	n/a	n/a	<8	<0.4	n/a	n/a	n/a	n/a	n/a	n/a	n/a	n/a	n/a	<0.5	n/a	n/a	n/a
	3/1/2013	<0.5	<0.5	<1	1.7	<0.2	<0.5	<0.5	<0.2	<0.4	<0.5	0.9	6.05	n/a	n/a	n/a	n/a	<8	0.44	n/a	n/a	n/a	n/a	n/a	n/a	n/a	n/a	n/a	<0.5	n/a	n/a	n/a
	8/19/2013	<0.5	<0.5	<1	<0.2</																											

City of Little Rock
Historical Database

GCS-4	u	Date	n/a	Total Dissolved Solids (TDS) (mg/l)	Total Organic Carbon (TOC) (mg/l)	Antimony Total (ug/l)	Arsenic Total (ug/l)	Barium Total (ug/l)	Beryllium Total (ug/l)	Cadmium Total (ug/l)	Chromium Total (ug/l)	Cobalt Total (ug/l)	Copper Total (ug/l)	Iron Total (ug/l)	Lead Total (ug/l)	Manganese Total (ug/l)	Nickel Total (ug/l)	Selenium Total (ug/l)	Silver Total (ug/l)	Thallium Total (ug/l)	Zinc Total (ug/l)	Chloride (ug/l)	Sulfate (mg/l)	Acetone (ug/l)	Acrylonitrile (ug/l)	Benzene (ug/l)	Bromochloromethane (ug/l)	Bromodichloromethane (ug/l)	Carbon disulfide (ug/l)	Carbon tetrachloride (ug/l)																		
																															trans-1,4-Dichloro-2-butene (ug/l)	4/15/1997	10/28/1997	4/30/1998	5/25/1999	5/16/2000	8/14/2001	2/6/2002	8/13/2002	2/4/2003	8/7/2003	2/10/2004	8/20/2004	10/17/2005	3/31/2006	8/9/2006	2/13/2007	8/14/2007
		4/15/1997	n/a	783.6	3.71	<3	<1	272	<1	1	5	3	9	7640	<1	6760	7	<2	<1	<1	158	1300	13.2	<0.36	<0.39	0.5	<0.27	<0.12	1.1	<0.08																		
		10/28/1997	n/a	454	1.202	<3	5	105	<1	<1	<100	<1	6	11800	3	1949	7	<1	<1	38	27490	272.3	<0.37	<0.39	<0.07	<0.27	<0.12	<0.07	<0.08																			
		4/30/1998	n/a	503	2.35	<3	11	230	<1	<1	3	31	11	10320	4	3320	11	<2	<1	<1	31	26000	116.4	<0.4	<0.4	<0.01	<0.06	<0.04	<0.07	<0.1																		
		5/25/1999	n/a	700	8.9	<3	7	<20	<1	<1	<1	21	12	12100	<1	7700	18	<2	<1	<1	28	20000	251.2	<0.36	<0.39	<0.01	<0.057	<0.035	<0.07	<0.039																		
		5/16/2000	n/a	561	1.86	<3	<1	<20	<1	<1	<1	9	<5	12600	<1	2710	<1	<2	<5	<1	<5	1230	282.8	<0.4	<0.4	<0.01	<0.06	<0.04	<0.07	<0.1																		
		8/14/2001	n/a	680	2.907	<1	8	900.5	<0.5	0.7	<5	<10	<5	44800	<10	4970	<15	<2	<5	<1	20	40000	120.788	<3.72	<9.52	<2.44	<2.74	<1.88	<6.61	<3.09																		
		2/6/2002	n/a	734	3.006	11	<2	101	<1	9	<1	149	<3	45800	<2	4960	<2	<4	<1	<1	42	30000	126.9	<3.72	<9.52	<2.44	<2.74	<1.88	<6.61	<3.09																		
		8/13/2002	n/a	834	2.306	<2	<2	103	<1	5	<1	148	<3	45100	<2	4900	<2	5	<1	<1	23	30000	309.814	<3.72	<9.52	<2.44	<2.74	<1.88	<6.61	<3.09																		
		2/4/2003	n/a	753	1.992	26	<2	134	<1	<1	<1	96	<3	37300	<2	3600	<2	<4	<1	<1	39	20000	285.056	<1.32	<3.94	<0.43	<0.57	<0.55	<0.9	<1.84																		
		8/7/2003	n/a	972	2.517	<2	<2	115	<1	4	<1	<5	<3	47299	<2	5570	<2	<4	<1	<1	<1	30000	284.013	<1.32	<3.94	<0.43	<0.57	<0.55	<0.9	<1.84																		
		2/10/2004	n/a	964	3.801	<2	<2	101	<1	<1	<1	<5	<3	47797	<2	5960	<2	<4	<1	<1	48	35000	239.166	<1.32	<3.94	<0.43	<0.57	<0.55	<0.9	<1.84																		
		8/20/2004	n/a	916	3.25	<1	<9	172	<1	<1	<1	<5	<1	43400	<2	4890	<1	<4	<1	<6	23	30000	164.039	<1.32	<3.94	<0.43	<0.57	<0.55	<0.9	<1.84																		
		10/17/2005	n/a	856	2.721	1	<9	253	2	4	<1	77	<1	36900	<2	4790	<1	7	<1	36	86	40000	172.377	<1.32	<3.94	<0.43	<0.57	<0.55	<0.9	<1.84																		
		3/31/2006	n/a	840	2.804	<1	<9	214	1	9	<1	<5	<1	47598	<2	4960	<1	<4	<1	<6	84	40000	156.002	<1.32	<3.94	<0.43	<0.57	<0.55	<0.9	<1.84																		
		8/9/2006	n/a	970	21	<3	<1	240	<0.3	<4	<7	<7	<6	41000	<1	460000	<10	2.1	<7	<1	8.6	46000	200	<5	<1.6	<0.24	<0.26	<0.21	<0.36	<0.22																		
		2/13/2007	n/a	1000	12	<3	<1	300	<0.3	<4	<7	<7	<6	47000	2.3	5400	<10	2.1	<7	<1	17	32000	260	<5	<1.6	0.3	<0.26	<0.21	<0.36	<0.22																		
		8/14/2007	n/a	720	6.1	<3	2.9	240	<0.3	<4	<7	<7	<6	38000	<1	4400	<10	2	<7	<1	17	48000	130	<5	<1.6	<0.24	<0.26	<0.21	<0.36	<0.22																		
		3/6/2008	n/a	900	13	<3	1.7	250	<0.3	<4	<7	<7	<6	46000	<1	4800	<10	2	<7	<1	15	51000	280	<5	<1.6	0.3	<0.26	<0.21	<0.36	<0.22																		
		8/8/2008	n/a	510	6.5	<3	1.6	240	<0.3	<4	<7	<7	<6	17000	<1	2700	<10	<2	<7	<1	12	47000	49	<5	<1.9	<0.24	<0.2	<0.24	<0.36	<0.15																		
		1/30/2009	n/a	660	8	<3	12	360	<0.3	<4	<7	<7	<6	46000	<1	3400	<10	<2	<7	<1	4.7	62000	63	<5	<1.9	0.3	<0.2	<0.24	<0.36	<0.15																		
		8/11/2009	n/a	510	8	<3	6.9	310	<0.3	<4	<7	<7	1.3	36000	<1	3400	<10	2	<7	<1	9.6	38000	38	<5	<1.9	<0.24	<0.2	<0.24	<0.36	<0.15																		
		2/2/2010	n/a	480	6	<3	3.1	250	<0.3	<4	<7	<7	<6	26000	2.8	2600	<10	<2	<7	<1	8	44000	35	<5	<3.8	<0.14	<0.29	<0.26	<1	<0.5																		
		8/12/2010	n/a	530	5.8	<3	3	330	<0.3	<4	<7	<7	<6	24000	<1	2200	<10	<2	<7	<1	<2	40000	23	<1.6	<3.8	<0.14	<0.29	<0.26	<0.38	<0.5																		
		2/24/2011	n/a	550	5.7	<3	<1	290	<0.3	<4	<7	<7	<6	25000	<1	2000	<10	2.2	<7	<1	<2	40000	12	<1.6	<3.8	<0.14	<0.29	<0.26	<0.38	<0.5																		
		8/30/2011	n/a	480	5.9	<3	<1	280	<0.3	<4	<7	<7	<6	17000	<1	2800	<10	<2	<7	<1	2.1	35000	11	<2	<3.8	<0.14	<0.29	<0.26	<0.38	<0.5																		
		2/23/2012	n/a	500	6.3	<3	<1	400	<0.3	<4	<7	<7	1.4	52000	<1	3200	<10	<2	<7	<1	7.6	37000	8	<2	<2.5	<0.2	<0.5	<0.5	<1	<0.5																		
		8/21/2012	n/a	490	4.4	<3	1.4	320	<0.3	<4	<7	<7	5.9	25000	1	2800	<10	<2	<7	<1	2.2	31000	5	<2	<2.5	<0.2	<0.5	<0.5	<1	<0.5																		
		3/1/2013	n/a	440	5.8	<3	<1	270	<0.3	<4	<7	<7	1.6	23000	<1	2500	<10	2.5	<7	<1	5	31000	1.4	<2	<2.5	<0.2	<0.5	<0.5	<1	<0.5																		
		8/19/2013	n/a	490	7.3	<3	1.5	310	<0.3	<4	<7	<7	2.6	32000	<1	2000	<10	<2	<7	<1	9.8	35000	8.2	<2	<2.5	<0.2	<0.5	<0.5	<1	<0.5																		
		2/21/2014	n/a	380	12	<3	3.3	300	0.37	<4	<7	<7	1.6	19000	1.4	2500	<10	<2	<7	<1	19	43000	15	<2.2	<0.63	<0.12	<0.28	<0.17	<0.27	<0.21																		
		8/26/2014	n/a	530	5.9	<3	<1	300	<0.3	<4	<7	<7	<1	28000	<1	3000	<10	<2	<7	<1	5.7	39000	6.9	<2.2	<0.63	<0.12	<0.28	<0.17	<0.27	<0.21																		
		3/17/2015	n/a	630	7	<3	0.95	370	<0.3	<4	<7	<7	1.9	34000	<0.5	3200	<10	<2	<7	<0.5	16	59000	14	<2.2	<0.63	<0.12	<0.28	<0.17	<0.27	<0.21																		
		8/13/2015	n/a	450	5.6	<3	0.9	330	<0.3	<4	<7	<7	1.4	21000	<0.5	3200	<10	<2	<7	<0.5	9.6	41000	12	<5.5	<0.49	<0.054	<0.11	<0.12	<0.33	<0.27																		
		2/16/2016	n/a	440	8.8	<3	1.7	270	<0.3	<4	<7	<7	1.5	28000	<0.5	5100	<10	<2	<7	<0.5	<2	16000	2.2	<5.5	<0.49	<0.054	<0.11	<0.12	<0.33	<0.27																		
		2/14/2017	n/a	470	7.5	<3	2.2	350	<0.3	<4	<7	<7	1.5	21000	<0.5	2300	<10	<2	<7	<0.5	<4	35000	8.1	<5.5	<0.49	<0.054	<0.11	<0.12	<0.33	<0.27																		
		8/21/2017	n/a	450	5.7	<3	1.7	290	<0.3	<4	<7	<7	2.1	26000	<0.5	3200	<10	<2	<7	<0.5	<4	33000	3.2	<5.5	<0.49	<0.054	<0.11	<0.12	<0.33	<0.27																		
		2/6/2018	n/a	450	4.8	<3	1.6	260	<0.3	<4	<7	<7	2.1	9100	<0.5	2400	<10	<2	<7	<0.5	<4	38000	2	<5.5	<0.49	<0.054	<0.11	<0.12	<0.33	<0.27																		
		8/8/2018	n/a	420	4.9	<5	1.7	300	0.65	<4	<10	<10	4.4	21000	<0.5	3700	<10	<2	<7	<0.5	<10	29000	7.1	<6.7	<3.2	<0.7	<2.5	<1.1	<4.6	<1.7																		
		2/26/2019	n/a	390	6.5	<5	1	280	<0.5	<4	<10	<10	1.5	7300	<0.5	2700	<10	<2	<7	<0.5	<10	47000	6	<6.7	<3.2	<0.7	<2.5	<1.1	<4.6	<1.7																		
		8/15/2019	n/a	430	7.5	<5	1.6	320	<0.5	<4	<10	<10	2.4	21000	<0.5	2800	<10	<2	<7	<0.5	<10	39000	2.6	<6.7	<3.2	<0.7	<2.5	<1.1	<4.6	<1.7																		
		2/20/2020	n/a	380	9.7	<5	4.9	350	<0.5	<4	<10	<10	1.6																																			

City of Little Rock
Historical Database

			Chlorobenzene (ug/l)	Chloroethane (ug/l)	Chloroform (ug/l)	Dibromochloromethane (ug/l)	DIBCP (ug/l)	1,2-Dibromoethane (ug/l)	1,2-Dichlorobenzene (ug/l)	1,4-Dichlorobenzene (ug/l)	1,4-DCCl ₂ (ug/l)	1,1-Dichloroethane (ug/l)	1,2-Dichloroethane (ug/l)	1,1-Dichloroethene (ug/l)	cis-1,2-Dichloroethene (ug/l)	trans-1,2-Dichloroethene (ug/l)	1,2-Dichloropropane (ug/l)	cis-1,3-Dichloropropene (ug/l)	trans-1,3-Dichloropropene (ug/l)	Ethylbenzene (ug/l)	2-Hexanene (ug/l)	Methyl Bromide (ug/l)	Methylene chloride (ug/l)	Dibromomethane (ug/l)	Dichloromethane (ug/l)	2-Butanone (MEK) (ug/l)	Isodmethane (ug/l)	4-Methyl-2-pentanone (ug/l)	Styrene (ug/l)
GCS-4	u	4/15/1997	0.3	0.6	<0.21	<0.16	<0.56	<0.1	<0.15	0.4	<0.17	1.1	0.1	<0.75	<0.16	<0.19	<0.15	<0.2	<0.28	1	15	0.1	0.3	<0.3	23	532	<0.48	12.2	<0.11
		10/28/1997	<0.09	0.6	<0.21	<0.16	<0.1	<0.05	<0.15	<0.05	<0.17	0.8	<0.19	<0.75	<0.16	<0.19	<0.15	<0.2	<0.28	0.1	<0.12	<0.66	<1.44	<0.3	<0.19	<0.23	<0.27	<0.23	<0.11
		4/30/1998	<0.1	0.55	<0.2	<0.03	<0.04	<0.02	<0.02	<0.2	<0.2	1.27	<0.02	<0.1	0.05	<0.03	<0.02	<0.01	<0.03	<0.01	<0.3	<0.7	<1.5	<0.03	<0.2	<0.4	<0.5	0.28	<0.002
		5/25/1999	<0.011	<1.21	<0.2	<0.032	<0.04	<0.012	<0.013	<0.11	<0.17	<0.057	<0.012	<0.087	<0.056	<0.054	<0.017	<0.008	<0.025	<0.006	<0.28	<0.66	<1.44	<0.027	<0.11	<0.37	<0.48	<0.23	<0.005
		5/16/2000	<0.1	<1.2	<0.2	<0.04	<0.04	<0.02	<0.02	<0.01	<0.2	<0.06	<0.02	<0.1	<0.06	<0.06	<0.02	<0.01	<0.03	<0.01	<0.3	<0.7	<1.5	<0.03	<0.2	<0.4	<0.5	<0.2	<0.02
		8/14/2001	<2.97	<1.5	<2.72	<1.99	<1.44	<1.98	<3.45	<3.36	<3.63	<2.57	<2.73	<2.75	<2.55	<2.55	<2.85	<2.53	<2.74	<2.71	<2.39	<1.73	<6.23	<1.84	<4.07	<9.2	<3.04	<3.42	<5.71
		2/6/2002	<2.97	<1.5	<2.72	<1.99	<0.2	<0.05	<3.45	<3.36	<3.63	<2.57	<2.73	<2.75	<2.55	<2.55	<2.85	<2.53	<2.74	<2.71	<2.39	<1.73	<6.23	<1.84	<4.07	<9.2	<3.04	<3.42	<5.71
		8/13/2002	<2.97	<1.5	<2.72	<1.99	<0.2	<0.05	<3.45	<3.36	<3.63	<2.57	<2.73	<2.75	<2.55	<2.55	<2.85	<2.53	<2.74	<2.71	<2.39	<1.73	<6.23	<1.84	<4.07	<9.2	<3.04	<3.42	<5.71
		2/4/2003	<0.31	<1.24	<0.62	<0.99	<0.18	<0.05	<0.44	<0.71	<1.4	<1.02	<0.59	<0.5	<0.49	<0.66	<0.75	<1.29	<1.15	<0.35	<1.06	<1.04	<0.68	<0.93	<2.22	<1.04	<0.92	<0.51	<0.43
		8/7/2003	<0.31	<1.24	<0.62	<0.99	<0.18	<0.05	<0.44	<0.71	<1.4	<1.02	<0.59	<0.5	<0.49	<0.66	<0.75	<1.29	<1.15	<0.35	<1.06	<1.04	<0.68	<0.93	<2.22	<1.04	<0.92	<0.51	<0.43
		2/10/2004	<0.31	<1.24	<0.62	<0.99	<0.18	<0.05	<0.44	<0.71	<1.4	<1.02	<0.59	<0.5	<0.49	<0.66	<0.75	<1.29	<1.15	<0.35	<1.06	<1.04	<0.68	<0.93	<2.22	<1.04	<0.92	<0.51	<0.43
		8/20/2004	<0.31	<1.24	<0.62	<0.99	<0.18	<0.05	<0.44	<0.71	<1.4	<1.02	<0.59	<0.5	<0.49	<0.66	<0.75	<1.29	<1.15	<0.35	<1.06	<1.04	<0.68	<0.93	<2.22	<1.04	<0.92	<0.51	<0.43
		10/17/2005	<0.31	<1.24	<0.62	<0.99	<0.18	<0.05	<0.44	<0.71	<1.4	<1.02	<0.59	<0.5	<0.49	<0.66	<0.75	<1.29	<1.15	<0.35	<1.06	<1.04	<0.68	<0.93	<2.22	<1.04	<0.92	<0.51	<0.43
		3/31/2006	<0.31	<1.24	<0.62	<0.99	<0.18	<0.05	<0.44	<0.71	<1.4	<1.02	<0.59	<0.5	<0.49	<0.66	<0.75	<1.29	<1.15	<0.35	<1.06	<1.04	<0.68	<0.93	<2.22	<1.04	<0.92	<0.51	<0.43
		8/9/2006	0.62	<0.33	<0.25	<0.21	<0.69	<0.25	<0.8	<0.8	<1.2	0.62	<0.7	<0.38	1.2	<0.19	<0.27	<0.19	<0.13	<0.5	<0.53	<0.26	<0.14	<0.25	<0.21	<1.3	<0.29	<0.5	<0.15
		2/13/2007	<0.45	1.6	<0.25	<0.21	<0.69	<0.25	<0.8	<0.8	<1.2	0.9	<0.7	<0.38	0.8	<0.19	<0.27	<0.19	<0.13	<0.5	<0.53	<0.26	<0.14	<0.25	<0.21	<1.3	<0.29	<0.5	<0.15
		8/14/2007	<0.45	<0.33	<0.25	<0.21	<0.69	<0.25	<0.8	<0.8	<1.2	<0.38	<0.7	<0.38	0.4	<0.19	<0.27	<0.19	<0.13	<0.5	<0.53	<0.36	<0.14	<0.36	<1	<1.3	<0.29	<0.5	<0.15
		3/6/2008	<0.45	0.5	<0.25	<0.21	<0.69	<0.25	<0.8	<2	1.2	0.4	<0.7	<0.38	0.7	<0.19	<0.27	<0.19	<0.13	<0.5	<0.53	<0.36	<0.14	<0.36	<1	<1.3	<0.29	<0.5	<0.15
		8/8/2008	<0.45	<0.21	<0.25	<0.19	<0.5	<0.2	<0.8	<0.8	<1.7	<0.38	<0.7	<0.16	0.98	<0.19	<0.13	<0.19	<0.13	<0.5	<0.53	<0.49	<0.16	<0.2	<1	<1.3	<0.29	<0.5	<0.15
		1/30/2009	<0.45	0.42	<0.25	<0.19	<0.5	<0.2	<0.8	<0.8	<1.7	0.49	<0.7	<0.16	1.2	<0.19	<0.13	<0.19	<0.13	<0.5	<0.53	<0.49	<0.16	<0.2	<1	<1.3	<0.29	<0.5	<0.15
		8/11/2009	<0.45	<0.21	<0.25	<0.19	<0.5	<0.2	<0.8	<0.8	<1.7	0.2	<0.7	<0.16	0.29	<0.19	<0.13	<0.19	<0.13	<0.5	<0.53	<0.49	<0.16	<0.2	<1	<1.3	<0.29	<0.5	<0.15
		2/2/2010	<0.2	<0.26	<0.21	<0.26	<0.52	<0.31	<0.8	<0.8	<1.7	<0.2	<0.56	<0.19	<0.29	<0.27	<0.45	<0.19	<0.32	<0.12	<1.3	<0.49	<0.32	<0.3	<1	<1.9	<0.29	<0.9	<0.21
		8/12/2010	<0.2	<0.26	<0.21	<0.21	<0.31	<0.19	0.28	<1.7	<0.2	<0.2	<0.19	<0.29	<0.27	<0.45	<0.19	<0.32	<0.12	<0.29	<0.49	<0.32	<0.3	<0.59	<1.9	<0.29	<0.9	<0.21	
		2/24/2011	<0.2	<0.26	<0.21	<0.21	<0.31	<0.19	<0.8	<1.7	<0.2	<0.2	<0.19	<0.29	<0.27	<0.45	<0.19	<0.32	<0.12	<0.29	<0.49	<0.32	<0.3	<0.59	<1.9	<0.29	<0.9	<0.21	
		8/30/2011	<0.2	<0.26	<0.21	<0.21	<0.31	<0.19	<0.8	<1.7	0.23	<0.2	<0.19	<0.29	<0.27	<0.45	<0.19	<0.32	<0.12	<0.29	<0.49	<0.32	<0.3	<0.59	<1.9	<0.29	<0.9	<0.21	
		2/23/2012	<0.2	<1	<0.5	<0.5	<0.5	<0.5	<0.5	<1	<0.5	<0.2	<0.5	<0.5	<0.5	<0.2	<0.5	<0.2	<0.2	<1	<1	<0.5	<0.5	<1	<0.4	<1	<1	<0.2	
		8/21/2012	<0.2	<1	<0.5	<0.5	<0.5	<0.5	<0.5	<1	<0.5	<0.2	<0.5	<0.5	<0.5	<0.2	<0.5	<0.2	<0.2	<1	<1	0.52	<0.5	<1	<0.4	<1	<1	<0.2	
		3/1/2013	<0.2	<1	<0.5	<0.5	<0.5	<0.5	<0.5	<1	<0.5	<0.2	<0.5	<0.5	<0.5	<0.2	<0.5	<0.2	<0.2	<1	<1	<0.5	<0.5	<1	<0.4	<1	<1	<0.2	
		8/19/2013	<0.2	<1	<0.5	<0.5	<0.5	<0.5	<0.5	<1	<0.5	<0.2	<0.5	<0.5	<0.5	<0.2	<0.5	<0.2	<0.2	<1	<1	<0.5	<0.5	<1	<0.4	<1	<1	<0.2	
		2/21/2014	<0.11	<0.35	<0.16	<0.11	<0.34	<0.2	<0.17	<0.19	<2	<0.15	<0.21	<0.24	<0.17	<0.2	<0.19	<0.14	<0.2	<0.12	<0.74	<0.16	<0.5	<0.23	<0.25	<0.63	<0.2	<0.34	<0.11
		8/26/2014	<0.11	<0.35	<0.16	<0.11	<0.34	<0.2	<0.17	<0.19	<2	<0.15	<0.21	<0.24	<0.17	<0.2	<0.19	<0.14	<0.2	<0.12	<0.74	<0.16	<0.5	<0.23	<0.25	<0.63	<0.2	<0.34	<0.11
		3/17/2015	<0.11	<0.35	<0.16	<0.11	<0.34	<0.2	<0.17	<0.19	<2	<0.15	<0.21	<0.24	<0.17	<0.2	<0.19	<0.14	<0.2	<0.12	<0.74	<0.16	<0.5	<0.23	<0.25	<0.63	<0.2	<0.34	<0.11
		8/13/2015	<0.087	<0.22	<0.082	<0.12	<0.31	<0.18	<0.093	<0.12	<0.5	<0.076	<0.086	<0.21	<0.13	<0.17	<0.15	<0.15	<0.27	<0.057	<0.51	<0.11	<0.38	<0.13	<0.26	<0.69	<0.41	<4.1	<0.15
		2/16/2016	<0.087	<0.22	<0.082	<0.12	<0.31	<0.18	<0.093	<0.12	<0.5	<0.076	<0.086	<0.21	<0.13	<0.17	<0.15	<0.15	<0.27	<0.057	<0.51	<0.11	<0.38	<0.13	<0.26	<0.69	<0.41	<4.1	<0.15
		2/14/2017	<0.087	<0.22	<0.082	<0.12	<0.31	<0.18	<0.093	<0.12	<0.5	<0.076	<0.086	<0.21	<0.13	<0.17	<0.15	<0.15	<0.27										

City of Little Rock
Historical Database

GCS-4	u	1,1,1,2-Tetrachloroethane (ug/l)		Tetrachloroethane (ug/l)	Toluene (ug/l)		1,1,1-Trichloroethane (ug/l)	1,1,2-Trichloroethane (ug/l)	Trichloroethane (ug/l)	Trichlorobromomethane (ug/l)	1,1,2-Trichloropropane (ug/l)	Vinyl Acetate (ug/l)	Vinyl Chloride (ug/l)	P/H(SU)	1,1,2,2-Tetrachloroethane (ug/l)	1,2-Dibromo-3-chloropropane (ug/l)	Acetonitrile (ug/l)	1,4-Dichlorobutane (ug/l)	Vanadium Total (ug/l)	Xylenes Total(ug/l)	2-Methyl-2-propanol(mg/l)	Mercury Total (mg/l)	Sulfide (mg/l)	Tin Total (mg/l)	Dibromochloromethane (Surf) (ug/L)	Toluene-d8 (Surf) (ug/L)	4-Bromochlorobenzene (Surf) (ug/L)	1,4-DCBst (ug/L)	Bromoform (ug/L)	Bromomethane (ug/L)	Chloromethane (ug/L)
		<0.12	<0.32	0.1	9.7	0.1	<0.19	0.1	<0.09	<0.18	<1	<1.18	n/a	n/a	n/a	<40	2.9	n/a	n/a	n/a	n/a	n/a	n/a	n/a	n/a	n/a	n/a	n/a	<0.3	n/a	n/a
	4/15/1997	<0.12	<0.32	<0.13	<0.05	<0.07	<0.19	<0.13	<0.09	<0.18	<1	<1.18	n/a	n/a	n/a	n/a	n/a	<40	0.4	n/a	n/a	n/a	n/a	n/a	n/a	n/a	n/a	<0.3	n/a	n/a	
	10/28/1997	<0.12	<0.32	<0.1	<0.02	<0.1	<0.13	<0.09	<0.18	<1	<1.18	n/a	n/a	n/a	n/a	n/a	n/a	<40	<0.04	n/a	n/a	n/a	n/a	n/a	n/a	n/a	n/a	<0.03	n/a	n/a	
	4/30/1998	<0.1	<0.03	<0.1	<0.02	<0.1	<0.1	<0.1	<0.03	<1	<1.5	n/a	n/a	n/a	n/a	n/a	n/a	<40	<0.02	n/a	n/a	n/a	n/a	n/a	n/a	n/a	n/a	<0.03	n/a	n/a	
	5/25/1999	<0.057	<0.022	<0.061	<0.012	<0.015	<0.1	<0.028	<0.09	<0.029	<1	<1.18	n/a	n/a	n/a	n/a	n/a	<40	<0.02	n/a	n/a	n/a	n/a	n/a	n/a	n/a	n/a	<0.029	n/a	n/a	
	5/16/2000	<0.1	<0.03	<0.1	<0.1	<0.02	<0.1	<0.1	<0.09	<0.03	<1	<1.2	n/a	n/a	n/a	n/a	n/a	<40	<0.02	n/a	n/a	n/a	n/a	n/a	n/a	n/a	n/a	<0.03	n/a	n/a	
	8/14/2001	<1.5	<3.43	<3.06	<2.09	<2.38	<2.71	<2.96	<1.79	<0.84	<2.54	<1.25	n/a	n/a	n/a	n/a	n/a	100	<2.65	n/a	n/a	n/a	n/a	n/a	n/a	n/a	n/a	<2.73	n/a	n/a	
	2/6/2002	<1.5	<3.43	<3.06	<2.09	<2.38	<2.71	<2.96	<1.79	<0.84	<2.54	<1.25	n/a	n/a	n/a	n/a	n/a	<10	<2.65	n/a	n/a	n/a	n/a	n/a	n/a	n/a	n/a	<2.73	n/a	n/a	
	8/13/2002	<1.5	<3.43	<3.06	<2.09	<2.38	<2.71	<2.96	<1.79	<0.84	<2.54	<1.25	6.05	n/a	n/a	n/a	n/a	<10	<2.65	n/a	n/a	n/a	n/a	n/a	n/a	n/a	n/a	<2.73	n/a	n/a	
	2/4/2003	<0.72	<1.99	<0.51	<0.47	<0.14	<1.05	<0.77	<0.79	<1.47	<0.78	<0.81	6.16	n/a	n/a	n/a	n/a	<10	<0.75	n/a	n/a	n/a	n/a	n/a	n/a	n/a	n/a	<2.53	n/a	n/a	
	8/7/2003	<0.72	<1.99	<0.51	<0.47	<0.14	<1.05	<0.77	<0.79	<1.47	<0.78	<0.81	6.16	n/a	n/a	n/a	n/a	<10	<0.75	n/a	n/a	n/a	n/a	n/a	n/a	n/a	n/a	<2.53	n/a	n/a	
	2/10/2004	<0.72	<1.99	<0.51	<0.47	<0.14	<1.05	<0.77	<0.79	<1.47	<0.78	<0.81	6.31	n/a	n/a	n/a	n/a	<10	<0.75	n/a	n/a	n/a	n/a	n/a	n/a	n/a	n/a	<2.53	n/a	n/a	
	8/20/2004	<0.72	<1.99	<0.51	<0.47	<0.14	<1.05	<0.77	<0.79	<1.47	<0.78	<0.81	5.97	n/a	n/a	n/a	n/a	<4	<0.75	n/a	n/a	n/a	n/a	n/a	n/a	n/a	n/a	<2.53	n/a	n/a	
	10/17/2005	<0.72	<1.99	<0.51	<0.47	<0.14	<1.05	<0.77	<0.79	<1.47	<0.78	<0.81	n/a	n/a	n/a	n/a	n/a	<4	<0.75	n/a	n/a	n/a	n/a	n/a	n/a	n/a	n/a	<2.53	n/a	n/a	
	3/31/2006	<0.72	<1.99	<0.51	<0.47	<0.14	<1.05	<0.77	<0.79	<1.47	<0.78	<0.81	6.09	n/a	n/a	n/a	n/a	<4	<0.75	n/a	n/a	n/a	n/a	n/a	n/a	n/a	n/a	<2.53	n/a	n/a	
	8/9/2006	<0.18	<0.16	<0.5	<0.5	<0.22	<0.22	<0.57	<0.21	<0.34	<0.34	1.1	6.07	n/a	n/a	n/a	n/a	<8	<0.7	n/a	n/a	n/a	n/a	n/a	n/a	n/a	n/a	<0.14	n/a	n/a	
	2/13/2007	<0.18	<0.16	<0.5	<0.5	<0.22	<0.22	<0.57	<0.21	<0.34	<0.34	1.1	6.09	n/a	n/a	n/a	n/a	<8	<0.7	n/a	n/a	n/a	n/a	n/a	n/a	n/a	n/a	<0.14	n/a	n/a	
	8/14/2007	<0.18	<0.16	<0.5	<0.5	<0.22	<0.22	<0.57	<0.21	<0.34	<0.34	0.26	6.37	n/a	n/a	n/a	n/a	<8	<0.7	n/a	n/a	n/a	n/a	n/a	n/a	n/a	n/a	<0.14	n/a	n/a	
	3/6/2008	<0.18	<0.16	<0.5	<0.5	<0.22	<0.22	<0.57	<0.21	<0.34	<0.34	0.8	6.7	n/a	n/a	n/a	n/a	<8	<0.7	n/a	n/a	n/a	n/a	n/a	n/a	n/a	n/a	<0.14	n/a	n/a	
	8/8/2008	<0.18	<0.16	<0.5	1.1	<0.22	<0.16	<0.22	<0.17	<0.6	<0.45	0.3	n/a	n/a	n/a	n/a	n/a	<8	<0.7	n/a	n/a	n/a	n/a	n/a	n/a	n/a	n/a	<0.14	n/a	n/a	
	1/30/2009	<0.18	<0.16	<0.5	0.52	<0.22	<0.16	<0.22	<0.17	<0.6	<0.45	1.1	6.2	n/a	n/a	n/a	n/a	<8	<0.7	n/a	n/a	n/a	n/a	n/a	n/a	n/a	n/a	<0.14	n/a	n/a	
	8/11/2009	<0.18	<0.16	<0.5	<0.5	<0.22	<0.16	<0.22	<0.17	<0.6	<0.45	0.37	6.3	n/a	n/a	n/a	n/a	<8	<0.7	n/a	n/a	n/a	n/a	n/a	n/a	n/a	n/a	<0.14	n/a	n/a	
	2/2/2010	<0.32	<0.51	<0.34	<0.5	<0.26	<0.29	<0.29	<0.22	<0.6	<0.45	<0.34	6.4	n/a	n/a	n/a	n/a	<8	<0.43	n/a	n/a	n/a	n/a	n/a	n/a	n/a	n/a	<0.24	n/a	n/a	
	8/12/2010	<0.32	<0.17	<0.34	<0.19	<0.26	<0.29	<0.29	<0.22	<0.48	<0.45	<0.34	6.5	n/a	n/a	n/a	n/a	<8	<0.43	n/a	n/a	n/a	n/a	n/a	n/a	n/a	n/a	<0.24	n/a	n/a	
	2/4/2011	<0.32	<0.17	<0.34	<0.19	<0.26	<0.29	<0.29	<0.22	<0.48	<0.45	<0.34	6.5	n/a	n/a	n/a	n/a	<8	<0.43	n/a	n/a	n/a	n/a	n/a	n/a	n/a	n/a	<0.24	n/a	n/a	
	8/30/2011	<0.32	<0.17	<0.34	<0.19	<0.26	<0.29	<0.29	<0.22	<0.48	<0.45	0.46	6.5	n/a	n/a	n/a	n/a	<8	<0.43	n/a	n/a	n/a	n/a	n/a	n/a	n/a	n/a	<0.24	n/a	n/a	
	2/23/2012	<0.5	<0.5	<1	<0.2	<0.2	<0.5	<0.5	<0.5	<0.2	<0.4	<0.5	6.18	n/a	n/a	n/a	n/a	<8	<0.4	n/a	n/a	n/a	n/a	n/a	n/a	n/a	n/a	<0.5	n/a	n/a	
	8/21/2012	<0.5	<0.5	<1	<0.2	<0.2	<0.5	<0.5	<0.5	<0.2	<0.4	<0.5	5.97	n/a	n/a	n/a	n/a	<8	<0.4	n/a	n/a	n/a	n/a	n/a	n/a	n/a	n/a	<0.5	n/a	n/a	
	3/1/2013	<0.5	<0.5	<1	1.2	<0.2	<0.5	<0.5	<0.5	<0.2	<0.4	<0.5	6.23	n/a	n/a	n/a	n/a	<8	<0.4	n/a	n/a	n/a	n/a	n/a	n/a	n/a	n/a	<0.5	n/a	n/a	
	8/19/2013	<0.5	<0.5	<1	<0.2	<0.2	<0.5	<0.5	<0.5	<0.2	<0.4	<0.5	6.22	n/a	n/a	n/a	n/a	<8	<0.87	n/a	n/a	n/a	n/a	n/a	n/a	n/a	n/a	<0.26	n/a	n/a	
	2/21/2014	<0.16	<0.2	<0.18	<0.16	<0.13	<0.19	<0.22	<0.14	<0.37	<0.26	<0.47	6.31	n/a	n/a	n/a	n/a	<8	<0.87	n/a	n/a	n/a	n/a	n/a	n/a	n/a	n/a	<0.26	n/a	n/a	
	8/26/2014	<0.16	<0.2	<0.18	<0.16	<0.13	<0.19	<0.22	<0.14	<0.37	<0.26	<0.47	6.31	n/a	n/a	n/a	n/a	<8	<0.87	n/a	n/a	n/a	n/a	n/a	n/a	n/a	n/a	<0.26	n/a	n/a	
	3/17/2015	<0.16	<0.2	<0.18	<0.16	<0.13	<0.19	<0.22	<0.14	<0.37	<0.26	<0.47	6.21	n/a	n/a	n/a	n/a	<8	<0.87	n/a	n/a	n/a	n/a	n/a	n/a	n/a	n/a	<0.26	n/a	n/a	
	8/13/2015	<0.076	<0.088	<0.15	<0.076	<0.23	<0.18	<0.087	<0.21	<2.8	<0.18	<0.15	6.27	n/a	n/a	n/a	n/a	<8	<0.28	n/a	n/a	n/a	n/a	n/a	n/a	n/a	n/a	<0.11	n/a	n/a	
	2/16/2016	<0.076	<0.088	<0.15	<0.076	<0.23	<0.18	<0.087	<0.21	<2.8	<0.18	<0.15	6.27	n/a	n/a	n/a	n/a	<8	<0.28	n/a	n/a	n/a	n/a	n/a	n/a	n/a	n/a	<0.11	n/a	n/a	
	2/14/2017	<0.076	<0.088	<0.15	<0.076	<0.23	<0.18	<0.087	<0.21	<2.8	<0.18	<0.15	6.57	n/a	n/a	n/a	n/a	<8	<0.28	n/a	n/a	n/a	n/a	n/a	n/a	n/a	n/a	<0.11	n/a	n/a	
	8/21/2017	<0.076	<0.088	<0.15	<0.076	<0.23	<0.18	<0.087	<0.21	<2.8	<0.18	<0.15	6.32	n/a	n/a	n/a	n/a	<8	<0.28	n/a	n/a	n/a	n/a	n/a	n/a	n/a	n/a	<0.11	n/a	n/a	
	2/6/2018	<0.076	<0.088	<0.15	<0.076	<0.23	<0.18	<0.087	<0.21	<2.8	<0.18	<0.15	6.45	n/a	n/a	n/a	n/a	<8	<0.28	n/a	n/a	n/a	n/a	n/a	n/a	n/a	n/a	<0.11	n/a	n/a	
	8/8/2018	<2.1	<0.97	<2.4	<0.84	<1.2	<1.3	<1.5	<2.6	<1.3	<3.9	<0.34	6.39	n/a	n/a	n/a	n/a	<10	<1.5	n/a	n/a	n/a	n/a	n/a	n/a	n/a	n/a	<1.9	n/a	n/a	
	2/26/2019	<2.1	<0.97	<2.4	<0.84	<1.2	<1.3	<1.5	<2.6	<1.3	<3.9	<0.34	6.29	n/a	n/a	n/a	n/a	<10	<1.5	n/a	n/a	n/a	n/a	n/a	n/a	n/a	n/a	<1.9	n/a	n/a	
	8/15/2019	<2.1</																													

City of Little Rock
Historical Database

MW-1A		Trans-1,4-Dichloro-2-butene (ug/L)	Total Dissolved Solids [TDS] (mg/l)	Total Organic Carbon [TOC] (mg/l)	Antimony Total (ug/l)	Arsenic Total (ug/l)	Barium Total (ug/l)	Beryllium Total (ug/l)	Calcium Total (ug/l)	Chromium Total (ug/l)	Cobalt Total (ug/l)	Copper Total (ug/l)	Iron Total (ug/l)	Lead Total (ug/l)	Manganese Total (ug/l)	Nickel Total (ug/l)	Selenium Total (ug/l)	Silver Total (ug/l)	Thallium Total (ug/l)	Zinc Total (ug/l)	Chloride (ug/l)	Sulfate (mg/l)	Acetone (ug/l)	Acrylonitrile (ug/l)	Benzene (ug/l)	Bromochloromethane (ug/l)	Bromodichloromethane (ug/l)	Carbon disulfide (ug/l)	Carbon tetrachloride (ug/l)	
d	5/24/1999	n/a	454	4.26	<3	10	<20	<1	<1	<1	68	<1	727	11	544	<1	<2	<1	<1	204	75500	77.7	2	<0.39	<0.01	<0.057	<0.035	<0.07	<0.039	
	8/4/1999	n/a	440	2.98	<3	<1	<20	<1	<1	<1	22	<1	675	<1	783	<1	<2	<1	<1	21	76200	55.7	<0.4	<0.4	<0.01	<0.06	<0.04	<0.1		
	11/11/1999	n/a	429	1.76	<3	<1	<20	<1	<1	<1	38	<1	584	<1	1030	<1	<2	<5	<1	16	107300	40.71	<0.4	<0.4	0.09	<0.06	<0.04	0.1		
	2/15/2000	n/a	478	1.17	<3	<1	<20	<1	<1	<1	<1	<5	515	<1	1010	<1	<2	<5	<1	22	6010	116	<0.4	<0.4	<0.01	<0.06	<0.04	<0.07		
	5/16/2000	n/a	471	1.24	<3	<1	<20	<1	<1	<1	<1	<5	133	<1	635	<1	<2	<5	<1	<5	105000	14	<0.4	<0.4	<0.01	<0.06	<0.04	<0.07		
	8/9/2000	n/a	471	1.24	<3	<1	<20	<1	<1	<1	<1	<5	133	<1	635	<1	<2	<5	<1	<5	105000	14	<0.4	<0.4	<0.01	<0.06	<0.04	<0.07		
	12/18/2000	n/a	480.5	1.64	<3	<1	<20	<1	<1	<5	<1	<5	78	<1	654	<1	<2	<5	<1	<5	94000	16.4	<0.4	<0.4	<0.01	<0.06	<0.04	<0.07		
	2/19/2001	n/a	479	1.6	<3	<1	<20	<1	<1	<5	<1	<5	131	<1	669	<1	<2	<5	<1	<5	93600	18.4	<0.1	<0.4	<0.01	<0.06	<0.04	<0.07		
	8/14/2001	n/a	502	0.86	<1	<2	138	<0.5	<0.5	<5	<10	<5	240	<10	610	<15	<2	<5	<1	<5	<100	18.725	<3.72	<9.52	<2.44	<2.74	<1.88	<6.61	<3.09	
	2/6/2002	n/a	458	0.826	<2	<2	95	<1	<1	<1	<5	<3	664	<2	786	<2	<4	<1	<1	8	95000	18.271	<3.72	<9.52	<2.44	<2.74	<1.88	<6.61	<3.09	
	8/13/2002	n/a	535	0.753	<2	<2	52	<1	<1	<1	<5	<3	314	<2	472	<2	3	<4	<1	<1	56	90000	21.506	<3.72	<9.52	<2.44	<2.74	<1.88	<6.61	<3.09
	2/4/2003	n/a	498	0.699	<2	6	90	<1	<1	3	<5	<3	1030	<2	536	<2	<4	<1	<1	34	90000	19.505	<3.72	<9.52	<2.44	<2.74	<1.88	<6.61	<3.09	
	8/7/2003	n/a	536	0.757	<2	<2	90	<1	<1	<1	<5	<3	1069	<2	395	<2	<4	<1	<1	11	90000	21.265	<1.32	<3.94	<0.43	<0.57	<0.55	<0.9	<1.84	
	2/10/2004	n/a	532	0.577	<2	<2	119	<1	<1	<5	<3	<3	1427	<2	415	<2	<4	<1	<1	22	90000	21.437	<1.32	<3.94	<0.43	<0.57	<0.55	<0.9	<1.84	
	8/20/2004	n/a	495	0.537	<1	<9	187	<1	<1	<5	<1	<5	1910	<2	383	<1	<4	<1	<6	23	90000	21.303	<1.32	<3.94	<0.43	<0.57	<0.55	<0.9	<1.84	
	3/2/2005	n/a	508	0.898	<1	<9	108	<1	<1	<5	<1	<5	944	<2	222	<1	<4	<1	<6	<1	85000	23.813	<1.32	<3.94	<0.43	<0.57	<0.55	<0.9	<1.84	
	8/22/2005	n/a	472	0.618	<1	<9	91	<1	<1	1	<5	1	530	<2	298	<1	<4	<1	6	1	80000	24.142	<1.32	<3.94	<0.43	<0.57	<0.55	<0.9	<1.84	
	3/31/2006	n/a	478	0.899	<1	<9	102	<1	<1	<1	<5	<1	864	<2	220	<1	<4	<1	<6	14	90000	24.569	<1.32	<3.94	<0.43	<0.57	<0.55	<0.9	<1.84	
	8/4/2006	n/a	500	1.7	<3	<1	96	<0.3	<4	<7	<7	<6	770	<1	220	<10	<2	2.6	<7	10	92000	28	<5	<1.6	<0.24	<0.26	<0.21	<0.36	<0.22	
	2/13/2007	n/a	470	<1	<3	<1	79	<0.3	<4	<7	<7	<6	420	2.8	98	<10	<2	<7	<1	11	92000	29	<5	<1.6	<0.24	<0.26	<0.21	<0.36	<0.22	
	8/14/2007	n/a	460	<1	<3	2.6	96	<0.3	<4	<7	<7	<6	890	<1	230	<10	<2	<7	<1	12	88000	26	<5	<1.6	<0.24	<0.26	<0.21	<0.36	<0.22	
	3/6/2008	n/a	440	1.1	<3	1.8	91	<0.3	<4	<7	<7	<6	840	<1	170	<10	<2	<7	<1	15	93000	26	<5	<1.6	<0.24	<0.26	<0.21	<0.36	<0.22	
	8/6/2008	n/a	440	1	3.6	3.1	90	<0.3	<4	<7	<7	2.3	570	<1	220	<10	<2	<7	1.1	12	95000	35	<5	<1.9	<0.24	<0.2	<0.24	<0.36	<0.15	
	1/30/2009	n/a	500	<1	3.1	3.7	91	<0.3	<4	<7	<7	<1	760	<1	210	<10	<2	6.8	<7	2	3.4	95000	32	<5	<1.9	<0.24	<0.2	<0.24	<0.36	<0.15
	8/11/2009	n/a	900	1	<3	1.3	78	<0.3	<4	<7	<7	3.1	54	<1	68	<10	<2	<7	2.2	3.9	87000	29	<5	<1.9	<0.24	<0.2	<0.24	<0.36	<0.15	
	2/2/2010	n/a	480	<1	<3	2.1	85	<0.3	<4	<7	<7	<1	390	<1	150	<10	<2	<7	<1	<2	99000	29	<5	<3.8	<0.14	<0.29	<0.26	<0.1	<0.5	
	8/12/2010	n/a	540	1	<3	2	78	<0.3	<4	<7	<7	2.7	230	<1	64	<10	<2	<7	<1	<2	83000	32	<1.6	<3.8	<0.14	<0.29	<0.26	<0.38	<0.5	
	2/24/2011	n/a	490	<1	<3	2.4	82	<0.3	<4	<7	<7	<6	390	<1	180	<10	<2	<7	<1	<2	92000	29	<1.6	<3.8	<0.14	<0.29	<0.26	<0.38	<0.5	
	8/30/2011	n/a	530	<1	<3	2.8	72	<0.3	<4	<7	<7	1.6	340	<1	69	<10	<2	<7	<1	<2	91000	26	<2	<3.8	<0.14	<0.29	<0.26	<0.38	<0.5	
	2/23/2012	n/a	460	<1	<3	2.3	100	<0.3	<4	<7	<7	2.2	1100	<1	210	<10	<2	<7	<1	4.4	89000	26	<2	<2.5	<0.2	<0.5	<0.5	<1	<0.5	
	8/21/2012	n/a	480	<1	<3	2.6	99	<0.3	<4	<7	<7	12	1200	<1	220	<10	<2	<7	<1	2.4	85000	25	<2	<2.5	<0.2	<0.5	<0.5	<1	<0.5	
	3/1/2013	n/a	490	<1	<3	2	100	<0.3	<4	<7	<7	11	1200	<1	170	<10	<2	<7	<1	1.1	90000	20	<2	<2.5	<0.2	<0.5	<0.5	<1	<0.5	
	8/19/2013	n/a	480	2.4	5.2	2.4	94	<0.3	<4	<7	<7	12	1200	<1	160	<10	<2	<7	<1	1.4	86000	19	<2	<2.5	<0.2	<0.5	<0.5	<1	<0.5	
	2/21/2014	n/a	480	1.3	<3	1.7	100	<0.3	<4	<7	<7	2.3	1200	<1	150	<10	<2	<7	<1	1.7	87000	16	<2.2	<0.63	<0.12	<0.28	<0.17	<0.27	<0.21	
	8/26/2014	n/a	470	<1	<3	1.9	120	<0.3	<4	<7	<7	3.8	1100	<1	150	<10	<2	<7	<1	4.7	81000	16	<2.2	<0.63	<0.12	<0.28	<0.17	<0.27	<0.21	
	3/17/2015	n/a	390	<1	<3	1.8	63	<0.3	<4	<7	<7	4.8	420	<0.5	42	<10	<2	<7	<0.5	8.5	84000	19	<2.2	<0.63	<0.12	<0.28	<0.17	<0.27	<0.21	
	8/13/2015	n/a	470	<1	<3	2	110	<0.3	<4	<7	<7	4	1100	<0.5	160	<10	<2	<7	<0.5	8.1	94000	22	<5.5	<0.49	<0.054	<0.11	<0.12	<0.33	<0.27	
	2/16/2016	n/a	450	3.4	<3	1.8	92	<0.3	<4	<7	<7	4.1	500	<0.5	71	<10	<2	<7	<0.5	<2	76000	18	<5.5	<0.49	<0.054	<0.11	<0.12	<0.33	<0.27	
	8/9/2016	n/a	510	<1	<3	1.7	120	<0.3	<4	<7	<7	3.5	700	<0.5	160	<10	<2	<7	<0.5	<2	87000	16	<5.5	<0.49	<0.054	<0.11	<0.12	<0.33	<0.27	
	2/14/2017	n/a	440	<1	<3	1.8	110	<0.3	<4	<7	<7	4.9	770	<0.5	130	<10	<2	<7	<0.5	<4	89000	18	<5.5	<0.49	<0.054	<0.11	<0.12	<0.33	<0.27	
	8/21/2017	n/a	480	<1	<4	4.3	120	<0.3	<4	<7	<7	4.1	1200	<0.5	180	<10	<2	<7	<0.5	<4	94000	17	<5.5	<0.49	<0.054	<0.11	<0.12	<0.33	<0.27	
	2/6/2018	n/a	440	<1	<4	2	120	<0.3	<4	<7	<7	5.6	490	<0.5	150	<10	<2	<7	<0.5	<4	84000	17	<5.5	<0.49	<0.054	<0.11	<0.12	<0.33	<0.27	
	8/8/2018	n/a	470	<1	<5	1.9	110	<0.5	<4	<10	<10	11	810	<0.5	160	<10	<2	<7	<0.5	<10	85000	18	<6.7	<3.2	<0.7	<2.5	<1.1	<4.6	<1.7	
	2/26/2019	n/a	460	<1	<5	1.8	120	<0.5	<4	<10	<10	5.2	750	<0.5	110	<10	<2	<7	<0.5	110	94000	16	<6.7	<3.2	<0.7	<2.5	<1.1	<4.6	<1.7	
	8/15/2019	n/a	460	<1	<5	2.2	110	<0.5	<4	<10	<10	13	930	<0.5	140	<10	<2	<7	<0.5	<10	85000	20	<6.7	<3.2	<					

City of Little Rock
Historical Database

		Chlorobenzene (ug/l)	Chloroethane (ug/l)	Chloroform (ug/l)	Dibromochloromethane (ug/l)	DcCP (ug/l)	1,2-Dibromoethane (ug/l)	1,2-Dichlorobenzene (ug/l)	1,4-Dichlorobenzene (ug/l)	1,4-DC 2B (ug/l)	1,1-Dichloroethane (ug/l)	1,2-Dichloroethane (ug/l)	1,1-Dichloroethene (ug/l)	Cis-1,2-Dichloroethane (ug/l)	Trans 1,2-Dichloroethane (ug/l)	1,2-Dichloropropane (ug/l)	Cis-1,3-Dichloropropane (ug/l)	Trans-1,3-Dichloropropane (ug/l)	Ethylbenzene (ug/l)	2-Hexanone (ug/l)	Methyl Bromide (ug/l)	Methylene chloride (ug/l)	Dibromomethane (ug/l)	Dichloromethane (ug/l)	2-Butanone [MEK1] (ug/l)	Isomethane (ug/l)	4-Methyl-2-pentanone (ug/l)	Styrene (ug/l)	
MW-1A	d	5/24/1999	<0.011	<1.21	<0.2	<0.032	<0.04	<0.012	<0.013	<0.11	<0.17	<0.057	<0.012	<0.087	<0.056	<0.054	<0.017	<0.008	<0.025	<0.006	<0.28	<0.66	<1.44	<0.027	<0.11	<0.37	<0.48	<0.23	<0.013
		8/4/1999	<0.1	<1.2	0.59	<0.04	<0.04	<0.03	<0.01	<0.2	<0.4	<0.06	<0.02	<0.1	<0.06	<0.06	<0.02	<0.01	<0.03	<0.01	<0.3	<0.7	<1.5	<0.03	<0.2	<0.4	<0.5	<0.2	<0.02
		11/11/1999	<0.1	<1.2	0.35	<0.04	<0.04	<0.02	<0.02	<0.01	<0.2	<0.06	<0.02	<0.1	<0.06	<0.06	<0.02	<0.01	<0.03	<0.01	<0.2	<0.7	<1.5	<0.03	<0.2	<0.4	<0.5	<0.2	<0.03
		2/15/2000	<0.1	<1.2	<0.2	<0.04	<0.04	<0.02	<0.02	<0.01	<0.2	<0.06	<0.02	<0.1	<0.06	<0.06	<0.02	<0.01	<0.03	<0.01	<0.3	<0.7	<1.5	<0.03	<0.2	<0.4	<0.5	<0.2	<0.02
		5/16/2000	<0.1	<1.2	<0.2	<0.04	<0.04	<0.02	<0.02	<0.01	<0.2	<0.06	<0.02	<0.1	<0.06	<0.06	<0.02	<0.01	<0.03	<0.01	<0.3	<0.7	<1.5	<0.03	<0.2	<0.4	<0.5	<0.2	<0.02
		8/9/2000	<0.1	<1.2	<0.2	<0.04	<0.04	<0.03	<0.02	<0.01	<0.2	<0.06	<0.06	<0.1	<0.06	<0.06	<0.02	<0.01	<0.03	<0.01	<0.3	<0.7	<1.5	<0.03	<0.2	<0.4	<0.5	<0.2	<0.02
		12/18/2000	<0.1	<1.2	<0.2	<0.04	<0.04	<0.02	<0.02	<0.01	<0.2	<0.06	<0.02	<0.1	<0.06	<0.06	<0.02	<0.01	<0.03	<0.01	<0.3	<0.7	<1.5	<0.03	<0.2	<0.4	<0.5	<0.2	<0.02
		2/19/2001	<0.1	<1.2	<0.2	<0.04	<0.04	<0.02	<0.02	<0.01	<0.2	<0.06	<0.02	<0.1	<0.06	<0.06	<0.02	<0.01	<0.03	<0.01	<0.3	<0.7	<1.5	<0.03	<0.2	<0.4	<0.5	<0.2	<0.02
		8/14/2001	<2.97	<1.5	<2.72	<1.99	<1.44	<1.98	<3.45	<3.36	<3.63	<2.57	<2.73	<2.75	<2.55	<2.55	<2.85	<2.53	<2.74	<2.71	<2.39	<1.73	<6.23	<1.84	<4.07	<9.2	<3.04	<3.42	<5.71
		2/6/2002	<2.97	<1.5	<2.72	<1.99	<1.44	<1.98	<3.45	<3.36	<3.63	<2.57	<2.73	<2.75	<2.55	<2.55	<2.85	<2.53	<2.74	<2.71	<2.39	<1.73	<6.23	<1.84	<4.07	<9.2	<3.04	<3.42	<5.71
		8/13/2002	<2.97	<1.5	<2.72	<1.99	<1.44	<1.98	<3.45	<3.36	<3.63	<2.57	<2.73	<2.75	<2.55	<2.55	<2.85	<2.53	<2.74	<2.71	<2.39	<1.73	<6.23	<1.84	<4.07	<9.2	<3.04	<3.42	<5.71
		2/4/2003	<2.97	<1.5	<2.72	<1.99	<1.44	<1.98	<3.45	<3.36	<3.63	<2.57	<2.73	<2.75	<2.55	<2.55	<2.85	<2.53	<2.74	<2.71	<2.39	<1.73	<6.23	<1.84	<4.07	<9.2	<3.04	<3.42	<5.71
		8/7/2003	<0.31	<1.24	<0.62	<0.99	<0.18	<0.05	<0.44	<0.71	<1.4	<1.02	<0.59	<0.5	<0.49	<0.66	<0.75	<1.29	<1.15	<1.06	<1.04	<2.22	<0.93	<0.68	<1.04	<0.92	<0.51	<0.43	<0.43
		2/10/2004	<0.31	<1.24	<0.62	<0.99	<0.18	<0.05	<0.44	<0.71	<1.4	<1.02	<0.59	<0.5	<0.49	<0.66	<0.75	<1.29	<1.15	<1.06	<1.04	<2.22	<0.93	<0.68	<1.04	<0.92	<0.51	<0.43	<0.43
		8/20/2004	<0.31	<1.24	<0.62	<0.99	<0.18	<0.05	<0.44	<0.71	<1.4	<1.02	<0.59	<0.5	<0.49	<0.66	<0.75	<1.29	<1.15	<1.06	<1.04	<2.22	<0.93	<0.68	<1.04	<0.92	<0.51	<0.43	<0.43
		3/2/2005	<0.31	<1.24	<0.62	<0.99	<0.18	<0.05	<0.44	<0.71	<1.4	<1.02	<0.59	<0.5	<0.49	<0.66	<0.75	<1.29	<1.15	<1.06	<1.04	<2.22	<0.93	<0.68	<1.04	<0.92	<0.51	<0.43	<0.43
		8/22/2005	<0.31	<1.24	<0.62	<0.99	<0.18	<0.05	<0.44	<0.71	<1.4	<1.02	<0.59	<0.5	<0.49	<0.66	<0.75	<1.29	<1.15	<1.06	<1.04	<2.22	<0.93	<0.68	<1.04	<0.92	<0.51	<0.43	<0.43
		3/31/2006	<0.31	<1.24	<0.62	<0.99	<0.18	<0.05	<0.44	<0.71	<1.4	<1.02	<0.59	<0.5	<0.49	<0.66	<0.75	<1.29	<1.15	<1.06	<1.04	<2.22	<0.93	<0.68	<1.04	<0.92	<0.51	<0.43	<0.43
		8/4/2006	<0.45	<0.33	<0.25	<0.69	<0.25	<0.8	<0.8	<1.2	<0.38	<0.7	<0.38	<0.16	<0.19	<0.27	<0.19	<0.13	<0.5	<0.53	<0.26	<0.14	<0.25	<0.21	<1.3	<0.29	<0.5	<0.15	<0.15
		2/13/2007	<0.45	<0.33	<0.25	<0.69	<0.25	<0.8	<0.8	<1.2	<0.38	<0.7	<0.38	<0.16	<0.19	<0.27	<0.19	<0.13	<0.5	<0.53	<0.26	<0.14	<0.25	<0.21	<1.3	<0.29	<0.5	<0.15	<0.15
		8/14/2007	<0.45	<0.33	<0.25	<0.69	<0.25	<0.8	<0.8	<1.2	<0.38	<0.7	<0.38	<0.16	<0.19	<0.27	<0.19	<0.13	<0.5	<0.53	<0.26	<0.14	<0.26	<1	<1.3	<0.29	<0.5	<0.15	<0.15
		3/6/2008	<0.45	<0.33	<0.25	<0.69	<0.25	<0.8	<0.8	<1.2	<0.38	<0.7	<0.38	<0.16	<0.19	<0.27	<0.19	<0.13	<0.5	<0.53	<0.26	<0.14	<0.36	<1	<1.3	<0.29	<0.5	<0.15	<0.15
		8/8/2008	<0.45	<0.21	<0.25	<0.19	<0.5	<0.2	<0.8	<0.8	<1.7	<0.38	<0.7	<0.16	<0.14	<0.19	<0.13	<0.19	<0.13	<0.5	<0.53	<0.49	<0.16	<0.2	<1	<1.3	<0.29	<0.5	<0.15
		1/30/2009	<0.45	<0.21	<0.25	<0.19	<0.5	<0.2	<0.8	<0.8	<1.7	<0.38	<0.7	<0.16	<0.14	<0.19	<0.13	<0.19	<0.13	<0.5	<0.53	<0.49	<0.16	<0.2	<1	<1.3	<0.29	<0.5	<0.15
		8/11/2009	<0.45	<0.21	<0.25	<0.19	<0.5	<0.2	<0.8	<0.8	<1.7	<0.38	<0.7	<0.16	<0.14	<0.19	<0.13	<0.19	<0.13	<0.5	<0.53	<0.49	<0.16	<0.2	<1	<1.3	<0.29	<0.5	<0.15
		2/2/2010	<0.2	<0.26	<0.21	<0.26	<0.52	<0.31	<0.8	<0.8	<1.7	<0.2	<0.56	<0.19	<0.29	<0.27	<0.45	<0.19	<0.32	<0.12	<1.3	<0.49	<0.32	<0.3	<1	<1.9	<0.29	<0.9	<0.21
		8/12/2010	<0.2	<0.26	<0.21	<0.21	<0.31	<0.19	<0.17	<1.7	<0.2	<0.2	<0.19	<0.29	<0.27	<0.45	<0.19	<0.32	<0.12	<0.29	<0.49	<0.32	<0.3	<0.59	<1.9	<0.29	<0.9	<0.21	<0.21
		2/24/2011	<0.2	<0.26	<0.21	<0.21	<0.31	<0.19	<0.17	<1.7	<0.2	<0.2	<0.19	<0.29	<0.27	<0.45	<0.19	<0.32	<0.12	<0.29	<0.49	<0.32	<0.3	<0.59	<1.9	<0.29	<0.9	<0.21	<0.21
		8/30/2011	<0.2	<0.26	<0.21	<0.21	<0.31	<0.19	<0.17	<1.7	<0.2	<0.2	<0.19	<0.29	<0.27	<0.45	<0.19	<0.32	<0.12	<0.29	<0.49	<0.32	<0.3	<0.59	<1.9	<0.29	<0.9	<0.21	<0.21
		2/23/2012	<0.2	<1	<0.5	<0.5	<0.5	<0.5	<0.5	<1	<0.5	<0.2	<0.5	<0.5	<0.5	<0.2	<0.5	<0.2	<0.2	<1	<1	<0.5	<0.5	<1	<0.4	<1	<1	<1	<0.2
		8/12/2012	<0.2	<1	<0.5	<0.5	<0.5	<0.5	<0.5	<1	<0.5	<0.2	<0.5	<0.5	<0.5	<0.2	<0.5	<0.2	<0.2	<1	<1	<0.5	<0.5	<1	<0.4	<1	<1	<1	<0.2
		3/1/2013	<0.2	<1	<0.5	<0.5	<0.5	<0.5	<0.5	<1	<0.5	<0.2	<0.5	<0.5	<0.5	<0.2	<0.5	<0.2	<0.2	<1	<1	<0.5	<0.5	<1	<0.4	<1	<1	<1	<0.2
		8/19/2013	<0.2	<1	<0.5	<0.5	<0.5	<0.5	<0.5	<1	<0.5	<0.2	<0.5	<0.5	<0.5	<0.2	<0.5	<0.2	<0.2	<1	<1	<0.5	<0.5	<1	<0.4	<1	<1	<1	<0.2
		2/21/2014	<0.11	<0.35	<0.16	<0.11	<0.34	<0.2	<0.17	<0.19	<2	<0.15	<0.21	<0.24	<0.17	<0.2	<0.19	<0.14	<0.2	<0.12	<0.74	<0.16	<0.19	<0.23	<0.25	<0.63	<0.2	<0.34	<0.11
		8/26/2014	<0.11	<0.35	<0.16	<0.11	<0.34	<0.2	<0.17	<0.19																			

City of Little Rock
 Historical Database

MW-2A	d	Trans-1,4-Dichloro-2-butene (ug/L)	Total Dissolved Solids (TDS) (mg/l)	Total Organic Carbon (TOC) (mg/l)	Ammonia Total (ug/l)	Arsenic Total (ug/l)	Barium Total (ug/l)	Beryllium Total (ug/l)	Cadmium Total (ug/l)	Chromium Total (ug/l)	Cobalt Total (ug/l)	Copper Total (ug/l)	Iron Total (ug/l)	Lead Total (ug/l)	Manganese Total (ug/l)	Nickel Total (ug/l)	Selenium Total (ug/l)	Silver Total (ug/l)	Thallium Total (ug/l)	Zinc Total (ug/l)	Chloride (ug/l)	Sulfate (mg/l)	Acetone (ug/l)	Acrylonitrile (ug/l)	Benzene (ug/l)	Bromochloromethane (ug/l)	Bromodichloromethane (ug/l)	Carbon disulfide (ug/l)	Carbon tetrachloride (ug/l)
5/24/1999	n/a	340	1.45	<3		4	<20	<1	<1	22	51	16	11000	132	395	6	<2	<1	<1	958	31500	20	<0.36	<0.39	<0.01	<0.057	<0.035	<0.07	<0.039
8/4/1999	n/a	345	2.01	<3		5	<20	<1	<1	<1	<1	41	10000	<1	400	<1	<2	<1	46	27500	4.9	<0.4	<0.4	<0.01	<0.06	<0.04	<0.07	<0.1	
11/11/1999	n/a	294	0.53	<3	<1		<20	<1	<1	<1	<1	<1	4560		617	6	<2	<5	<1	60	32500	10.43	<0.4	0.03	<0.06	<0.04	0.12	<0.1	
2/15/2000	n/a	316	0.73	<3	<1		<20	<1	<1	<1	<1	<1	446	<1	556	<1	<2	<5	<1	27	15270	34.1	<0.4	<0.4	<0.01	<0.06	<0.04	<0.07	<0.1
5/16/2000	n/a	246	0.6	<3	<1		<20	<1	<1	<1	<1	<1	73	<1	457	<1	<2	<5	<1	<5	31900	31.9	<0.4	<0.4	<0.01	<0.06	<0.04	<0.07	<0.1
8/9/2000	n/a	305	1.18	<3	<1		<20	<1	<1	<1	<1	<1	48	<1	178	<1	<2	<5	<1	<5	32300	31.4	<0.4	<0.4	<0.01	<0.06	<0.04	<0.07	<0.1
12/18/2000	n/a	321	0.84	<3	<1		<20	<1	<1	<5	<1	<5	112	<1	362	<1	<2	<5	<1	<5	68300	29.8	<0.4	<0.4	<0.01	<0.06	<0.04	<0.07	<0.1
2/19/2001	n/a	323	0.81	<3	<1		<20	<1	<1	<5	<1	<5	<5	<1	328	<1	<2	<5	<1	11	26100	30.7	<0.4	<0.4	<0.01	<0.06	<0.04	<0.07	<0.1
8/14/2001	n/a	326	0.836	<1	<2	256	<0.5	<5	<5	<10	<5	<5	180	<10	110	<15	<2	<5	<1	<5	20000	31.061	<3.72	<9.52	<2.44	<2.74	<1.88	<6.61	<3.09
2/6/2002	n/a	300	0.799	<2	<2	87	<1	<1	<1	<5	<3	<3	270	<2	88	<2	<4	<1	<1	14	40000	27.723	<3.72	<9.52	<2.44	<2.74	<1.88	<6.61	<3.09
8/13/2002	n/a	330	0.722	<2	<2	121	<1	<1	<1	<5	<3	<3	568	<2	386	<2	6	<1	<1		30000	25.774	<3.72	<9.52	<2.44	<2.74	<1.88	<6.61	<3.09
2/4/2003	n/a	340	0.683	<2	<2	112	<1	<1	<5	<5	<3	<3	467	<2	59	<2	<4	<1	<1		25000	23.134	<1.32	<3.94	<0.43	<0.57	<0.55	<0.9	<1.84
8/7/2003	n/a	356	0.718	<2	<2	131	<1	<1	<1	<5	<3	<3	602	<2	349	<2	<4	<1	<1	<1	40000	26.636	<1.32	<3.94	<0.43	<0.57	<0.55	<0.9	<1.84
2/10/2004	n/a	320	0.709	<2	<2	117	<1	<1	<1	<5	<3	<3	459	<2	101	<2	<4	<1	<1	16	30000	24.646	<1.32	<3.94	<0.43	<0.57	<0.55	<0.9	<1.84
8/20/2004	n/a	340	0.693	<1	<9	166	<1	<1	<1	<5	<1	<5	517	<2	260	<1	<4	<1	<6	10	35000	25.193	<1.32	<3.94	<0.43	<0.57	<0.55	<0.9	<1.84
3/22/2005	n/a	332	0.871	<1	<9	135	<1	<1	<1	<5	<1	<5	540	<2	222	<1	<4	<1	<6	22	35000	35.08	<1.32	<3.94	<0.43	<0.57	<0.55	<0.9	<1.84
8/22/2005	n/a	326	0.714	<1	<9	180	<1	<1	2	<5	<1	<5	1076	<2	272	<1	<4	<1	<6	59	30000	29.997	<1.32	<3.94	<0.43	<0.57	<0.55	<0.9	<1.84
3/31/2006	n/a	330	0.813	<1	<9	146	<1	<1	<1	<5	<1	<5	511	<2	195	<1	<4	<1	<6	33	40000	27.814	<1.32	<3.94	<0.43	<0.57	<0.55	<0.9	<1.84
8/4/2006	n/a	340	<1	<3	<1	130	<0.3	<4	<7	<7	<6	460	<1	150	<10	<2	<7	<1	95	33000	31	<5	<1.6	<0.24	<0.26	<0.21	<0.36	<0.22	
2/13/2007	n/a	320	<1	<3	<1	150	<0.3	<4	<7	<7	16	470	6.1	200	<10	<2	<7	<1	35	30000	32	<5	<1.6	<0.24	<0.26	<0.21	<0.36	<0.22	
8/14/2007	n/a	320	1.8	<3	2.6	150	<0.3	<4	<7	<7	<6	980	<1	280	<10	<2	<7	<1	15	28000	28	<5	<1.6	<0.24	<0.26	<0.21	<0.36	<0.22	
3/6/2008	n/a	280	1.1	<3	1.1	100	<0.3	<4	<7	<7	<6	570	<1	170	<10	<2	<7	<1	17	31000	30	<5	<1.6	<0.24	<0.26	<0.21	<0.36	<0.22	
8/8/2008	n/a	340	1.5	<3	2.4	130	<0.3	<4	<7	<7	<1	730	<1	240	<10	<2	<7	<1	11	33000	35	<5	<1.9	<0.24	<0.2	<0.24	<0.36	<0.15	
1/30/2009	n/a	340	1.3	<3	1.4	130	<0.3	<4	<7	<7	1	500	<1	210	<10	<2	<7	<1	5.7	33000	34	<5	<1.9	<0.24	<0.2	<0.24	<0.36	<0.15	
8/11/2009	n/a	350	1.3	<3	2.6	120	<0.3	<4	<7	<7	3.4	600	<1	170	<10	<2	<7	<1	11	30000	33	<5	<1.9	<0.24	<0.2	<0.24	<0.36	<0.15	
2/2/2010	n/a	350	<1	<3	3.8	120	<0.3	<4	<7	<7	1.4	990	<1	180	<10	<2	<7	<1	<2	36000	33	<5	<3.8	<0.14	<0.29	<0.26	<1	<0.5	
8/12/2010	n/a	310	1.2	<3	2.1	130	<0.3	<4	<7	<7	3.1	900	<1	190	<10	<2	<7	<1	5.4	31000	34	<1.6	<3.8	<0.14	<0.29	<0.26	<0.38	<0.5	
2/24/2011	n/a	360	<1	<3	1.9	100	<0.3	<4	<7	<7	<6	700	<1	150	<10	<2	<7	<1	<2	32000	33	<1.6	<3.8	<0.14	<0.29	<0.26	<0.38	<0.5	
8/30/2011	n/a	330	1.1	<3	2.9	120	<0.3	<4	<7	<7	<1	910	<1	160	<10	<2	<7	<1	5.4	30000	29	<2	<3.8	<0.14	<0.29	<0.26	<0.38	<0.5	
2/23/2012	n/a	340	<1	<3	2.5	110	<0.3	<4	<7	<7	1.2	480	<1	83	<10	<2	<7	<1	4.4	28000	29	<2	<2.5	<0.2	<0.5	<0.5	<1	<0.5	
8/21/2012	n/a	310	<1	<3	3.4	130	<0.3	<4	<7	<7	3.4	870	<1	210	<10	<2	<7	<1	3.1	30000	31	<2	<2.5	<0.2	<0.5	<0.5	<1	<0.5	
3/1/2013	n/a	240	<1	<3	2.5	80	<0.3	<4	<7	<7	2.2	200	<1	68	<10	<2	<7	<1	7.7	33000	28	<2	<2.5	<0.2	<0.5	<0.5	<1	<0.5	
8/19/2013	n/a	310	2.6	<3	2.6	97	<0.3	<4	<7	<7	10	410	<1	120	<10	<2	<7	<1	17	29000	27	<2	<2.5	<0.2	<0.5	<0.5	<1	<0.5	
2/21/2014	n/a	340	<1	<3	2.8	120	<0.3	<4	<7	<7	1.2	480	<1	130	<10	<2	<7	<1	1.4	28000	30	<2.2	<0.63	<0.12	<0.28	<0.17	<0.27	<0.21	
8/26/2014	n/a	300	<1	<3	2.4	120	<0.3	<4	<7	<7	<1	410	<1	70	<10	<2	<7	<1	5.2	28000	26	<2.2	<0.63	<0.12	<0.28	<0.17	<0.27	<0.21	
3/17/2015	n/a	280	<1	<3	2.2	120	<0.3	<4	<7	<7	3	450	<0.5	82	<10	<2	<7	<0.5	12	31000	27	<2.2	<0.63	<0.12	<0.28	<0.17	<0.27	<0.21	
8/13/2015	n/a	270	1.2	<3	2.2	92	<0.3	<4	<7	<7	1.6	390	<0.5	59	<10	<2	<7	<0.5	7.6	35000	32	<2.2	<0.49	<0.054	<0.11	<0.12	<0.33	<0.27	
2/16/2016	n/a	280	3.9	<3	2.9	120	<0.3	<4	<7	<7	1.6	420	<0.5	62	<10	<2	<7	<0.5	<2	27000	25	<2.2	<0.49	<0.054	<0.11	<0.12	<0.33	<0.27	
8/9/2016	n/a	260	1	<3	2.6	92	<0.3	<4	<7	<7	1.6	270	<0.5	32	<10	<2	<7	<0.5	3.6	31000	27	11	<0.49	<0.054	<0.11	<0.12	<0.33	<0.27	
2/14/2017	n/a	280	1.6	<3	1.6	110	<0.3	<4	<7	<7	1.8	470	<0.5	<2	<10	<2	<7	<0.5	4	42000	26	<3.5	<0.49	<0.054	<0.11	<0.12	<0.33	<0.27	
8/21/2017	n/a	320	<1	<4	11	140	<0.3	<4	<7	<7	1.7	600	<0.5	110	<10	<2	<7	<0.5	4	28000	27	<3.5	<0.49	<0.054	<0.11	<0.12	<0.33	<0.27	
10/13/2017	n/a	n/a	n/a	n/a	4	n/a	n/a	n/a	n/a	n/a	n/a	n/a	n/a	n/a	n/a	n/a	n/a	n/a	n/a	n/a	n/a	n/a	n/a	n/a	n/a	n/a	n/a	n/a	n/a
2/6/2018	n/a	260	<1	<4	3.1	110	<0.3	<4	<7	<7	2.2	280	<0.5	43	<10	<2	<7	<0.5	4	33000	27	12	<0.49	<0.054	<0.11	<0.12	<0.33	<0.27	
8/8/2018	n/a	330	1.7	<5	4.1	120	<0.5	<4	<10	<10	2	350	<0.5	59	<10	<2	<7	<0.5	<10	28000	28	<6.7	<3.2	<0.7	<2.5	<1.1	<4.6	<1.7	
2/26/2019	n/a	250	<1	<5	3.7	110	<0.5	<4	<10	<10	2.1	380	<0.5	41	<10	<2	<7	<0.5	<10	33000	28	<6.7	<3.2	<0.7	<2.5	<1.1	<4.6	<1.7	
8/15/2019	n/a	320	<1	<5	4	140	<0.5																						

City of Little Rock
Historical Database

MW-3A	d	trans-1,4-Dichloro-2-butene (ug/L)	Total Dissolved Solids [TDS] (mg/l)	Total Organic Carbon [TOC] (mg/l)	Antimony Total (ug/l)	Arsenic Total (ug/l)	Barium Total (ug/l)	Beryllium Total (ug/l)	Cadmium Total (ug/l)	Chromium Total (ug/l)	Cobalt Total (ug/l)	Copper Total (ug/l)	Iron Total (ug/l)	Lead Total (ug/l)	Manganese Total (ug/l)	Nickel Total (ug/l)	Selenium Total (ug/l)	Silver Total (ug/l)	Thallium Total (ug/l)	Zinc Total (ug/l)	Chloride (ug/l)	Sulfate (mg/l)	Acetone (ug/l)	Acrylonitrile (ug/l)	Benzene (ug/l)	Bromochloromethane (ug/l)	Bromodichloromethane (ug/l)	Carbon disulfide (ug/l)	Carbon tetrachloride (ug/l)
5/24/1999	n/a	251	17.3	<3	6	4200	<1	<1	5	42	<1	11200	<1	1200	4	<2	<1	<1	68	4500	24.6	0.7	<0.39	<0.01	<0.057	<0.035	<0.07	<0.039	
8/4/1999	n/a	198	2.77	<3	<1	260	<1	<1	<1	<1	11400	<1	874	3	<2	<1	<1	9	4500	4.3	0.4	<0.4	<0.01	<0.06	<0.04	<0.07	<0.1		
11/11/1999	n/a	183.5	1.73	<3	<1	179	<1	<1	<1	<1	8620	<1	733	<1	<2	<5	<1	21	5230	2.91	1.1	<0.4	<0.01	<0.06	<0.04	1.35	<0.1		
2/15/2000	n/a	234	5.68	<3	<1	85	<1	<1	<1	<1	13600	<1	896	<1	<5	<1	<1	20	11320	2.64	0.4	<0.4	<0.01	<0.06	<0.04	0.11	<0.1		
5/16/2000	n/a	234	3.92	<3	<1	<20	<1	<1	<1	<1	12100	<1	708	<1	<2	<5	<1	5	320	2.95	0.4	<0.4	<0.01	<0.06	<0.04	<0.07	<0.1		
8/9/2000	n/a	230	6.46	<3	<1	<20	<1	<1	<1	<1	13200	<1	610	<1	<2	<5	<1	5	2920	4.42	0.4	<0.4	<0.01	<0.06	<0.04	<0.07	<0.1		
12/18/2000	n/a	211.5	2.89	<3	<1	<20	<1	<1	<5	<1	8300	<1	484	<1	<2	<5	<1	16	1910	6.32	0.4	<0.4	<0.01	<0.06	<0.04	<0.07	<0.1		
2/19/2001	n/a	201	1.17	<3	<1	<20	<1	<1	<5	<1	175	<1	612	<1	<2	<5	<1	5	1840	27	0.4	<0.4	<0.01	<0.06	<0.04	<0.07	<0.1		
8/14/2001	n/a	252	1.266	<1	<2	394.5	<0.5	<0.5	<5	<10	<5	14250	<10	500	<15	<2	<5	<1	5	5000	22.64	<3.72	<9.52	<2.44	<2.74	<1.88	<6.61	<3.09	
2/6/2002	n/a	194	1.443	<2	6	230	<1	2	57	<3	18600	<2	571	<2	<4	<1	<1	14	<100	21.04	<3.72	<9.52	<2.44	<2.74	<1.88	<6.61	<3.09		
8/13/2002	n/a	272	1.51	<2	<2	214	<1	<1	43	<3	14900	<2	485	<2	<4	<1	<1	17	5000	29.101	<3.72	<9.52	<2.44	<2.74	<1.88	<6.61	<3.09		
2/4/2003	n/a	192	1.402	<2	7	222	<1	<1	5	34	<3	15097	<2	489	<2	<4	<1	<1	12	5000	24.804	<1.32	<3.94	<0.43	<0.57	<0.55	<0.9	<1.84	
8/7/2003	n/a	216	0.743	<2	<2	262	<1	<1	<5	<3	15899	<2	682	<2	<4	<1	<1	<1	15000	21.265	<1.32	<3.94	<0.43	<0.57	<0.55	<0.9	<1.84		
2/10/2004	n/a	216	0.923	<2	<2	247	<1	<1	<5	<3	14397	<2	470	<2	<4	<1	<1	12	<100	25.083	<1.32	<3.94	<0.43	<0.57	<0.55	<0.9	<1.84		
8/20/2004	n/a	220	0.404	<1	<9	311	<1	<1	<5	<1	16200	<2	481	<1	<4	<1	<6	16	<100	17.196	<1.32	<3.94	<0.43	<0.57	<0.55	<0.9	<1.84		
3/2/2005	n/a	214	1.233	<1	<9	255	<1	<1	<1	50	<1	18100	<2	442	<1	<4	<1	6	18	5000	32.64	<1.32	<3.94	<0.43	<0.57	<0.55	<0.9	<1.84	
8/22/2005	n/a	194	1.79	<1	<9	261	<1	<1	1	54	<1	17798	<2	474	<1	<4	<1	6	58	10000	29.711	<1.32	<3.94	<0.43	<0.57	<0.55	<0.9	<1.84	
3/31/2006	n/a	184	1.54	<1	<9	290	<1	3	<1	<5	<1	20398	5	460	<1	<4	<1	6	31	20000	29.93	<1.32	<3.94	<0.43	<0.57	<0.55	<0.9	<1.84	
8/4/2006	n/a	190	3.2	<3	<1	250	<0.3	<4	<7	<7	8100	<2	1.2	350	<10	<2	<7	14	8900	32	<5	<1.6	<0.24	<0.26	<0.21	<0.36	<0.22		
2/13/2007	n/a	210	1.6	<3	<1	250	<0.3	<4	<7	<7	9.5	15000	3.3	400	<10	<2	<7	32	2900	38	<5	<1.6	<0.24	<0.26	<0.21	<0.36	<0.22		
8/14/2007	n/a	170	1.5	<3	5.2	240	<0.3	<4	<7	<7	6	18000	<1	390	<10	<2	<7	15	3200	32	<5	<1.6	<0.24	<0.26	<0.21	<0.36	<0.22		
3/6/2008	n/a	180	1.8	<3	3.4	210	<0.3	<4	<7	<7	6	14000	<1	360	<10	<2	<7	21	4100	46	<5	<1.6	<0.24	<0.26	<0.21	<0.36	<0.22		
8/6/2008	n/a	170	2	<3	1.9	230	<0.3	<4	<7	<7	<1	15000	<1	410	<10	<2	<7	13	4200	35	<5	<1.9	<0.24	<0.2	<0.24	<0.36	<0.15		
1/30/2009	n/a	180	1.8	<3	2.5	220	<0.3	<4	<7	<7	<1	17000	<1	410	<10	<2	<7	5.5	3600	34	<5	<1.9	<0.24	<0.2	<0.24	<0.36	<0.15		
8/11/2009	n/a	170	1.9	<3	<1	240	<0.3	<4	<7	<7	1.7	14000	<1	630	<10	<2	<7	16	2500	36	<5	<1.9	<0.24	<0.2	<0.24	<0.36	<0.15		
2/2/2010	n/a	230	1.5	<3	1.9	220	<0.3	<4	<7	<7	<1	14000	<1	370	<10	<2	<7	4	3800	39	<5	<3.8	<0.14	<0.29	<0.26	<0.31	<0.5		
8/12/2010	n/a	190	1.4	<3	1.1	260	<0.3	<4	<7	<7	<1	15000	<1	400	<10	<2	<7	6.2	2800	40	<5	<3.8	<0.14	<0.29	<0.26	<0.38	<0.5		
2/24/2011	n/a	180	1.6	<3	<1	240	<0.3	<4	<7	<7	<1	11000	<1	350	<10	<2	<7	14	3400	45	<1.6	<3.8	<0.14	<0.29	<0.26	<0.38	<0.5		
8/30/2011	n/a	180	1.9	<3	<1	270	<0.3	<4	<7	<7	<1	8000	<1	340	<10	<2	<7	3.2	3000	35	<2	<3.8	<0.14	<0.29	<0.26	<0.38	<0.5		
2/23/2012	n/a	190	1.3	<3	<1	320	<0.3	<4	<7	<7	1.1	22000	<1	490	<10	<2	<7	8.9	2700	37	<2	<2.5	<0.2	<0.5	<0.5	<1	<0.5		
8/21/2012	n/a	170	1.4	<3	4	230	<0.3	<4	<7	<7	1.6	11000	<1	380	<10	<2	<7	1	2900	37	<2	<2.5	<0.2	<0.5	<0.5	<1	<0.5		
3/1/2013	n/a	180	1.3	<3	1.4	230	<0.3	<4	<7	<7	<1	13000	<1	370	<10	<2	<7	2.3	7.3	3100	41	<2	<2.5	<0.2	<0.5	<0.5	<1	<0.5	
8/19/2013	n/a	180	2.7	<3	4.1	190	<0.3	<4	<7	<7	<1	7100	<1	270	<10	<2	<7	13	2700	40	<2	<2.5	<0.2	<0.5	<0.5	<1	<0.5		
2/21/2014	n/a	190	1.3	<3	1.3	200	<0.3	<4	<7	<7	<1	11000	<1	350	<10	<2	<7	1.7	2800	41	<2.2	<0.63	<0.12	<0.28	<0.17	<0.27	<0.21		
8/26/2014	n/a	180	<1	<3	<1	180	<0.3	<4	<7	<7	<1	5700	<1	170	<10	<2	<7	7.4	2600	40	<2.2	<0.63	<0.12	<0.28	<0.17	<0.27	<0.21		
3/17/2015	n/a	200	<1	<3	1.7	200	<0.3	<4	<7	<7	15	10000	<0.5	330	<10	<2	<7	14	<2	130	3000	50	<2.2	<0.63	<0.12	<0.28	<0.17	<0.27	<0.21
8/13/2015	n/a	180	1.3	<3	1	160	<0.3	<4	<7	<7	1.4	1300	<0.5	130	<10	<2	<7	13	3000	61	<5.5	<0.49	<0.054	<0.11	<0.12	<0.33	<0.27		
2/16/2016	n/a	180	1.6	<3	1.9	200	<0.3	<4	<7	<7	1.1	11000	<0.5	270	<10	<2	<7	2700	45	<5.5	<0.49	<0.054	<0.11	<0.12	<0.33	<0.27			
8/9/2016	n/a	200	1.3	<3	1.4	180	<0.3	<4	<7	<7	1.2	8900	<0.5	230	<10	<2	<7	2.7	3300	44	<5.5	<0.49	<0.054	<0.11	<0.12	<0.33	<0.27		
2/14/2017	n/a	190	<1	<3	0.92	170	<0.3	<4	<7	<7	<0.5	6000	<0.5	170	<10	<2	<7	2900	50	<5.5	<0.49	<0.054	<0.11	<0.12	<0.33	<0.27			
8/21/2017	n/a	190	1.1	<3	3.9	190	<0.3	<4	<7	<7	0.64	14000	<0.5	310	<10	<2	<7	2800	46	<5.5	<0.49	<0.054	<0.11	<0.12	<0.33	<0.27			
2/6/2018	n/a	180	<1	<3	<0.5	160	<0.3	<4	<7	<7	0.78	6500	<0.5	140	<10	<2	<7	2800	4										

City of Little Rock
Historical Database

		Chlorobenzene (ug/l)	Chloroethane (ug/l)	Chloroform (ug/l)	Dibromochloromethane (ug/l)	DCEP (ug/l)	1,2-Dibromoethane (ug/l)	1,2-Dichlorobenzene (ug/l)	1,4-Dichlorobenzene (ug/l)	1,4-DC 2B (ug/l)	1,1-Dichloroethane (ug/l)	1,2-Dichloroethane (ug/l)	1,1-Dichloroethene (ug/l)	Cis-1,2-Dichloroethane (ug/l)	Trans-1,2-Dichloroethane (ug/l)	1,2-Dichloropropane (ug/l)	Cis-1,3-Dichloropropane (ug/l)	Trans-1,3-Dichloropropane (ug/l)	Ethylbenzene (ug/l)	2-Hexanone (ug/l)	Methyl Bromide (ug/l)	Methylene chloride (ug/l)	Dibromomethane (ug/l)	Dichloromethane (ug/l)	2-Butanone [MEK] (ug/l)	Iodomethane (ug/l)	4-Methyl-2-pentanone (ug/l)	Styrene (ug/l)			
MW-3A	d	5/24/1999	<0.11	<1.21	<0.2	<0.032	<0.04	<0.012	<0.013	<0.11	<0.17	<0.057	<0.012	<0.087	<0.056	<0.054	<0.017	<0.008	<0.025	<0.006	<0.28	<0.66	<1.21	<0.027	<0.11	<0.37	<0.48	<0.23	<0.005		
		8/4/1999	<0.1	<1.2	<0.2	<0.04	<0.04	<0.03	<0.02	<0.01	<0.2	<0.06	<0.02	<0.1	<0.06	<0.06	<0.02	<0.01	<0.03	<0.01	<0.3	<0.7	<1.5	<0.03	<0.2	<0.4	<0.5	<0.2	<0.02		
		11/11/1999	<0.1	<1.2	<0.2	<0.04	<0.04	<0.02	<0.02	<0.01	<0.2	<0.06	<0.02	<0.1	<0.06	<0.06	<0.02	<0.2	<0.01	<0.01	<0.3	<0.7	<1.5	<0.03	0.4	<0.4	<0.5	<0.2	<0.02		
		2/15/2000	<0.1	<1.2	<0.2	<0.04	<0.04	<0.02	<0.02	<0.01	<0.2	<0.06	<0.02	<0.1	<0.06	<0.06	<0.02	<0.01	<0.03	<0.01	<0.3	<0.7	<1.5	<0.03	<0.2	3.1	<0.5	<0.2	<0.02		
		5/16/2000	<0.1	<1.2	<0.2	<0.04	<0.04	<0.02	<0.02	<0.01	<0.2	<0.06	<0.02	<0.1	0.06	<0.06	<0.02	<0.01	<0.03	<0.01	<0.3	<0.7	<1.5	<0.03	<0.2	<0.4	<0.5	<0.2	<0.02		
		8/9/2000	<0.1	<1.2	<0.2	<0.04	<0.04	<0.02	<0.02	<0.01	<0.2	<0.06	<0.02	<0.1	<0.06	<0.06	<0.02	<0.01	<0.03	<0.01	<0.3	<0.7	<1.5	<0.03	<0.2	<0.4	<0.5	<0.2	<0.02		
		12/18/2000	<0.1	<1.2	<0.2	<0.04	<0.04	<0.02	<0.02	<0.01	<0.2	<0.06	<0.02	<0.1	<0.06	<0.06	<0.02	<0.01	<0.03	<0.01	<0.3	<0.7	<1.5	<0.03	<0.2	<0.4	<0.5	<0.2	<0.02		
		2/19/2001	<0.1	<1.2	<0.2	<0.04	<0.04	<0.03	<0.02	<0.01	<0.2	<0.06	<0.02	<0.06	<0.06	<0.02	<0.02	<0.03	<0.01	<0.3	<0.7	<1.5	<0.03	<0.2	<0.4	<0.5	<0.2	<0.02	<0.02		
		8/14/2001	<2.97	<1.5	<2.72	<1.99	<1.44	<1.98	<3.45	<3.36	<3.63	<2.57	<2.73	<2.75	<2.55	<2.55	<2.85	<2.53	<2.74	<2.71	<2.39	<1.73	<6.23	<1.84	<4.07	<9.2	<3.04	<3.42	<5.71		
		2/6/2002	<2.97	<1.5	<2.72	<1.99	<0.2	<0.05	<3.45	<3.36	<3.63	<2.57	<2.73	<2.75	<2.55	<2.55	<2.85	<2.53	<2.74	<2.71	<2.39	<1.73	<6.23	<1.84	<4.07	<9.2	<3.04	<3.42	<5.71		
		8/13/2002	<2.97	<1.5	<2.72	<1.99	<0.2	<0.05	<3.45	<3.36	<3.63	<2.57	<2.73	<2.75	<2.55	<2.55	<2.85	<2.53	<2.74	<2.71	<2.39	<1.73	<6.23	<1.84	<4.07	<9.2	<3.04	<3.42	<5.71		
		2/4/2003	<0.31	<1.24	<0.62	<0.99	<0.18	<0.05	<0.44	<0.71	<1.4	<1.02	<0.59	<0.5	<0.49	<0.66	<0.75	<1.29	<1.15	<0.35	<1.06	<1.04	<0.68	<0.93	<2.22	<1.04	<0.92	<0.51	<0.43		
		8/7/2003	<0.31	<1.24	<0.62	<0.99	<0.18	<0.05	<0.44	<0.71	<1.4	<1.02	<0.59	<0.5	<0.49	<0.66	<0.75	<1.29	<1.15	<0.35	<1.06	<1.04	<0.68	<0.93	<2.22	<0.93	<0.68	<1.04	<0.92	<0.51	<0.43
		2/10/2004	<0.31	<1.24	<0.62	<0.99	<0.18	<0.05	<0.44	<0.71	<1.4	<1.02	<0.59	<0.5	<0.49	<0.66	<0.75	<1.29	<1.15	<0.35	<1.06	<1.04	<0.68	<0.93	<2.22	<0.93	<0.68	<1.04	<0.92	<0.51	<0.43
		8/20/2004	<0.31	<1.24	<0.62	<0.99	<0.18	<0.05	<0.44	<0.71	<1.4	<1.02	<0.59	<0.5	<0.49	<0.66	<0.75	<1.29	<1.15	<0.35	<1.06	<1.04	<0.68	<0.93	<2.22	<0.93	<0.68	<1.04	<0.92	<0.51	<0.43
		3/2/2005	<0.31	<1.24	<0.62	<0.99	<0.18	<0.05	<0.44	<0.71	<1.4	<1.02	<0.59	<0.5	<0.49	<0.66	<0.75	<1.29	<1.15	<0.35	<1.06	<1.04	<0.68	<0.93	<2.22	<0.93	<0.68	<1.04	<0.92	<0.51	<0.43
		8/22/2005	<0.31	<1.24	<0.62	<0.99	<0.18	<0.05	<0.44	<0.71	<1.4	<1.02	<0.59	<0.5	<0.49	<0.66	<0.75	<1.29	<1.15	<0.35	<1.06	<1.04	<0.68	<0.93	<2.22	<0.93	<0.68	<1.04	<0.92	<0.51	<0.43
		3/31/2006	<0.31	<1.24	<0.62	<0.99	<0.18	<0.05	<0.44	<0.71	<1.4	<1.02	<0.59	<0.5	<0.49	<0.66	<0.75	<1.29	<1.15	<0.35	<1.06	<1.04	<0.68	<0.93	<2.22	<0.93	<0.68	<1.04	<0.92	<0.51	<0.43
		8/4/2006	<0.45	<0.33	<0.25	<0.21	<0.69	<0.25	<0.8	<0.8	<1.2	<0.38	<0.7	<0.38	<0.16	<0.19	<0.27	<0.19	<0.13	<0.5	<0.53	<0.26	<0.14	<0.25	<0.21	<1.3	<0.29	<0.5	<0.15		
		2/13/2007	<0.45	<0.33	<0.25	<0.21	<0.69	<0.25	<0.8	<0.8	<1.2	<0.38	<0.7	<0.38	<0.16	<0.19	<0.27	<0.19	<0.13	<0.5	<0.53	<0.26	<0.14	<0.25	<0.21	<1.3	<0.29	<0.5	<0.15		
		8/14/2007	<0.45	<0.33	<0.25	<0.21	<0.69	<0.25	<0.8	<0.8	<1.2	<0.38	<0.7	<0.38	<0.16	<0.19	<0.27	<0.19	<0.13	<0.5	<0.53	<0.26	<0.14	<0.25	<0.21	<1.3	<0.29	<0.5	<0.15		
		3/6/2008	<0.45	<0.33	<0.25	<0.21	<0.69	<0.25	<0.8	<0.8	<1.2	<0.38	<0.7	<0.38	<0.16	<0.19	<0.27	<0.19	<0.13	<0.5	<0.53	<0.26	<0.14	<0.25	<0.21	<1.3	<0.29	<0.5	<0.15		
		8/8/2008	<0.45	<0.21	<0.25	<0.19	<0.5	<0.2	<0.8	<0.8	<1.7	<0.38	<0.7	<0.16	<0.14	<0.19	<0.13	<0.19	<0.13	<0.5	<0.53	<0.49	<0.16	<0.2	<1	<1.3	<0.29	<0.5	<0.15		
		1/30/2009	<0.45	<0.21	<0.25	<0.19	<0.5	<0.2	<0.8	<0.8	<1.7	<0.38	<0.7	<0.16	<0.14	<0.19	<0.13	<0.19	<0.13	<0.5	<0.53	<0.49	<0.16	<0.2	<1	<1.3	<0.29	<0.5	<0.15		
		8/11/2009	<0.45	<0.21	<0.25	<0.19	<0.5	<0.2	<0.8	<0.8	<1.7	<0.38	<0.7	<0.16	<0.14	<0.19	<0.13	<0.19	<0.13	<0.5	<0.53	<0.49	<0.16	<0.2	<1	<1.3	<0.29	<0.5	<0.15		
		2/2/2010	<0.2	<0.26	<0.21	<0.26	<0.52	<0.31	<0.8	<0.8	<1.7	<0.2	<0.56	<0.19	<0.29	<0.27	<0.45	<0.19	<0.32	<0.12	<1.3	<0.49	<0.32	<0.3	<1	<1.9	<0.29	<0.9	<0.21		
		8/12/2010	<0.2	<0.26	<0.21	<0.21	<0.31	<0.19	<0.17	<1.7	<0.2	<0.2	<0.19	<0.29	<0.27	<0.45	<0.19	<0.32	<0.12	<0.29	<0.49	<0.32	<0.3	<0.59	<1.9	<0.29	<0.9	<0.21			
		2/24/2011	<0.2	<0.26	<0.21	<0.21	<0.31	<0.19	<0.17	<1.7	<0.2	<0.2	<0.19	<0.29	<0.27	<0.45	<0.19	<0.32	<0.12	<0.29	<0.49	<0.32	<0.3	<0.59	<1.9	<0.29	<0.9	<0.21			
		8/30/2011	<0.2	<0.26	<0.21	<0.21	<0.31	<0.19	<0.17	<1.7	<0.2	<0.2	<0.19	<0.29	<0.27	<0.45	<0.19	<0.32	<0.12	<0.29	<0.49	<0.32	<0.3	<0.59	<1.9	<0.29	<0.9	<0.21			
		2/23/2012	<0.2	<1	<0.5	<0.5	<0.5	<0.5	<0.5	<1	<0.5	<0.2	<0.5	<0.5	<0.5	<0.2	<0.5	<0.2	<0.2	<1	<1	<0.5	<0.5	<1	<0.4	<1	<1	<1	<0.2		
		8/12/2012	<0.2	<1	<0.5	<0.5	<0.5	<0.5	<0.5	<1	<0.5	<0.2	<0.5	<0.5	<0.5	<0.2	<0.5	<0.2	<0.2	<1	<1	<0.5	<0.5	<1	<0.4	<1	<1	<1	<0.2		
		3/1/2013	<0.2	<1	<0.5	<0.5	<0.5	<0.5	<0.5	<1	<0.5	<0.2	<0.5	<0.5	<0.5	<0.2	<0.5	<0.2	<0.2	<1	<1	1.5	<0.5	<1	<0.4	<1	<1	<1	<0.2		
		8/19/2013	<0.2	<1	<0.5	<0.5	<0.5	<0.5	<0.5	<1	<0.5	<0.2	<0.5	<0.5	<0.5	<0.2	<0.5	<0.2	<0.2	<1	<1	<0.5	<0.5	<1	<0.4	<1	<1	<1	<0.2		
		2/21/2014	<0.11	<0.35	<0.16	<0.11	<0.34	<0.2	<0.17	<0.19	<2	<0.15	<0.21	<0.24	<0.17	<0.2	<0.19	<0.14	<0.2	<0.12	<0.74	<0.16	<0.19</								

City of Little Rock
Historical Database

MW-3A	d	1,1,1,2-Tetrachloroethane (ug/l)	Tetrachloroethane (ug/l)	Tetrachloroethene (ug/l)	Toluene (ug/l)	1,1,1-Trichloroethane (ug/l)	1,1,2-Trichloroethane (ug/l)	Trichloroethene (ug/l)	Trichlorofluoromethane (ug/l)	1,2,3-Trichloropropane (ug/l)	Vinyl Acetate (ug/l)	Vinyl Chloride (ug/l)	pH (SU)	1,1,2,2-Tetrachloroethane (ug/l)	1,2-Dibromo-3-chloropropane (ug/l)	Acetone (ug/l)	1,4-Dichlorobutane (ug/l)	Vanadium Total (ug/l)	Xylenes Total (ug/l)	2-Methyl-2-propanol (mg/l)	Mercury Total (mg/l)	Sulfide (mg/l)	Tin Total (mg/l)	Dibromofluoromethane (Surf) (ug/L)	Toluene-c8 (Surf) (ug/L)	4-Bromofluorobenzene (Surf) (ug/L)	140C6Bt (ug/L)	Bromoforn (ug/L)	Bromomethane (ug/L)	Chloromethane (ug/L)			
	5/24/1999	<0.087	<0.022	<0.061	<0.012	<0.015	<0.1	<0.028	<0.09	<0.029	<1	<1.18	6.5	n/a	n/a	n/a	n/a	<40	<2	n/a	n/a	n/a	n/a	n/a	n/a	n/a	n/a	n/a	n/a	n/a	<0.029	n/a	n/a
	8/4/1999	<0.1	<0.03	<0.1	<0.1	<0.02	<0.1	<0.1	<0.09	<0.03	<1	<1.2	6.23	n/a	n/a	n/a	n/a	<40	<0.02	n/a	n/a	n/a	n/a	n/a	n/a	n/a	n/a	n/a	n/a	n/a	<0.03	n/a	n/a
	11/11/1999	<0.1	<0.03	<0.1	<0.1	<0.02	<0.1	<0.1	<0.07	<0.03	<1	<1.2	6.13	n/a	n/a	n/a	n/a	<40	<0.02	n/a	n/a	n/a	n/a	n/a	n/a	n/a	n/a	n/a	n/a	n/a	<0.03	n/a	n/a
	2/15/2000	<0.1	<0.03	<0.1	0.8	<0.02	<0.1	<0.1	<0.09	<0.03	<1	<1.2	6.28	n/a	n/a	n/a	n/a	<40	<0.02	n/a	n/a	n/a	n/a	n/a	n/a	n/a	n/a	n/a	n/a	n/a	<0.03	n/a	n/a
	5/16/2000	<0.1	<0.03	<0.1	<0.1	<0.02	<0.1	<0.1	<0.09	<0.03	<1	<1.2	6.33	n/a	n/a	n/a	n/a	<40	<0.02	n/a	n/a	n/a	n/a	n/a	n/a	n/a	n/a	n/a	n/a	n/a	<0.03	n/a	n/a
	8/9/2000	<0.1	<0.03	<0.1	<0.1	<0.02	<0.1	<0.1	<0.09	<0.03	<1	<1.2	6.2	n/a	n/a	n/a	n/a	<40	<0.02	n/a	n/a	n/a	n/a	n/a	n/a	n/a	n/a	n/a	n/a	n/a	<0.03	n/a	n/a
	12/18/2000	<0.1	<0.03	<0.1	<0.1	<0.02	<0.1	<0.1	<0.09	<0.03	<1	<1.2	5.74	n/a	n/a	n/a	n/a	<40	<0.02	n/a	n/a	n/a	n/a	n/a	n/a	n/a	n/a	n/a	n/a	n/a	<0.03	n/a	n/a
	2/19/2001	<0.1	<0.03	<0.1	<0.1	<0.02	<0.1	<0.1	<0.09	<0.03	<1	<1.2	6.06	n/a	n/a	n/a	n/a	<40	<0.02	n/a	n/a	n/a	n/a	n/a	n/a	n/a	n/a	n/a	n/a	n/a	<0.03	n/a	n/a
	8/14/2001	<1.5	<3.43	<3.06	<2.09	<2.38	<2.71	<2.96	<1.79	<0.84	<2.54	<1.25	6.27	n/a	n/a	n/a	n/a	<30	<2.65	n/a	n/a	n/a	n/a	n/a	n/a	n/a	n/a	n/a	n/a	n/a	<2.73	n/a	n/a
	2/6/2002	<1.5	<3.43	<3.06	<2.09	<2.38	<2.71	<2.96	<1.79	<0.84	<2.54	<1.25	6.47	n/a	n/a	n/a	n/a	<10	<2.65	n/a	n/a	n/a	n/a	n/a	n/a	n/a	n/a	n/a	n/a	n/a	<2.73	n/a	n/a
	8/13/2002	<1.5	<3.43	<3.06	<2.09	<2.38	<2.71	<2.96	<1.79	<0.84	<2.54	<1.25	6.2	n/a	n/a	n/a	n/a	<10	<2.65	n/a	n/a	n/a	n/a	n/a	n/a	n/a	n/a	n/a	n/a	n/a	<2.73	n/a	n/a
	2/4/2003	<0.72	<1.99	<0.51	<0.47	<0.14	<1.05	<0.77	<0.79	<1.47	<0.78	<0.81	6.51	n/a	n/a	n/a	n/a	<10	<0.75	n/a	n/a	n/a	n/a	n/a	n/a	n/a	n/a	n/a	n/a	n/a	<2.53	n/a	n/a
	8/7/2003	<0.72	<1.99	<0.51	<0.47	<0.14	<1.05	<0.77	<0.79	<1.47	<0.78	<0.81	6.21	n/a	n/a	n/a	n/a	<10	<0.75	n/a	n/a	n/a	n/a	n/a	n/a	n/a	n/a	n/a	n/a	n/a	<2.53	n/a	n/a
	2/10/2004	<0.72	<1.99	<0.51	<0.47	<0.14	<1.05	<0.77	<0.79	<1.47	<0.78	<0.81	6.81	n/a	n/a	n/a	n/a	<10	<0.75	n/a	n/a	n/a	n/a	n/a	n/a	n/a	n/a	n/a	n/a	n/a	<2.53	n/a	n/a
	8/20/2004	<0.72	<1.99	<0.51	<0.47	<0.14	<1.05	<0.77	<0.79	<1.47	<0.78	<0.81	6.05	n/a	n/a	n/a	n/a	<4	<0.75	n/a	n/a	n/a	n/a	n/a	n/a	n/a	n/a	n/a	n/a	n/a	<2.53	n/a	n/a
	3/2/2005	<0.72	<1.99	<0.51	<0.47	<0.14	<1.05	<0.77	<0.79	<1.47	<0.78	<0.81	6.11	n/a	n/a	n/a	n/a	<4	<0.75	n/a	n/a	n/a	n/a	n/a	n/a	n/a	n/a	n/a	n/a	n/a	<2.53	n/a	n/a
	8/22/2005	<0.72	<1.99	<0.51	<0.47	<0.14	<1.05	<0.77	<0.79	<1.47	<0.78	<0.81	6.17	n/a	n/a	n/a	n/a	<4	<0.75	n/a	n/a	n/a	n/a	n/a	n/a	n/a	n/a	n/a	n/a	n/a	<2.53	n/a	n/a
	3/31/2006	<0.72	<1.99	<0.51	<0.47	<0.14	<1.05	<0.77	<0.79	<1.47	<0.78	<0.81	6.5	n/a	n/a	n/a	n/a	7	<0.75	n/a	n/a	n/a	n/a	n/a	n/a	n/a	n/a	n/a	n/a	n/a	<2.53	n/a	n/a
	8/4/2006	<0.18	<0.16	<0.5	<0.5	<0.22	<0.57	<0.21	<0.34	<0.34	<0.26	6.54	n/a	n/a	n/a	n/a	n/a	<8	<0.7	n/a	n/a	n/a	n/a	n/a	n/a	n/a	n/a	n/a	n/a	n/a	<0.14	n/a	n/a
	2/13/2007	<0.18	<0.16	<0.5	1	<0.22	<0.57	<0.21	<0.34	<0.34	<0.26	6.14	n/a	n/a	n/a	n/a	n/a	<8	<0.7	n/a	n/a	n/a	n/a	n/a	n/a	n/a	n/a	n/a	n/a	n/a	<0.14	n/a	n/a
	8/14/2007	<0.18	<0.16	<0.5	<0.5	<0.22	<0.57	<0.21	<0.34	<0.34	<0.26	5.97	n/a	n/a	n/a	n/a	n/a	<8	<0.7	n/a	n/a	n/a	n/a	n/a	n/a	n/a	n/a	n/a	n/a	n/a	<0.14	n/a	n/a
	3/6/2008	<0.18	<0.16	<0.5	<0.5	<0.22	<0.57	<0.21	<0.34	<0.34	<0.26	6.3	n/a	n/a	n/a	n/a	n/a	<8	<0.7	n/a	n/a	n/a	n/a	n/a	n/a	n/a	n/a	n/a	n/a	n/a	<0.14	n/a	n/a
	8/8/2008	<0.18	<0.16	<0.5	2.7	<0.22	<0.16	<0.22	<0.17	<0.6	<0.45	<0.14	6.45	n/a	n/a	n/a	n/a	<8	<0.7	n/a	n/a	n/a	n/a	n/a	n/a	n/a	n/a	n/a	n/a	n/a	<0.14	n/a	n/a
	1/30/2009	<0.18	<0.16	<0.5	<0.5	<0.22	<0.16	<0.22	<0.17	<0.6	<0.45	<0.14	6.1	n/a	n/a	n/a	n/a	<8	<0.7	n/a	n/a	n/a	n/a	n/a	n/a	n/a	n/a	n/a	n/a	n/a	<0.14	n/a	n/a
	8/11/2009	<0.18	<0.16	<0.5	<0.5	<0.22	<0.16	<0.22	<0.17	<0.6	<0.45	<0.14	7.6	n/a	n/a	n/a	n/a	<8	<0.7	n/a	n/a	n/a	n/a	n/a	n/a	n/a	n/a	n/a	n/a	n/a	<0.14	n/a	n/a
	2/2/2010	<0.32	<0.51	<0.34	<0.5	<0.26	<0.29	<0.22	<0.26	<0.48	<0.45	<0.34	6.11	n/a	n/a	n/a	n/a	<8	<0.43	n/a	n/a	n/a	n/a	n/a	n/a	n/a	n/a	n/a	n/a	n/a	<0.24	n/a	n/a
	8/12/2010	<0.32	<0.17	<0.34	<0.19	<0.26	<0.29	<0.22	<0.22	<0.48	<0.45	<0.34	6.1	n/a	n/a	n/a	n/a	<8	<0.43	n/a	n/a	n/a	n/a	n/a	n/a	n/a	n/a	n/a	n/a	n/a	<0.24	n/a	n/a
	2/24/2011	<0.32	<0.17	<0.34	<0.19	<0.26	<0.29	<0.22	<0.22	<0.48	<0.45	<0.34	7.2	n/a	n/a	n/a	n/a	<8	<0.43	n/a	n/a	n/a	n/a	n/a	n/a	n/a	n/a	n/a	n/a	n/a	<0.24	n/a	n/a
	8/30/2011	<0.32	<0.17	<0.34	<0.19	<0.26	<0.29	<0.22	<0.22	<0.48	<0.45	<0.34	6.3	n/a	n/a	n/a	n/a	<8	<0.43	n/a	n/a	n/a	n/a	n/a	n/a	n/a	n/a	n/a	n/a	n/a	<0.24	n/a	n/a
	2/23/2012	<0.5	<0.5	<1	<0.2	<0.5	<0.5	<0.5	<0.5	<0.4	<0.5	5.89	n/a	n/a	n/a	n/a	n/a	<8	<0.4	n/a	n/a	n/a	n/a	n/a	n/a	n/a	n/a	n/a	n/a	n/a	<0.5	n/a	n/a
	8/21/2012	<0.5	<0.5	<1	1.1	<0.2	<0.5	<0.5	<0.5	<0.2	<0.4	<0.5	5.66	n/a	n/a	n/a	n/a	<8	<0.4	n/a	n/a	n/a	n/a	n/a	n/a	n/a	n/a	n/a	n/a	n/a	<0.5	n/a	n/a
	3/1/2013	<0.5	<0.5	<1	2.9	<0.2	<0.5	<0.5	<0.5	<0.2	<0.4	<0.5	6.05	n/a	n/a	n/a	n/a	<8	<0.4	n/a	n/a	n/a	n/a	n/a	n/a	n/a	n/a	n/a	n/a	n/a	<0.5	n/a	n/a
	8/19/2013	<0.5	<0.5	<1	<0.2	<0.5	<0.5	<0.5	<0.5	<0.2	<0.4	<0.5	6.14	n/a	n/a	n/a	n/a	<8	<0.4	n/a	n/a	n/a	n/a	n/a	n/a	n/a	n/a	n/a	n/a	n/a	<0.5	n/a	n/a
	2/21/2014	<0.16	<0.2	<0.18	<0.16	<0.13	<0.19	<0.22	<0.14	<0.37	<0.26	<0.47	5.91	n/a	n/a	n/a	n/a	<8	<0.87	n/a	n/a	n/a	n/a	n/a	n/a	n/a	n/a	n/a	n/a	n/a	<0.26	n/a	n/a
	8/26/2014	<0.16	<0.2	<0.18	<0.16	<0.13	<0.19	<0.22	<0.14	<0.37	<0.26	<0.47	6.17	n/a	n/a	n/a	n/a	<8	<0.87	n/a	n/a	n/a	n/a	n/a	n/a	n/a	n/a	n/a	n/a	n/a	<0.26	n/a	n/a
	3/17/2015	<0.16	<0.2	<0.18	<0.16	<0.13	<0.19	<0.22	<0.14	<0.37	<0.26	<0.47	5.97	n/a	n/a	n/a	n/a	8.2	<0.87	n/a	n/a	n/a	n/a	n/a	n/a	n/a	n/a	n/a	n/a	n/a	<0.26	n/a	n/a
	8/13/2015	<0.076	<0.088	<0.15	<0.076	<0.23	<0.18	<0.087	<0.21	<2.8	<0.18	<0.15	5.66	n/a	n/a	n/a	n/a	<8	<0.28	n/a	n/a	n/a	n/a	n/a	n/a	n/a	n/a	n/a	n/a	n/a	<0.11	n/a	n/a
	2/16/2016	<0.076	<0.088	<0.15	<0.076	<0.23	<0.18	<0.087	<0.21	<2																							

City of Little Rock
Historical Database

MW-4A	d	Trans-1,4-Dichloro-2-butene (ug/L)	Total Dissolved Solids [TDS] (mg/l)	Total Organic Carbon [TOC] (mg/l)	Arsenic Total (ug/l)	Arsenic Total (ug/l)	Barium Total (ug/l)	Beryllium Total (ug/l)	Cadmium Total (ug/l)	Chromium Total (ug/l)	Cobalt Total (ug/l)	Copper Total (ug/l)	Iron Total (ug/l)	Lead Total (ug/l)	Manganese Total (ug/l)	Nickel Total (ug/l)	Selenium Total (ug/l)	Silver Total (ug/l)	Thallium Total (ug/l)	Zinc Total (ug/l)	Chloride (ug/l)	Sulfate (mg/l)	Acetone (ug/l)	Acrylonitrile (ug/l)	Benzene (ug/l)	Bromoethane (ug/l)	Bromodichloromethane (ug/l)	Carbon disulfide (ug/l)	Carbon tetrachloride (ug/l)
5/24/1999	n/a	228	1.9	<3	5	350	<1	<1	<1	<1	48	<1	16200	<1	960	7	<2	<1	<1	62	18500	8.77	<0.36	<0.39	<0.01	<0.057	<0.035	<0.07	<0.039
8/4/1999	n/a	245	3.73	<3	3	156	<1	<1	<1	<1	<1	16400	<1	810	<1	<2	<1	<1	21	12000	4.5	1.2	<0.4	<0.03	<0.06	<0.04	<0.07	<0.1	
11/11/1999	n/a	236.5	0.88	<3	<1	212	<1	<1	<1	<1	<1	4710	<1	2020	<1	<2	<5	<1	18	6190	3.16	<0.4	<0.4	0.05	<0.06	<0.04	<0.1	0.4	
2/15/2000	n/a	252	1.12	<3	<1	115	<1	<1	<1	<1	<5	5550	<1	1960	<1	<2	<5	<1	22	4970	5.97	1.5	<0.4	<0.01	<0.06	<0.04	<0.07	<0.1	
5/16/2000	n/a	232	1.08	<3	<1	<20	<1	<1	<1	<1	<5	441	<1	1650	<1	<2	<5	<1	<5	5290	10.2	<0.4	<0.4	<0.01	<0.06	<0.04	<0.07	<0.1	
8/9/2000	n/a	243	1.69	<3	<1	<20	<1	<1	<1	<1	<5	512	<1	2120	<1	<2	<5	<1	<5	5640	10.2	<0.4	<0.4	<0.01	<0.06	<0.04	<0.07	<0.1	
12/18/2000	n/a	229	3.71	<3	<1	<20	<1	<1	<5	<1	<5	256	<1	1140	<1	<2	<5	<1	10	4770	10.3	<0.4	<0.4	<0.01	<0.06	<0.04	<0.07	<0.1	
2/19/2001	n/a	227	0.84	<3	<1	<20	<1	<1	<5	<1	<5	2120	<1	1080	<1	<2	<5	<1	10	4430	8.16	<0.4	<0.4	<0.01	<0.06	<0.04	<0.07	<0.1	
8/14/2001	n/a	246	0.842	<1	<2	433	<0.5	<5	<5	<10	<5	6340	<10	960	<15	<2	<5	<1	<5	5000	19.611	<3.72	<9.52	<2.44	<2.74	<1.88	<6.61	<3.09	
2/6/2002	n/a	232	0.806	<2	9	<2	212	<1	<1	<1	25	<3	7730	<2	880	<2	<4	<1	<1	20	10000	20.19	<3.72	<9.52	<2.44	<2.74	<1.88	<6.61	<3.09
8/13/2002	n/a	266	0.752	<2	<2	198	<1	<1	<1	<1	11	<3	5090	<2	757	<2	<4	<1	<1	<1	10000	17.456	<3.72	<9.52	<2.44	<2.74	<1.88	<6.61	<3.09
2/4/2003	n/a	226	0.688	<2	7	<2	187	<1	<1	6	5	<3	4505	<2	529	<2	<4	<1	<1	19	10000	17.327	<1.32	<3.94	<0.43	<0.57	<0.55	<0.9	<1.84
8/7/2003	n/a	244	0.758	<2	<2	231	<1	<1	<1	<5	<3	244	<3	892	<2	<4	<1	<1	<1	10000	15.673	<1.32	<3.94	<0.43	<0.57	<0.55	<0.9	<1.84	
2/10/2004	n/a	236	0.836	<2	<2	239	<1	<1	<1	<5	<3	5987	<2	767	<2	<4	<1	<1	21	10000	9.771	<1.32	<3.94	<0.43	<0.57	<0.55	<0.9	<1.84	
8/20/2004	n/a	218	0.368	<1	<9	273	<1	<1	<1	<5	<1	890	<2	843	<1	<4	<1	<6	21	5000	18.439	<1.32	<3.94	<0.43	<0.57	<0.55	<0.9	<1.84	
3/2/2005	n/a	232	0.626	<1	<9	259	<1	<1	1	14	<1	9390	<2	652	<1	<4	<1	<6	16	5000	11.542	<1.32	<3.94	<0.43	<0.57	<0.55	<0.9	<1.84	
8/22/2005	n/a	206	0.75	<1	<9	254	<1	<1	3	39	<1	9188	<2	726	<1	<4	<1	<6	29	5000	18.786	<1.32	<3.94	<0.43	<0.57	<0.55	<0.9	<1.84	
3/31/2006	n/a	208	0.707	<1	<9	206	<1	<1	<1	<5	<1	20398	<2	460	<1	<4	<1	<6	25	10000	21.113	<1.32	<3.94	<0.43	<0.57	<0.55	<0.9	<1.84	
8/4/2006	n/a	240	3.3	<3	<1	210	<0.3	<4	<7	<7	<6	5700	<1	510	<10	<2	<7	<1	13	12000	10	<5	<1.6	<0.24	<0.26	<0.21	<0.36	<0.22	
2/13/2007	n/a	190	1.1	<3	<1	280	<0.3	<4	<7	<7	33	8900	2.1	630	<10	<2	<7	<1	22	6800	11	<5	<1.6	<0.24	<0.26	<0.21	<0.36	<0.22	
8/14/2007	n/a	200	<1	<3	4	280	<0.45	<4	8.3	<7	<6	8900	3.7	730	<10	<2	<7	<1	34	6800	11	<5	<1.6	<0.24	<0.26	<0.21	<0.36	<0.22	
3/6/2008	n/a	190	1.1	<3	3.5	220	<0.3	<4	<7	<7	<6	6500	1.7	460	<10	<2	<7	<1	25	9300	13	<5	<1.6	<0.24	<0.26	<0.21	<0.36	<0.22	
8/6/2008	n/a	210	1.2	<3	3.4	260	<0.3	<4	<7	<7	1.9	7700	1.4	830	<10	<2	<7	<1	19	8000	12	<5	<1.9	<0.24	<0.2	<0.24	<0.36	<0.15	
1/30/2009	n/a	420	1.2	<3	3.2	250	<0.3	<4	<7	<7	1.4	6200	<1	910	<10	<2	<7	<1	8.8	6800	9.1	<5	<1.9	<0.24	<0.2	<0.24	<0.36	<0.15	
8/11/2009	n/a	190	1.2	<3	2.3	280	<0.3	<4	<7	<7	1.7	6000	<1	950	<10	<2	<7	<1	37	6600	6.6	<5	<1.9	<0.24	<0.2	<0.24	<0.36	<0.15	
2/2/2010	n/a	220	<1	<3	4.6	270	<0.3	<4	<7	<7	2.2	8000	2.1	730	<10	<2	<7	<1	17	8000	11	<5	<3.8	<0.14	<0.29	<0.26	<0.1	<0.5	
8/12/2010	n/a	190	1.2	<3	4	240	<0.3	<4	<7	<7	3	7600	1.5	560	<10	<2	<7	<1	12	7000	11	<5	<3.8	<0.14	<0.29	<0.26	<0.38	<0.5	
2/24/2011	n/a	280	1.2	<3	2.3	220	<0.3	<4	<7	<7	<6	4100	1.1	480	<10	<2	<7	<1	12	7900	13	<1.6	<3.8	<0.14	<0.29	<0.26	<0.38	<0.5	
8/30/2011	n/a	160	1.2	<3	1.2	220	<0.3	<4	<7	<7	1.9	2400	<1	520	<10	<2	<7	<1	6.4	7100	11	<2	<3.8	<0.14	<0.29	<0.26	<0.38	<0.5	
2/23/2012	n/a	200	<1	<3	3.9	250	<0.3	<4	<7	<7	1.3	7100	<1	500	<10	<2	<7	<1	5.9	6800	11	<2	<2.5	<0.2	<0.5	<0.5	<1	<0.5	
8/21/2012	n/a	190	<1	<3	4.9	230	<0.3	<4	<7	<7	2.7	6900	<1	590	<10	<2	<7	<1	4.4	6600	10	<2	<2.5	<0.2	<0.5	<0.5	<1	<0.5	
3/1/2013	n/a	170	<1	<3	7.7	220	<0.3	<4	<7	<7	<1	11000	<1	520	<10	<2	<7	<1	7.5	6100	12	<2	<2.5	<0.2	<0.5	<0.5	<1	<0.5	
8/19/2013	n/a	210	2.9	<3	5.6	190	<0.3	<4	<7	<7	5.4	5700	<1	260	<10	<2	<7	<1	14	6500	11	<2	<2.5	<0.2	<0.5	<0.5	<1	<0.5	
2/21/2014	n/a	200	1	<3	7.3	200	<0.3	<4	<7	<7	<1	9200	<1	430	<10	<2	<7	<1	19	6300	11	<2.2	<0.63	<0.12	<0.28	<0.17	<0.27	<0.21	<0.5
8/26/2014	n/a	160	1.7	<3	4.6	240	<0.3	<4	<7	<7	<1	5100	<1	230	<10	<2	<7	<1	6.9	6000	9.7	<2.2	<0.63	<0.12	<0.28	<0.17	<0.27	<0.21	<0.5
3/17/2015	n/a	200	<1	<3	4.2	220	<0.3	<4	<7	<7	2.2	5000	<0.5	250	<10	<2	<7	<0.5	14	6900	9.8	<2.2	<0.63	<0.12	<0.28	<0.17	<0.27	<0.21	<0.5
8/13/2015	n/a	190	<1	<3	2.5	210	<0.3	<4	<7	<7	2.1	2100	<0.5	100	<10	<2	<7	<0.5	15	7000	11	<5.5	<0.49	<0.054	<0.11	<0.12	<0.33	<0.27	<0.5
2/16/2016	n/a	190	2.9	<3	3.6	230	<0.3	<4	<7	<7	1.5	3500	<0.5	180	<10	<2	<7	<0.5	<0.002	6300	9.3	<5.5	<0.49	<0.054	<0.11	<0.12	<0.33	<0.27	<0.5
8/9/2016	n/a	200	<1	<3	4.4	230	<0.3	<4	<7	<7	1.3	5300	<0.5	230	<10	<2	<7	<0.5	2.5	7000	9.7	<5.5	<0.49	<0.054	<0.11	<0.12	<0.33	<0.27	<0.5
2/14/2017	n/a	210	<1	<3	4.7	240	<0.3	<4	<7	<7	1.7	4700	<0.5	160	<10	<2	<7	<0.5	4	7100	9.6	<5.5	<0.49	<0.054	<0.11	<0.12	<0.33	<0.27	<0.5
8/21/2017	n/a	200	<1	<3	6.7	230	<0.3	<4	<7	<7	1.8	4200	<0.5	210	<10	<2	<7	<0.5	4	6800	8.9	<5.5	<0.49	<0.054	<0.11	<0.12	<0.33	<0.27	<0.5
2/6/2018	n/a	190	<1	<3	3.5	230	<0.3	<4	<7	<7	1.6	3100	<0.5	130	<10	<2	<7	<0.5	1	6800	8.3	<5.5	<0.49	<0.054	<0.11	<0.12	<0.33	<0.27	<0.5
8/8/2018	n/a	190	<1	<5	3.6	220	<0.5	<4	<10	<10	1.8	4100	<0.5	160	<10	<5	<7	<0.5	<10	6800	8	<6.7	<3.2	<0.7	<2.5	<1.1	<4.6	<1.7	<0.5
2/26/2019	n/a	190	<1	<5	1.7	230	<0.5	<4	<10	<10	1.3	980	<0.5	13	<10	<5	<7	<0.5	<10	7400	9.5	<6.7	<3.2	<0.7	<2.5	<1.1	<4.6	<1.7	<0.5
8/15/2019	n/a	180	<1	<5	3	230	<0.5	<4	<10	<10	2.1	2800	<0.5	46	<10	<5	<7	<0.5	<10	7300									

City of Little Rock
Historical Database

		trans-1,4-Dichloro-2-butene (ug/L)	Total Dissolved Solids (TDS) (mg/l)	Total Organic Carbon (TOC) (mg/l)	Arsenic Total (ug/l)	Barium Total (ug/l)	Beryllium Total (ug/l)	Cadmium Total (ug/l)	Chromium Total (ug/l)	Cobalt Total (ug/l)	Copper Total (ug/l)	Iron Total (ug/l)	Lead Total (ug/l)	Manganese Total (ug/l)	Nickel Total (ug/l)	Selenium Total (ug/l)	Silver Total (ug/l)	Thallium Total (ug/l)	Zinc Total (ug/l)	Chloride (ug/l)	Sulfate (mg/l)	Acetone (ug/l)	Acrylonitrile (ug/l)	Benzene (ug/l)	Bromochloromethane (ug/l)	Bromodichloromethane (ug/l)	Carbon disulfide (ug/l)	Carbon tetrachloride (ug/l)	
MW-6A	u	4/16/1996 n/a	43	0.814 <3	<1	<50	<1	<1	<1	<1	2	90	<1	16	<2	<1	<1	9	18000	5.4	<0.23	<0.39	<0.16	<0.27	<0.12	<0.07	<0.08		
		10/23/1996 n/a	46.6	1.84 <3	<1	<50	<1	<1	<1	<1	14	448	31	26	8	<2	<1	<1	10	4250	65.6	<0.36	<0.39	<0.07	<0.27	<0.12	<0.07	<0.08	
		4/15/1997 n/a	41.6	1.4 <3	<1		44	<1	<1	<1	4	84	<1	6	<2	<1	<1	20	3750	5.92	<0.36	<0.39	<0.07	<0.27	<0.12	<0.07	<0.08		
		10/28/1997 n/a	49	1.247 <3		1	40	<1	<100	<1	<1	125	3	10	1	<1	<1	27	2500	5.21	<0.37	<0.39	<0.07	<0.27	<0.12	<0.07	<0.08		
		4/30/1998 n/a	51.5	0.589 <3		1	<20	<1	<1	<1	9	350	5	<1	6	<2	<1	37	10500	4.46	<0.4	<0.4	<0.01	<0.06	<0.05	<0.07	<0.1		
		5/24/1999 n/a	50	3.38 <3	<1	<20	<1	<1	<1	<1	16	285	<1	7	<1	<2	<1	74	24500	4.26	<0.36	<0.39	<0.01	<0.057	<0.035	<0.07	<0.039		
		11/11/1999 n/a	44.5	0.35 <3	<1	<20	<1	<1	<1	71	<1	162	<2	12	3	<2	<5	<1	24	1410	1.64	0.29	<0.4	<0.01	<0.06	<0.04	<0.07	<0.1	
		5/16/2000 n/a	43	0.35 <3	<1	<20	<1	<1	<1	<1	<5	85	<1	<5	<1	<5	<1	<5	1450	3.1	<0.4	<0.4	<0.01	<0.06	<0.04	<0.07	<0.1		
		12/18/2000 n/a	49.2	0.97 <3	<1	<20	<1	<1	<1	<1	<5	<5	<1	1030	<1	<2	<5	<1	12	1510	5.01	<0.4	<0.4	<0.01	<0.06	<0.04	<0.07	<0.1	
		8/14/2001 n/a	74	0.694 <1	<2	265	<0.5	<0.5	<5	<10	15	160	<10	10	<15	<2	<5	<1	31	20000	<5	<3.72	<9.52	<2.44	<2.74	<1.88	<6.61	<3.09	
		2/6/2002 n/a	<10	0.546	<2	23	<1	<1	<1	<5	<3	98	<2	5	<2	6	<1	<1	5	10000	<5	<3.72	<9.52	<2.44	<2.74	<1.88	<6.61	<3.09	
MW-6B	u	2/4/2003 n/a	84	0.468 <2	<2	26	<1	<1	<1	<5	<3	133		97	<2	<4	<1	<1	<1	15000	<5	<1.32	<3.94	<0.43	<0.57	<0.55	<0.9	<1.84	
		8/7/2003 n/a	152	1.254 <2	<2	44	<1	<1	<1	<5	<3	1309	<2	142	<2	<4	<1	<1	21	<100	7.58	1.32	<3.94	<0.43	<0.57	<0.55	<0.9	<1.84	
		2/10/2004 n/a	116	0.752 <2	<2	52	<1	<1	<1	<5	<3	1417	<2	180	<2	<4	<1	<1	7	<100	5.396	1.32	<3.94	<0.43	<0.57	<0.55	<0.9	<1.84	
		8/20/2004 n/a	1644	15.286 <1	<9	295	<1	<1	<1	<5	<1	2190	<2	985	<1	<4	<1	<6	125	<100	481.613	1.32	<3.94	<0.43	<0.57	<0.55	<0.9	<1.84	
		3/2/2005 n/a	678	7.57 <1	<9	1590	<1	<1	<1	<5	<1	84000	<2	3200	<1	<4	<1	<6	554	<100	121.877	1.32	<3.94	<0.43	<0.57	<0.55	<0.9	<1.84	
		8/22/2005 n/a	1122	7.69 <1	<9	1130		1130		42	<5	65	78598	192	2718	<1	<4	<1	<6	468	5000	219.283	1.32	<3.94	<0.43	<0.57	<0.55	<0.9	<1.84
		3/31/2006 n/a	92	0.509 <1	<9	48	<1	<1	<1	<5	<1	1018	<2	100	<1	<4	<1	<6	7	<100	8.979	1.32	<3.94	<0.43	<0.57	<0.55	<0.9	<1.84	
		8/4/2006 n/a	150	4.4 <3	<1	130	0.41	<4	<7	<7	<6	8000	3.4	1400	<10	<2	<7	<1	30	7300	16	<5	<1.6	<0.24	<0.26	<0.21	<0.36	<0.22	
		2/13/2007 n/a	100	6.5 <3	<1	56	0.32	<4	<7	<7	7	790	5.7	120	<10	<2	<7	<1	42	1700	14	<5	<1.6	<0.24	<0.26	<0.21	<0.36	<0.22	
		8/14/2007 n/a	200	8.2 <3		2.7	120	<0.3	<4	<7	<6	3900	<1	1300	<10	<2	<7	<1	21	3100	11	<5	<1.6	<0.24	<0.26	<0.21	<0.36	<0.22	
		3/6/2008 n/a	110	6.7 <3	<1		370	<0.3	<4	<7	<6	2500	<1	160	<10	<2	<7	<1	43	2700	13	<5	<1.6	<0.24	<0.26	<0.21	<0.36	<0.22	
		1/30/2009 n/a	120	6.2 <3	<1		66	<0.3	<4	<7	<7	3.4	1100	<1	320	<10	<2	<7	<1	9.7	2400	12	<5	<1.6	<0.24	<0.26	<0.21	<0.36	<0.22
		8/11/2009 n/a	120	9.1 <3		9.1	50	<0.3	<4	<7	<7	920	920	950	<10	<2	<7	<1	10	1300	4.5	<5	<1.6	0.15	<0.26	<0.21	<0.36	<0.22	
		2/2/2010 n/a	130	5.6 <3	<1		37	<0.3	<4	<7	<7	1.9	2500	6.4	470	<10	<2	<7	<1	4.4	2300	6.9	<5	<3.8	<0.14	<0.29	<0.26	<0.1	<0.5
		8/12/2010 n/a	210	5.4 <3		4.7	140	<0.3	<4	<7	<7	4.2	10000	<1	6500	<10	<2	<7	<1	40	1500	4.7	<5	<3.8	0.45	<0.29	<0.26	<0.38	<0.5
		2/24/2011 n/a	180	3.1 <3		2.3	84	<0.3	<4	<7	<7	6	7800	<1	1400	<10	<2	<7	<1	67	1900	5.8	<5	<3.8	1.4	<0.29	<0.26	<0.38	<0.5
		8/30/2011 n/a	180	7.5 <3		3.7	190	<0.3	<4	<7	<7	15	10000	<1	5800	<10	<2	<7	99	2000	7.4	<2	<3.8	1.3	<0.29	<0.26	<0.38	<0.5	
		2/23/2012 n/a	140	8.4 <3			43	<0.3	<4	<7	<7	5.1	7000	<1	970	<10	<2	<7	17	1400	8.8	<2	<2.5	<0.2	<0.5	<0.5	<1	<0.5	
		3/1/2013 n/a	110	3.9 <3	<1		47	<0.3	<4	<7	<7	42	8200	1	950	<10	<2	<7	58	1500	4.3	<2	<2.5	<0.2	0.48	<0.5	<1	<0.5	
		8/19/2013 n/a	300	2.3 <3		2.5	30	0.33	<4	<7	<7	16	21000	<1	4800	<10	<2	<7	72	1900	0.93	<2	<2.5	0.77	<0.5	<0.5	<1	<0.5	
		2/21/2014 n/a	130	2.4 <3	<1		68	<0.3	<4	<7	<7	21	9700	<1	1500	<10	<2	<7	46	1700	4.8	<2.2	<0.63	0.59	<0.28	<0.17	1.4	<0.21	
		8/26/2014 n/a	120	4.7 <3		2.2	160	<0.3	<4	<7	<7	25	21000	<1	2900	<10	<2	<7	88	1400	0.96	<2.2	<0.63	0.59	<0.28	<0.17	1.4	<0.21	
		3/17/2015 n/a	320	32 <3		8.8	200	0.45	<4	<7		73	6300	3.6	3600	<10	<2	<7	0.5	730	1300	51	<2.2	<0.63	0.29	<0.28	<0.17	<0.27	<0.21
		8/13/2015 n/a	210	5.8 <3		1.7	130	<0.3	<4	<7	<7	21	19000	0.61	4400	<10	<2	<7	0.5	110	1600	2.1	<5.5	<0.49	<0.054	<0.11	<0.12	<0.33	<0.27
		2/16/2016 n/a	210	12 <3		5.9	110	<0.3	<4	<7	<7	5.1	16000	<1	2000	<10	<2	<7	0.5	15	1700	5.1	<5.5	<0.49	<0.054	<0.11	<0.12	<0.33	<0.27
		8/9/2016 n/a	300	18 <3		4.5	170	<0.3	<4	<7	<7	4.8	17000	<1	3800	<10	<2	<7	0.5	28	2700	3.3	11	<0.49	<0.054	<0.11	<0.12	<0.33	<0.27
		2/14/2017 n/a	210	4 <3		3	120	<0.3	<4	<7	<7	11	27000	<0.5	4400	<10	<2	<7	0.5	54	1800	4.7	<3.5	<0.49	<0.054	<0.11	<0.12	<0.33	<0.27
		8/21/2017 n/a	200	4.2 <3		4	120	<0.3	<4	<7	<7	83	23000	1.4	4800	<10	<2	<7	0.5	440	1700	5.5	8	<0.49	<0.054	<0.11	<0.12	<0.33	<0.27
		2/6/2018 n/a	280	12 <3		4.9	230	<0.5	<4	<7	<7	63	45000	<0.5	7000	<10	<2	<7	0.5	53	1800	10	14	<0.49	<0.054	<0.11	<0.12	<0.33	<0.27
		8/8/2018 n/a	300	30 <5		6.8	260	<0.5	<4	<10	<10	4.6	20000	<0.5	11000	<10	<2	<7	0.5	360	1800	13	16	<3.2	0.81	<2.5	<1.1	<4.6	<

City of Little Rock
Historical Database

			Chlorobenzene (ug/l)	Chloroethane (ug/l)	Chloroform (ug/l)	Dibromochloromethane (ug/l)	DBCP (ug/l)	1,2-Dibromoethane (ug/l)	1,2-Dichlorobenzene (ug/l)	1,4-Dichlorobenzene (ug/l)	1,4-DCI2B (ug/l)	1,1-Dichloroethane (ug/l)	1,2-Dichloroethane (ug/l)	1,1-Dichloroethene (ug/l)	cis-1,2-Dichloroethene (ug/l)	trans-1,2-Dichloroethene (ug/l)	1,2-Dichloropropane (ug/l)	cis-1,3-Dichloropropene (ug/l)	trans-1,3-Dichloropropene (ug/l)	Ethylbenzene (ug/l)	2-Hexanone (ug/l)	Methyl Bromide (ug/l)	Methylene chloride (ug/l)	Dibromomethane (ug/l)	Dichloromethane (ug/l)	2-Butanone (MEX) (ug/l)	Iodine (ug/l)	4-Methyl-2-pentanone (ug/l)	Styrene (ug/l)
MW-6A	u	4/16/1996	<0.09	<1.21	<0.21	<0.16	<0.56	<0.24	<0.15	<0.05	<0.49	<0.19	<0.23	<0.75	<0.16	<0.19	<0.15	<0.2	<0.28	<0.03	<0.28	<0.66	<1.44	<0.3	<0.19	<0.37	<0.48	<0.23	<0.04
		10/23/1996	<0.09	<1.21	<0.21	<0.16	<0.56	<0.12	<0.15	<0.05	<0.17	<0.19	<0.23	<0.75	<0.16	<0.19	<0.15	<0.2	<0.28	<0.03	<0.28	<0.66	<1.44	<0.3	<0.19	<0.37	<0.48	<0.23	<0.11
		4/15/1997	<0.09	<1.21	<0.21	<0.16	<0.56	<0.1	<0.15	<0.05	<0.17	<0.19	<0.23	<0.75	<0.16	<0.19	<0.15	<0.2	<0.28	<0.03	<0.28	<0.66	<1.44	<0.3	<0.19	<0.37	<0.48	<0.23	<0.11
		10/28/1997	<0.09	<1.21	<0.21	<0.16	<0.1	<0.05	<0.15	<0.05	<0.17	<0.19	<0.23	<0.75	<0.16	<0.19	<0.15	<0.2	<0.28	<0.03	<0.12	<0.66	<1.21	<0.3	<0.19	<0.23	<0.27	<0.23	<0.11
		4/30/1998	<0.1	<1.2	<0.2	<0.03	<0.04	<0.02	<0.2	<0.2	0.06	<0.02	<0.1	<0.06	<0.06	<0.02	<0.01	<0.03	<0.01	<0.3	<0.7	<1.5	<0.03	<0.2	<0.4	<0.5	<0.2	<0.02	
		5/24/1999	<0.011	<1.21	<0.2	<0.032	<0.04	<0.012	<0.013	<0.11	<0.17	<0.057	<0.012	<0.087	<0.056	<0.054	<0.017	<0.008	<0.025	<0.006	<0.28	<0.66	<1.44	<0.027	<0.11	<0.37	<0.48	<0.23	<0.005
		11/11/1999	<0.1	<1.2	<0.2	<0.04	<0.04	<0.01	<0.01	<0.2	<0.06	<0.02	<0.1	<0.06	<0.06	<0.02	<0.01	<0.03	<0.01	<0.3	<0.7	<1.5	<0.03	<0.2	<0.4	<0.5	<0.2	<0.02	
		5/16/2000	<0.1	<1.2	<0.2	<0.04	<0.04	<0.02	<0.02	<0.01	<0.2	<0.06	<0.02	<0.1	<0.06	<0.06	<0.02	<0.01	<0.03	<0.01	<0.3	<0.7	<1.5	<0.03	<0.2	<0.4	<0.5	<0.2	<0.02
		12/18/2000	<0.1	<1.2	<0.2	<0.04	<0.04	<0.02	<0.02	<0.01	<0.2	<0.06	<0.02	<0.1	<0.06	<0.06	<0.02	<0.01	<0.03	<0.01	<0.3	<0.7	<1.5	<0.03	1.83	<0.4	<0.5	<0.2	<0.02
		8/14/2001	<2.97	<1.5	<2.72	<1.99	<1.44	<1.98	<3.45	<3.36	<3.63	<2.57	<2.73	<2.75	<2.55	<2.55	<2.85	<2.53	<2.74	<2.71	<2.39	<1.73	<6.23	<1.84	<4.07	<9.2	<3.04	<3.42	<5.71
		2/6/2002	<2.97	<1.5	<2.72	<1.99	<0.2	<0.05	<3.45	<3.36	<3.63	<2.57	<2.73	<2.75	<2.55	<2.55	<2.85	<2.53	<2.74	<2.71	<2.39	<1.73	<6.23	<1.84	<4.07	<9.2	<3.04	<3.42	<5.71
MW-6B	u	2/4/2003	<0.31	<1.24	<0.62	<0.99	<0.18	<0.05	<0.44	<0.71	<1.4	<1.02	<0.59	<0.5	<0.49	<0.66	<0.75	<1.29	<1.15	<0.35	<1.06	<1.04	<0.68	<0.93	<2.22	<1.04	<0.92	<0.51	<0.43
		8/7/2003	<0.31	<1.24	<0.62	<0.99	<0.18	<0.05	<0.44	<0.71	<1.4	<1.02	<0.59	<0.5	<0.49	<0.66	<0.75	<1.29	<1.15	<0.35	<1.06	<1.04	<0.68	<0.93	<2.22	<1.04	<0.92	<0.51	<0.43
		2/10/2004	<0.31	<1.24	<0.62	<0.99	<0.18	<0.05	<0.44	<0.71	<1.4	<1.02	<0.59	<0.5	<0.49	<0.66	<0.75	<1.29	<1.15	<0.35	<1.06	<1.04	<0.68	<0.93	<2.22	<1.04	<0.92	<0.51	<0.43
		8/20/2004	<0.31	<1.24	<0.62	<0.99	<0.18	<0.05	<0.44	<0.71	<1.4	<1.02	<0.59	<0.5	<0.49	<0.66	<0.75	<1.29	<1.15	<0.35	<1.06	<1.04	<0.68	<0.93	<2.22	<1.04	<0.92	<0.51	<0.43
		3/2/2005	<0.31	<1.24	<0.62	<0.99	<0.18	<0.05	<0.44	<0.71	<1.4	<1.02	<0.59	<0.5	<0.49	<0.66	<0.75	<1.29	<1.15	<0.35	<1.06	<1.04	<0.68	<0.93	<2.22	<1.04	<0.92	<0.51	<0.43
		8/22/2005	<0.31	<1.24	<0.62	<0.99	<0.18	<0.05	<0.44	<0.71	<1.4	<1.02	<0.59	<0.5	<0.49	<0.66	<0.75	<1.29	<1.15	<0.35	<1.06	<1.04	<0.68	<0.93	<2.22	<1.04	<0.92	<0.51	<0.43
		3/31/2006	<0.31	<1.24	<0.62	<0.99	<0.18	<0.05	<0.44	<0.71	<1.4	<1.02	<0.59	<0.5	<0.49	<0.66	<0.75	<1.29	<1.15	<0.35	<1.06	<1.04	<0.68	<0.93	<2.22	<1.04	<0.92	<0.51	<0.43
		8/4/2006	<0.45	<0.33	<0.25	<0.21	<0.69	<0.25	<0.8	<0.8	<1.2	<0.38	<0.7	<0.38	<0.16	<0.19	<0.27	<0.19	<0.13	<0.5	<0.53	<0.26	<0.14	<0.25	<0.21	<1.3	<0.29	<0.5	<0.15
		2/13/2007	<0.45	<0.33	<0.25	<0.21	<0.69	<0.25	<0.8	<0.8	<1.2	<0.38	<0.7	<0.38	<0.16	<0.19	<0.27	<0.19	<0.13	<0.5	<0.53	<0.26	<0.14	<0.25	<0.21	<1.3	<0.29	<0.5	<0.15
		8/14/2007	<0.45	<0.33	<0.25	<0.21	<0.69	<0.25	<0.8	<0.8	<1.2	<0.38	<0.7	<0.38	<0.16	<0.19	<0.27	<0.19	<0.13	<0.5	<0.53	<0.26	<0.14	<0.36	<1	<1.3	<0.29	<0.5	<0.15
		3/6/2008	<0.45	<0.33	<0.25	<0.21	<0.69	<0.25	<0.8	<0.8	<1.2	<0.38	<0.7	<0.38	<0.16	<0.19	<0.27	<0.19	<0.13	<0.5	<0.53	<0.26	<0.14	<0.36	<1	<1.3	<0.29	<0.5	<0.15
		1/30/2009	<0.45	<0.33	<0.25	<0.21	<0.69	<0.25	<0.8	<0.8	<1.2	<0.38	<0.7	<0.38	<0.16	<0.19	<0.27	<0.19	<0.13	<0.5	<0.53	<0.26	<0.14	<0.36	<1	<1.3	<0.29	<0.5	<0.15
		8/11/2009	<0.45	<0.33	<0.25	<0.21	<0.69	<0.25	<0.8	<0.8	<1.2	<0.38	<0.7	<0.38	<0.16	<0.19	<0.27	<0.19	<0.13	<0.5	<0.53	<0.26	<0.14	<0.36	<1	<1.3	<0.29	<0.5	<0.15
		2/2/2010	<0.2	<0.26	<0.21	<0.26	<0.52	<0.31	<0.8	<0.8	<1.7	<0.2	<0.56	<0.19	<0.29	<0.27	<0.45	<0.19	<0.32	<0.12	<1.3	<0.49	<0.32	<0.3	<1	<1.9	<0.29	<0.9	<0.21
		8/12/2010	<0.2	<0.26	<0.21	<0.21	<0.21	<0.31	<0.19	<0.17	<1.7	<0.2	<0.2	<0.19	<0.29	<0.27	<0.45	<0.19	<0.32	<0.12	<0.29	<0.49	<0.32	<0.3	<0.59	<1.9	<0.29	<0.9	<0.21
		2/24/2011	<0.2	<0.26	<0.21	<0.21	<0.31	<0.19	<0.17	<1.7	<0.2	<0.2	<0.19	<0.29	<0.27	<0.45	<0.19	<0.32	<0.12	<0.29	<0.49	<0.32	<0.3	<0.59	<1.9	<0.29	<0.9	<0.21	<0.21
		8/30/2011	<0.2	<0.26	<0.21	<0.21	<0.21	<0.31	<0.19	<0.17	<1.7	<0.2	<0.2	<0.19	<0.29	<0.27	<0.45	<0.19	<0.32	<0.12	<0.29	<0.49	<0.32	<0.3	<0.59	<1.9	<0.29	<0.9	<0.21
		2/23/2012	<0.2	<1	<0.5	<0.5	<0.5	<0.5	<0.5	<1	<0.5	<0.2	<0.5	<0.5	<0.5	<0.2	<0.5	<0.2	<0.2	<1	<1	<0.5	<0.5	<1	<0.4	<1	<1	<0.2	<0.2
		3/1/2013	<0.2	<1	<0.5	<0.5	<0.5	<0.5	<0.5	<0.5	<1	<0.5	<0.2	<0.5	<0.5	<0.2	<0.5	<0.2	<0.2	<1	<1	<0.5	<0.5	<1	<0.4	<1	<1	<0.2	<0.2
		8/19/2013	0.32	<1	<0.5	<0.5	<0.5	<0.5	<0.5	<1	<0.5	<0.2	<0.5	<0.5	<0.2	<0.5	<0.2	<0.2	<1	<1	<0.5	<0.5	<1	<0.4	<1	<1	<0.2	<0.2	
		2/21/2014	<0.11	<0.35	<0.16	<0.11	<0.34	<0.2	<0.17	<0.19	<2	<0.15	<0.21	<0.24	<0.17	<0.2	<0.19	<0.14	<0.2	<0.12	<0.74	<0.16	1.4	<0.23	<0.25	<0.63	<0.2	<0.34	<0.11
		8/26/2014	<0.11	<0.35	<0.16	<0.11	<0.34	<0.2	<0.17	<0.19	<2	<0.15	<0.21	<0.24	<0.17	<0.2	<0.19	<0.14	<0.2	<0.12	<0.74	<0.16	1.4	<0.23	<0.25	<0.63	<0.2	<0.34	<0.11
		3/17/2015	<0.11	<0.35	<0.16	<0.11	<0.34	<0.2	<0.17	<0.19	<2	<0.15	<0.21	<0.24	<0.17	<0.2	<0.19	<0.14	<0.2	<0.12	<0.74	<0.16	<0.2	<0.23	<0.25	<0.63	<0.2	<0.34	<0.11
		8/13/2015	<0.087	<0.22	<0.082	<0.12	<0.31	<0.18	<0.093	<0.12	<0.5	<0.076	<0.086	<0.21	<0.13	<0.17	<0.15	<0.15	<0.27	<0.057	<0.51	<0.11	<0.38	<0.13	<0.26	<0.69	<0.41	<4.1	<0.15
		2/16/2016	<0.087	<0.22	<0.082	<0.12	<0.31	<0.18	<0.093	<0.12	<0.5	<0.076	<0.086	<0.21	<0.13	<0.17	<0.15	<0.15	<0.27	<0.057	<0.51	<0.11	<0.38	<0.13	<0.26	<0.69	<0.41	<4.1	<0.15
		8/9/2016	<0.087	<0.22	<0.082	<0.12	<0.31	<0.18	<0.093	<0.12	<0.5	<0.076	<0.086	<0.21	<0.13	<0.17	<0.15	<0.15	<0.27	<0.057	<0.51	<0.11	<0.38	<0.13	<0.26	<0.69	<0.41	<4.1	<0.15
		2/14/2017	<0.087	<0.22	<0.082	<0.12	<0.31	<0.18	<0.093	<0.12	<0.5	<0.076	<0.086	<0.21	<0.13	<0.17	<0.15	<0.15	<0.27	<0.057	<0.51	<0.11	<0						

City of Little Rock
Historical Database

		1,1,1,2-Tetrachloroethane (ug/l)	Tetrachloroethane (ug/l)	Tetrachloroethene (ug/l)	Toluene (ug/l)	1,1,1-Trichloroethane (ug/l)	1,1,2-Trichloroethane (ug/l)	Trichloroethene (ug/l)	Trichlorofluoromethane (ug/l)	1,2,3-Trichloropropane (ug/l)	Vinyl Acetate (ug/l)	Vinyl Chloride (ug/l)	pH (SU)	1,1,2,2-Tetrachloroethane (ug/l)	1,2-Dibromo-3-chloropropane (ug/l)	Acetonitrile (ug/l)	1,4-Dichlorobutane (ug/l)	Vanadium Total (ug/l)	Xylenes [Total] (ug/l)	2-Methyl-1-Propanol (mg/l)	Mercury Total (mg/l)	Sulfate (mg/l)	Tin Total (mg/l)	Dibromofluoromethane [Surf] (ug/L)	Toluene-d8 [Surf] (ug/L)	4-Bromofluorobenzene [Surf] (ug/L)	1,4-DCB[d1] (ug/L)	Bromomom (ug/L)	Bromomethane (ug/L)	Chloromethane (ug/L)								
MW-6A	u																																					
		4/16/1996	<0.12	<0.32	<0.13	<0.05	<0.07	<0.19	<0.13	<0.09	<0.18	<1	<1.18	5.4	n/a	n/a	n/a	<50	<0.11	n/a	n/a	n/a	n/a	n/a	n/a	n/a	n/a	n/a	n/a	n/a	n/a	n/a	<0.3	n/a	n/a			
		10/23/1996	<0.12	<0.32	<0.13	<0.05	<0.07	<0.19	<0.13	<0.09	<0.18	<1	<1.18	5.69	n/a	n/a	n/a	<50	<0.09	n/a	n/a	n/a	n/a	n/a	n/a	n/a	n/a	n/a	n/a	n/a	n/a	n/a	n/a	n/a	<0.3	n/a	n/a	
		4/15/1997	<0.12	<0.32	<0.13	<0.05	<0.07	<0.19	<0.13	<0.09	<0.18	<1	<1.18	5.53	n/a	n/a	n/a	<40	<0.09	n/a	n/a	n/a	n/a	n/a	n/a	n/a	n/a	n/a	n/a	n/a	n/a	n/a	n/a	n/a	<0.3	n/a	n/a	
		10/28/1997	<0.12	<0.32	<0.13	<0.05	<0.07	<0.19	<0.13	<0.09	<0.18	<1	<1.18	4.89	n/a	n/a	n/a	<40	<0.09	n/a	n/a	n/a	n/a	n/a	n/a	n/a	n/a	n/a	n/a	n/a	n/a	n/a	n/a	n/a	n/a	<0.3	n/a	n/a
		4/30/1998	<0.1	<0.03	<0.1	<0.1	<0.02	<0.1	<0.1	<0.1	<0.1	<0.1	<0.03	<1	<1.2	3.88	n/a	<40	<0.045	n/a	n/a	n/a	n/a	n/a	n/a	n/a	n/a	n/a	n/a	n/a	n/a	n/a	n/a	n/a	<0.03	n/a	n/a	
		5/24/1999	<0.087	<0.022	<0.061	<0.012	<0.015	<0.1	<0.028	<0.09	<0.029	<1	<1.18	5.9	n/a	n/a	n/a	<40	<0.02	n/a	n/a	n/a	n/a	n/a	n/a	n/a	n/a	n/a	n/a	n/a	n/a	n/a	n/a	n/a	<0.029	n/a	n/a	
		11/11/1999	<0.1	<0.03	<0.1	<0.1	<0.02	<0.1	<0.1	<0.09	<0.03	<1	<1.2	n/a	n/a	n/a	n/a	<40	<0.02	n/a	n/a	n/a	n/a	n/a	n/a	n/a	n/a	n/a	n/a	n/a	n/a	n/a	n/a	<0.03	n/a	n/a		
		5/16/2000	<0.1	<0.03	<0.1	<0.1	<0.02	<0.1	<0.1	<0.09	<0.03	<1	<1.2	6.5	n/a	n/a	n/a	<40	<0.02	n/a	n/a	n/a	n/a	n/a	n/a	n/a	n/a	n/a	n/a	n/a	n/a	n/a	n/a	<0.03	n/a	n/a		
		12/18/2000	<0.1	<0.03	<0.1	<0.1	<0.02	<0.1	<0.1	<0.09	<0.03	<1	<1.2	5.93	n/a	n/a	n/a	<40	<0.02	n/a	n/a	n/a	n/a	n/a	n/a	n/a	n/a	n/a	n/a	n/a	n/a	n/a	n/a	<0.03	n/a	n/a		
		8/14/2001	<1.5	<3.43	<3.06	<2.09	<2.38	<2.71	<2.96	<1.79	<0.84	<2.54	<1.25	5.54	n/a	n/a	n/a	<30	<2.65	n/a	n/a	n/a	n/a	n/a	n/a	n/a	n/a	n/a	n/a	n/a	n/a	n/a	<2.73	n/a	n/a	n/a		
		2/6/2002	<1.5	<3.43	<3.06	<2.09	<2.38	<2.71	<2.96	<1.79	<0.84	<2.54	<1.25	5.62	n/a	n/a	n/a	<10	<2.65	n/a	n/a	n/a	n/a	n/a	n/a	n/a	n/a	n/a	n/a	n/a	n/a	n/a	<2.73	n/a	n/a	n/a		
MW-6B	u																																					
		2/4/2003	<0.72	<1.99	<0.51	<0.47	<0.14	<1.05	<0.77	<0.79	<1.47	<0.78	<0.81	6.36	n/a	n/a	n/a	<10	<0.75	n/a	n/a	n/a	n/a	n/a	n/a	n/a	n/a	n/a	n/a	n/a	n/a	n/a	n/a	n/a	<2.53	n/a	n/a	
		8/7/2003	<0.72	<1.99	<0.51	<0.47	<0.14	<1.05	<0.77	<0.79	<1.47	<0.78	<0.81	6.07	n/a	n/a	n/a	<10	<0.75	n/a	n/a	n/a	n/a	n/a	n/a	n/a	n/a	n/a	n/a	n/a	n/a	n/a	n/a	n/a	<2.53	n/a	n/a	
		2/10/2004	<0.72	<1.99	<0.51	<0.47	<0.14	<1.05	<0.77	<0.79	<1.47	<0.78	<0.81	6.49	n/a	n/a	n/a	<10	<0.75	n/a	n/a	n/a	n/a	n/a	n/a	n/a	n/a	n/a	n/a	n/a	n/a	n/a	n/a	n/a	<2.53	n/a	n/a	
		8/20/2004	<0.72	<1.99	<0.51	<0.47	<0.14	<1.05	<0.77	<0.79	<1.47	<0.78	<0.81	6.8	n/a	n/a	n/a	<4	<0.75	n/a	n/a	n/a	n/a	n/a	n/a	n/a	n/a	n/a	n/a	n/a	n/a	n/a	n/a	n/a	<2.53	n/a	n/a	
		3/2/2005	<0.72	<1.99	<0.51	<0.47	<0.14	<1.05	<0.77	<0.79	<1.47	<0.78	<0.81	6.26	n/a	n/a	n/a	<4	<0.75	n/a	n/a	n/a	n/a	n/a	n/a	n/a	n/a	n/a	n/a	n/a	n/a	n/a	n/a	n/a	<2.53	n/a	n/a	
		8/22/2005	<0.72	<1.99	<0.51	<0.47	<0.14	<1.05	<0.77	<0.79	<1.47	<0.78	<0.81	6.48	n/a	n/a	n/a	<4	<0.75	n/a	n/a	n/a	n/a	n/a	n/a	n/a	n/a	n/a	n/a	n/a	n/a	n/a	n/a	n/a	<2.53	n/a	n/a	
		3/31/2006	<0.72	<1.99	<0.51	<0.47	<0.14	<1.05	<0.77	<0.79	<1.47	<0.78	<0.81	7.04	n/a	n/a	n/a	<4	<0.75	n/a	n/a	n/a	n/a	n/a	n/a	n/a	n/a	n/a	n/a	n/a	n/a	n/a	n/a	<2.53	n/a	n/a	n/a	
		8/4/2006	<0.18	<0.16	<0.5	<0.5	<0.22	<0.22	<0.57	<0.21	<0.34	<0.34	<0.26	6.6	n/a	n/a	n/a	<8	<0.7	n/a	n/a	n/a	n/a	n/a	n/a	n/a	n/a	n/a	n/a	n/a	n/a	n/a	n/a	<0.14	n/a	n/a	n/a	
		2/13/2007	<0.18	<0.16	<0.5	<0.5	<0.22	<0.22	<0.57	<0.21	<0.34	<0.34	<0.26	5.95	n/a	n/a	n/a	<8	<0.7	n/a	n/a	n/a	n/a	n/a	n/a	n/a	n/a	n/a	n/a	n/a	n/a	n/a	n/a	<0.14	n/a	n/a	n/a	
		8/14/2007	<0.18	<0.16	<0.5	<0.5	<0.22	<0.22	<0.57	<0.21	<0.34	<0.34	<0.26	5.95	n/a	n/a	n/a	<8	<0.7	n/a	n/a	n/a	n/a	n/a	n/a	n/a	n/a	n/a	n/a	n/a	n/a	n/a	n/a	<0.14	n/a	n/a	n/a	
		3/6/2008	<0.18	<0.16	<0.5	<0.5	<0.22	<0.22	<0.57	<0.21	<0.34	<0.34	<0.26	6.1	n/a	n/a	n/a	<8	<0.7	n/a	n/a	n/a	n/a	n/a	n/a	n/a	n/a	n/a	n/a	n/a	n/a	n/a	n/a	<0.14	n/a	n/a	n/a	
		1/30/2009	<0.18	<0.16	<0.5	<0.5	<0.22	<0.22	<0.57	<0.21	<0.34	<0.34	<0.26	6	n/a	n/a	n/a	<8	<0.7	n/a	n/a	n/a	n/a	n/a	n/a	n/a	n/a	n/a	n/a	n/a	n/a	n/a	n/a	<0.14	n/a	n/a	n/a	
		8/11/2009	<0.18	<0.16	<0.5		4.3	<0.22	<0.22	<0.57	<0.21	<0.34	<0.34	<0.26	6.6	n/a	n/a	n/a	<8	<0.7	n/a	n/a	n/a	n/a	n/a	n/a	n/a	n/a	n/a	n/a	n/a	n/a	n/a	<0.14	n/a	n/a	n/a	
		2/2/2010	<0.32	<0.51	<0.34	<0.5	<0.26	<0.29	<0.29	<0.22	<0.6	<0.45	<0.34	5.7	n/a	n/a	n/a	<8	<0.43	n/a	n/a	n/a	n/a	n/a	n/a	n/a	n/a	n/a	n/a	n/a	n/a	n/a	n/a	<0.24	n/a	n/a	n/a	
		8/12/2010	<0.32	<0.17	<0.34	<0.19	<0.26	<0.29	<0.29	<0.22	<0.48	<0.45		1.1	6.2	n/a	n/a	<8	<0.43	n/a	n/a	n/a	n/a	n/a	n/a	n/a	n/a	n/a	n/a	n/a	n/a	n/a	n/a	<0.24	n/a	n/a	n/a	
		2/4/2011	<0.32	<0.17	<0.34	<0.19	<0.26	<0.29	<0.29	<0.22	<0.48	<0.45		0.75	5.71	n/a	n/a	<8	<0.43	n/a	n/a	n/a	n/a	n/a	n/a	n/a	n/a	n/a	n/a	n/a	n/a	n/a	n/a	<0.24	n/a	n/a	n/a	
		8/30/2011	<0.32	<0.17	<0.34	<0.19	<0.26	<0.29	<0.29	<0.22	<0.48	<0.45		0.91	6.2	n/a	n/a	<8	<0.43	n/a	n/a	n/a	n/a	n/a	n/a	n/a	n/a	n/a	n/a	n/a	n/a	n/a	n/a	<0.24	n/a	n/a	n/a	
		2/23/2012	<0.5	<0.5	<1	<0.2	<0.2	<0.5	<0.5	<0.5	<0.2	<0.4	<0.5	5.6	n/a	n/a	n/a	<8	<0.4	n/a	n/a	n/a	n/a	n/a	n/a	n/a	n/a	n/a	n/a	n/a	n/a	n/a	n/a	<0.5	n/a	n/a	n/a	
		3/1/2013	<0.5	<0.5	<1		2.8	<0.2	<0.5	<0.5	<0.5	<0.2	<0.4	<0.5	6.21	n/a	n/a	<8	<0.4	n/a	n/a	n/a	n/a	n/a	n/a	n/a	n/a	n/a	n/a	n/a	n/a	n/a	<0.5	n/a	n/a	n/a		
		8/19/2013	<0.5	<0.5	<1		0.27	<0.2	<0.5	<0.5	<0.5	<0.2	<0.4	<0.5	6.05	n/a	n/a	9	<0.4	n/a	n/a	n/a	n/a	n/a	n/a	n/a	n/a	n/a	n/a	n/a	n/a	n/a	<0.5	n/a	n/a	n/a		
		2/21/2014	<0.16	<0.2	<0.18	<0.16	<0.13	<0.19	<0.22	<0.14	<0.37	<0.26	<0.47	5.83	n/a	n/a	n/a	<8	<0.87	n/a	n/a	n/a	n/a	n/a	n/a	n/a	n/a	n/a	n/a	n/a	n/a	n/a	<0.26	n/a	n/a	n/a		
		8/26/2014	<0.16	<0.2	<0.18	<0.16	<0.13	<0.19	<0.22	<0.14	<0.37	<0.26	<0.47	6.08	n/a	n/a	n/a	10	<0.87	n/a	n/a	n/a	n/a	n/a	n/a	n/a	n/a	n/a	n/a	n/a	n/a	n/a	<0.26	n/a	n/a	n/a		
		3/17/2015	<0.16	<0.2	<0.18	<0.16	<0.13	<0.19	<0.22	<0.14	<0.37	<0.26		0.53	5.76	n/a	n/a	47																				

City of Little Rock
Historical Database

		trans-1,4-Dichloro-2-butene (ug/L)	Total Dissolved Solids [TDS] (mg/L)	Total Organic Carbon [TOC] (mg/L)	Antimony Total (ug/l)	Arsenic Total (ug/l)	Barium Total (ug/l)	Beryllium Total (ug/l)	Cadmium Total (ug/l)	Chromium Total (ug/l)	Cobalt Total (ug/l)	Copper Total (ug/l)	Iron Total (ug/l)	Lead Total (ug/l)	Manganese Total (ug/l)	Nickel Total (ug/l)	Selenium Total (ug/l)	Silver Total (ug/l)	Thallium Total (ug/l)	Zinc Total (ug/l)	Chloride (ug/l)	Sulfate (mg/l)	Acetone (ug/l)	Acrylonitrile (ug/l)	Benzene (ug/l)	Bromochloromethane (ug/l)	Bromodichloromethane (ug/l)	Carbon disulfide (ug/l)	Carbon tetrachloride (ug/l)		
MW-7A	u																														
		5/24/1999	n/a	137	1.64	<3	8	<20	<1	<1	<1	<1	<1	<1	235	<1	1300	8	<2	<1	<1	94	28000	4.72	<0.36	<0.39	<0.01	<0.057	<0.035	<0.07	<0.039
		8/4/1999	n/a	233	9.1	<3	4	<20	<1	<1	<1	<1	<1	<1	260	<1	1010	<2	<1	<1	91	5000	6.6	1.28	<0.4	<0.01	<0.06	<0.04	<0.07	<0.1	
		11/11/1999	n/a	228	1.13	<3	<1	<20	<1	<1	<1	21	<1	285	<1	2390	7	<5	<1	22	2460	0.94	0.51	<0.4	0.14	<0.06	<0.04	<0.07	<0.1		
		2/15/2000	n/a	248	1.18	<3	<1	<20	<1	<1	<1	<1	<1	<1	118	<1	1940	<1	<2	<5	<1	<5	4450	6.8	<0.4	<0.4	<0.01	<0.06	<0.04	<0.07	<0.1
		5/16/2000	n/a	232	0.47	<3	<1	<20	<1	<1	<1	<1	<1	<1	21	<1	2150	<1	<2	<5	<1	<5	1070	1.34	<0.4	<0.4	<0.01	<0.06	<0.04	<0.07	<0.1
		8/9/2000	n/a	243	0.88	<3	<1	<20	<1	<1	<1	<1	<1	<1	5	<1	3270	<1	<2	<5	<1	<5	1180	1.39	<0.4	<0.4	<0.01	<0.06	<0.04	<0.07	<0.1
		2/19/2001	n/a	222	0.33	<3	<1	<20	<1	<1	<1	<1	<1	<1	5	<1	262	<1	<2	<5	<1	12	860	1.17	<0.4	<0.4	<0.01	<0.06	<0.04	<0.07	<0.1
		8/14/2001	n/a	256	0.487	<1	<2	453.5	<0.5	<0.5	<5	<10	<5	110	<10	1840	<15	<2	<5	<1	17	50000	<5	<3.72	<9.52	<2.44	<2.74	<1.88	<6.61	<3.09	
		12/18/2001	n/a	240.5	1.54	<3	<1	<20	<1	<1	<1	<1	<1	<1	5	<1	65	<1	<2	<5	<1	8	900	0.77	<0.4	<0.4	<0.01	<0.06	<0.04	<0.07	<0.1
		2/6/2002	n/a	244	0.442	<3	10	116	<1	<1	<1	<5	<3	127	<2	715	<2	6	<1	<1	21	<100	<5	<3.72	<9.52	<2.44	<2.74	<1.88	<6.61	<3.09	
		8/13/2002	n/a	270	2.297	<2	<2	120	<1	<1	<1	<5	<3	114	<2	1140	<2	4	1.6	<1	1	5000	<5	<3.72	<9.52	<2.44	<2.74	<1.88	<6.61	<3.09	
		2/4/2003	n/a	244	1.212	<2	<2	101	<1	6	<5	<3	378	<2	262	<1	667	<2	4	<1	<1	20	<100	<5	<1.32	<3.94	<0.43	<0.57	<0.55	<0.9	<1.84
		8/7/2003	n/a	240	0.366	<2	<2	123	<1	<1	<1	<5	<3	231	<2	1250	<2	4	<1	<1	<1	10000	<5	<1.32	<3.94	<0.43	<0.57	<0.55	<0.9	<1.84	
		2/10/2004	n/a	220	0.889	<2	<2	74	<1	<1	<1	<5	<3	120	<2	359	<2	4	<1	<1	17	10000	<5	<1.32	<3.94	<0.43	<0.57	<0.55	<0.9	<1.84	
		8/20/2004	n/a	214	0.524	<1	<9	90	<1	<1	<1	<5	<1	423	<2	1340	<1	4	<1	<6	11	<100	<5	<1.32	<3.94	<0.43	<0.57	<0.55	<0.9	<1.84	
		3/22/2005	n/a	226	0.623	<1	<9	64	<1	<1	<1	<5	<1	283	<2	525	<1	4	<1	<6	<1	<100	<5	<1.32	<3.94	<0.43	<0.57	<0.55	<0.9	<1.84	
		8/22/2005	n/a	162	0.347	<1	<9	245	<1	<1	2	<5	<1	2028	<2	4608	<1	4	<1	<6	9	5000	<5	<1.32	<3.94	<0.43	<0.57	<0.55	<0.9	<1.84	
		3/31/2006	n/a	166	0.75	<1	<9	61	<1	<1	<1	<5	<1	109	<2	367	<1	4	<1	<6	16	<100	10.179	<1.32	<3.94	<0.43	<0.57	<0.55	<0.9	<1.84	
		8/4/2006	n/a	180	<1	<3	<1	65	<0.3	4	<7	<7	<6	150	<1	360	<10	<2	<7	<1	20	7600	6.6	<5	<1.6	0.28	<0.26	<0.21	<0.36	<0.22	
		2/13/2007	n/a	210	2.1	<3	<1	36	0.32	4	<7	<7	34	130	3.9	120	<10	<2	<7	<1	68	2600	15	<5	<1.6	<0.24	<0.26	<0.21	<0.36	<0.22	
		8/14/2007	n/a	200	1.7	<3	<1	77	<0.3	4	<7	<7	<6	270	<1	770	<10	<2	<7	<1	22	2800	7.7	<5	<1.6	<0.24	<0.26	<0.21	<0.36	<0.22	
		3/6/2008	n/a	180	1.6	<3	<1	41	<0.3	4	<7	<7	<6	31	<1	89	<10	<2	<7	<1	14	3600	8.4	<5	<1.6	<0.24	<0.26	<0.21	<0.36	<0.22	
		8/8/2008	n/a	260	1.9	<3	<1	59	<0.3	4	<7	<7	<1	230	<1	1400	<10	<2	<7	<1	12	2900	10	<5	<1.9	1.3	<0.2	<0.24	<0.36	<0.15	
		1/30/2009	n/a	150	1.4	<3	<1	62	<0.3	4	<7	<7	2.3	84	<1	340	<10	<2	<7	<1	8.5	2200	5.5	<5	<1.9	<0.24	<0.2	<0.24	<0.36	<0.15	
		8/11/2009	n/a	160	1.9	<3	<1	75	<0.3	4	<7	<7	2.1	77	<1	880	<10	<2	<7	<1	7.8	1600	3.2	<5	<1.9	0.32	<0.2	<0.24	<0.36	<0.15	
		2/2/2010	n/a	160	<1	<3	<1	45	<0.3	4	<7	<7	2	34	1.5	160	<10	<2	<7	<1	6.5	2300	2.8	<5	<3.8	<0.14	<0.29	<0.26	<0.1	<0.5	
		8/12/2010	n/a	180	1.1	<3	<1	74	<0.3	4	7.2	<7	3.2	78	<1	660	<10	<2	<7	<1	7.2	1600	2.9	<5	<3.8	<0.14	<0.29	<0.26	<0.38	<0.5	
		2/24/2011	n/a	190	1.4	<3	<1	40	<0.3	4	<7	<7	<6	62	<1	180	<10	<2	<7	<1	<2	2100	15	<5	<3.8	<0.14	<0.29	<0.26	<0.38	<0.5	
		8/30/2011	n/a	180	1.4	<3	<1	51	<0.3	4	<7	<7	3.6	120	<1	380	<10	<2	<7	<1	5.1	1500	5.4	<2	<3.8	0.15	<0.29	<0.26	<0.38	<0.5	
		2/23/2012	n/a	140	1.3	<3	<1	46	<0.3	4	<7	<7	1.3	96	<1	86	<10	<2	<7	<1	8.2	1900	11	<2	<2.5	<0.5	<0.5	<1	<0.5		
		8/21/2012	n/a	120	<1	<3	1	84	<0.3	4	<7	<7	5.1	250	1.3	1300	<10	<2	<7	<1	14	1600	4.2	<2	<2.5	<0.2	<0.5	<0.5	<1	<0.5	
		3/1/2013	n/a	130	1.1	<3	<1	55	<0.3	4	<7	<7	2.5	180	<1	260	<10	<2	2.8	<7	<1	14	1700	8.7	<2	<2.5	<0.2	<0.5	<0.5	<1	<0.5
		8/19/2013	n/a	130	2.6	<3	<1	60	<0.3	4	<7	<7	2.4	46	<1	290	<10	<2	<7	<1	15	1600	5.3	<2	<2.5	<0.2	<0.5	<0.5	<1	<0.5	
		2/21/2014	n/a	130	1.4	<3	<1	42	<0.3	4	<7	<7	<1	32	<1	82	<10	<2	<7	<1	13	1600	8.8	<2.2	<0.63	<0.12	<0.28	<0.17	<0.27	<0.21	
		8/26/2014	n/a	130	<1	<3	<1	68	<0.3	4	<7	<7	<1	260	<1	250	<10	<2	<7	<1	4.5	1500	5.8	<2.2	<0.63	<0.12	<0.28	<0.17	<0.27	<0.21	
		3/17/2015	n/a	120	<1	<3	0.62	56	<0.3	4	<7	<7	1.8	380	<0.5	150	<10	<2	<7	<0.5	32	1700	8.6	<2.2	<0.63	<0.12	<0.28	<0.17	<0.27	<0.21	
		8/13/2015	n/a	120	<1	<3	0.56	76	<0.3	4	<7	<7	1.3	150	<0.5	350	<10	<2	<7	<0.5	15	1600	5.9	<5.5	<0.49	<0.054	<0.11	<0.12	<0.33	<0.27	
		2/16/2016	n/a	110	3.6	<3	0.88	50	<0.3	4	<7	<7	1.3	140	<0.5	180	<10	<2	<7	<0.5	<2	1600	9.1	<5.5	<0.49	<0.054	<0.11	<0.12	<0.33	<0.27	
		8/9/2016	n/a	130	1.1	<3	<0.5	63	<0.3	4	<7	<7	1.2	49	<0.5	290	<10	<2	<7	<0.5	4.5	1800	6	<5.5	<0.49	<0.054	<0.11	<0.12	<0.33	<0.27	
		2/14/2017	n/a	110	<1	<3	0.54	42	<0.3	4	<7	<7	<0.5	41	<0.5	150	<10	<2	<7	<0.5	<4	1700	7.8	<5.5	<0.49	<0.054	<0.11	<0.12	<0.33	<0.27	
		8/21/2017	n/a	120	<1	<3	0.76	69	<0.3	4	<7	<7	1.3	140	<0.5	600	<10	<2	<7	<0.5	5.4	1500	5.4	<5.5	<0.49	<0.054	<0.11	<0.12	<0.33	<0.27	
		2/6/2018	n/a	110	<1	<3	0.82	62	<0.3	4	<7	<7	1.3	130	<0.5	300	<10	<2	<7	<0.5	<10	1500	12	<5.5	<0.49	<0.054	<0.11	<0.12	<0.33	<0.27	
		8/8/2018	n/a	97	2.6	<5	1.2	53	<0.5	4	<10	<10	1.1	140	<0.5	300	<10	<2	<7	<0.5	<10	1600	6.1	<6.7	<3.2	<0.7	<2.5	<1.1	<4.6	<1.7	
		2/26/2019	n/a	110	1	<5	0.91	86	<0.5	4	<10	<10	0.84	160	<0.5	220	<10	<2	<7	<0.5	<10	1500	12	<6.7	<3.2	<0.7	<2.5	<1.1	<4.6	<1.7	
		8/15/2019	n/a																												

City of Little Rock
Historical Database

		1,1,1,2-Tetrachloroethane (ug/l)	Tetrachloroethane (ug/l)	Tetrachloroethane (ug/l)	Toluene (ug/l)	1,1,1-Trichloroethane (ug/l)	1,1,2-Trichloroethane (ug/l)	Trichloroethene (ug/l)	Trichlorofluoromethane (ug/l)	1,2,3-Trichloropropane (ug/l)	Vinyl Acetate (ug/l)	Vinyl Chloride (ug/l)	pH (SU)	1,1,2,2-Tetrachloroethane (ug/l)	1,2-Dibromo-3-chloropropane (ug/l)	Acetonitrile (ug/l)	1,4-Dichlorobutane (ug/l)	Vandium Total (ug/l)	Xylenes [Total] (ug/l)	2-Methyl-1-propanol (mg/l)	Mercury Total (mg/l)	Sulfate (mg/l)	Tin Total (mg/l)	Dibromofluoromethane [Surf] (ug/L)	Toluene-d8 [Surf] (ug/L)	4-Bromofluorobenzene [Surf] (ug/L)	14DCBiT (ug/L)	Bromocrom (ug/L)	Bromomethane (ug/L)	Chloromethane (ug/L)		
MW-7A	u																															
		5/24/1999	<0.087	<0.022	<0.061	<0.012	<0.015	<0.1	<0.028	<0.09	<0.029	<1	<1.18		7.6	n/a	n/a	n/a	<40	<0.02	n/a	n/a	n/a	n/a	n/a	n/a	n/a	n/a	<0.029	n/a	n/a	
		8/4/1999	<0.1	<0.03	<0.1	<0.01	<0.02	<0.1	<0.1	<0.09	<0.03	<0.1	<1.2		6.8	n/a	n/a	n/a	<40	<0.02	n/a	n/a	n/a	n/a	n/a	n/a	n/a	n/a	<0.03	n/a	n/a	
		11/11/1999	<0.1	<0.03	<0.1		0.26	<0.02	<0.1	<0.1	<0.09	<0.03	<1	<1.2		6.79	n/a	n/a	n/a	<40	0.25	n/a	n/a	n/a	n/a	n/a	n/a	n/a	<0.03	n/a	n/a	
		2/15/2000	<0.1	<0.03	<0.1	<0.1	<0.02	<0.1	<0.1	<0.09	<0.03	<1	<1.2		7.29	n/a	n/a	n/a	<40	<0.02	n/a	n/a	n/a	n/a	n/a	n/a	n/a	n/a	<0.03	n/a	n/a	
		5/16/2000	<0.1	<0.03	<0.1	<0.1	<0.02	<0.1	<0.1	<0.09	<0.03	<1	<1.2		7.37	n/a	n/a	n/a	<40	<0.02	n/a	n/a	n/a	n/a	n/a	n/a	n/a	n/a	<0.03	n/a	n/a	
		8/9/2000	<0.1	<0.03	<0.1	<0.1	<0.02	<0.1	<0.1	<0.09	<0.03	<1	<1.2		7.08	n/a	n/a	n/a	<40	<0.02	n/a	n/a	n/a	n/a	n/a	n/a	n/a	n/a	<0.03	n/a	n/a	
		2/19/2001	<0.1	<0.03	<0.1	<0.1	<0.02	<0.1	<0.1	<0.09	<0.03	<1	<1.2		6.8	n/a	n/a	n/a	<40	<0.02	n/a	n/a	n/a	n/a	n/a	n/a	n/a	n/a	<0.03	n/a	n/a	
		8/14/2001	<1.5	<3.43	<3.06	<2.09	<2.38	<2.71	<2.96	<1.79	<0.84	<2.54	<1.25		7.11	n/a	n/a	n/a	<30	<2.65	n/a	n/a	n/a	n/a	n/a	n/a	n/a	n/a	<2.73	n/a	n/a	
		12/18/2001	<0.1	<0.03	<0.1	<0.1	<0.02	<0.1	<0.1	<0.09	<0.03	<1	<1.2		3.8	n/a	n/a	n/a	<40	<0.02	n/a	n/a	n/a	n/a	n/a	n/a	n/a	n/a	<0.03	n/a	n/a	
		2/6/2002	<1.5	<3.43	<3.06	<2.09	<2.38	<2.71	<2.96	<1.79	<0.84	<2.54	<1.25		7.13	n/a	n/a	n/a	<10	<2.65	n/a	n/a	n/a	n/a	n/a	n/a	n/a	n/a	<2.73	n/a	n/a	
		8/13/2002	<1.5	<3.43	<3.06	<2.09	<2.38	<2.71	<2.96	<1.79	<0.84	<2.54	<1.25		6.89	n/a	n/a	n/a	<10	<2.65	n/a	n/a	n/a	n/a	n/a	n/a	n/a	n/a	<2.73	n/a	n/a	
		2/4/2003	<0.72	<1.99	<0.51	<0.47	<0.14	<1.05	<0.77	<0.79	<1.47	<0.78	<0.81		6.75	n/a	n/a	n/a	<10	<0.75	n/a	n/a	n/a	n/a	n/a	n/a	n/a	n/a	<2.53	n/a	n/a	
		8/7/2003	<0.72	<1.99	<0.51	<0.47	<0.14	<1.05	<0.77	<0.79	<1.47	<0.78	<0.81		7.05	n/a	n/a	n/a	<10	<0.75	n/a	n/a	n/a	n/a	n/a	n/a	n/a	n/a	<2.53	n/a	n/a	
		2/10/2004	<0.72	<1.99	<0.51	<0.47	<0.14	<1.05	<0.77	<0.79	<1.47	<0.78	<0.81		6.56	n/a	n/a	n/a	<10	<0.75	n/a	n/a	n/a	n/a	n/a	n/a	n/a	n/a	<2.53	n/a	n/a	
		8/20/2004	<0.72	<1.99	<0.51	<0.47	<0.14	<1.05	<0.77	<0.79	<1.47	<0.78	<0.81		7.18	n/a	n/a	n/a	<4	<0.75	n/a	n/a	n/a	n/a	n/a	n/a	n/a	n/a	<2.53	n/a	n/a	
		3/2/2005	<0.72	<1.99	<0.51	<0.47	<0.14	<1.05	<0.77	<0.79	<1.47	<0.78	<0.81		6.26	n/a	n/a	n/a	<4	<0.75	n/a	n/a	n/a	n/a	n/a	n/a	n/a	n/a	<2.53	n/a	n/a	
		8/22/2005	<0.72	<1.99	<0.51	<0.47	<0.14	<1.05	<0.77	<0.79	<1.47	<0.78	<0.81		6.35	n/a	n/a	n/a	<4	<0.75	n/a	n/a	n/a	n/a	n/a	n/a	n/a	n/a	<2.53	n/a	n/a	
		3/1/2006	<0.72	<1.99	<0.51	<0.47	<0.14	<1.05	<0.77	<0.79	<1.47	<0.78	<0.81		7.04	n/a	n/a	n/a	<4	<0.75	n/a	n/a	n/a	n/a	n/a	n/a	n/a	n/a	<2.53	n/a	n/a	
		8/4/2006	<0.18	<0.16	<0.5	<0.5	<0.22	<0.22	<0.57	<0.21	<0.34	<0.34	<0.26		7.19	n/a	n/a	n/a	<8	<0.7	n/a	n/a	n/a	n/a	n/a	n/a	n/a	n/a	<0.14	n/a	n/a	
		2/13/2007	<0.18	<0.16	<0.5	<0.5	<0.22	<0.22	<0.57	<0.21	<0.34	<0.34	<0.26		7.06	n/a	n/a	n/a	<8	<0.7	n/a	n/a	n/a	n/a	n/a	n/a	n/a	n/a	<0.14	n/a	n/a	
		8/14/2007	<0.18	<0.16	<0.5	<0.5	<0.22	<0.22	<0.57	<0.21	<0.34	<0.34	<0.26		6.2	n/a	n/a	n/a	<8	<0.7	n/a	n/a	n/a	n/a	n/a	n/a	n/a	n/a	<0.14	n/a	n/a	
		3/6/2008	<0.18	<0.16	<0.5	<0.5	<0.22	<0.22	<0.57	<0.21	<0.34	<0.34	<0.26		7	n/a	n/a	n/a	<8	<0.7	n/a	n/a	n/a	n/a	n/a	n/a	n/a	n/a	<0.14	n/a	n/a	
		8/8/2008	<0.18	<0.16	<0.5		1.6	<0.22	<0.16	<0.22	<0.17	<0.6	<0.45	<0.14		7.48	n/a	n/a	n/a	<8	<0.7	n/a	n/a	n/a	n/a	n/a	n/a	n/a	<0.14	n/a	n/a	
		1/30/2009	<0.18	<0.16	<0.5	<0.5	<0.22	<0.16	<0.22	<0.17	<0.6	<0.45	<0.14		6.6	n/a	n/a	n/a	<8	<0.7	n/a	n/a	n/a	n/a	n/a	n/a	n/a	n/a	<0.14	n/a	n/a	
		8/11/2009	<0.18	<0.16	<0.5		1.7	<0.22	<0.16	<0.22	<0.17	<0.6	<0.45	<0.14		6.3	n/a	n/a	n/a	<8	<0.7	n/a	n/a	n/a	n/a	n/a	n/a	n/a	<0.14	n/a	n/a	
		2/2/2010	<0.32	<0.51	<0.34	<0.5	<0.26	<0.29	<0.29	<0.22	<0.48	<0.45	<0.34		6.67	n/a	n/a	n/a	<8	<0.43	n/a	n/a	n/a	n/a	n/a	n/a	n/a	n/a	<0.24	n/a	n/a	
		8/12/2010	<0.32	<0.17	<0.34		7.8	<0.26	<0.29	<0.29	<0.22	<0.48	<0.45	<0.34		6.7	n/a	n/a	n/a	<8	0.7	n/a	n/a	n/a	n/a	n/a	n/a	n/a	<0.24	n/a	n/a	
		2/24/2011	<0.32	<0.17	<0.34	<0.5	<0.26	<0.29	<0.29	<0.22	<0.48	<0.45	<0.34		8.23	n/a	n/a	n/a	<8	<0.43	n/a	n/a	n/a	n/a	n/a	n/a	n/a	n/a	<0.24	n/a	n/a	
		8/30/2011	<0.32	<0.17	<0.34	<0.5	<0.26	<0.29	<0.29	<0.22	<0.48	<0.45	<0.34		6.9	n/a	n/a	n/a	<8	<0.43	n/a	n/a	n/a	n/a	n/a	n/a	n/a	n/a	<0.24	n/a	n/a	
		2/23/2012	<0.5	<0.5	<1	<0.2	<0.2	<0.5	<0.5	<0.5	<0.2	<0.4	<0.5		6.41	n/a	n/a	n/a	<8	<0.4	n/a	n/a	n/a	n/a	n/a	n/a	n/a	n/a	<0.5	n/a	n/a	
		8/21/2012	<0.5	<0.5	<1	<0.2	<0.2	<0.5	<0.5	<0.5	<0.2	<0.4	<0.5		6.47	n/a	n/a	n/a	<8	<0.4	n/a	n/a	n/a	n/a	n/a	n/a	n/a	n/a	<0.5	n/a	n/a	
		3/1/2013	<0.5	<0.5	<1		1.4	<0.2	<0.5	<0.5	<0.5	<0.2	<0.4	<0.5		6.57	n/a	n/a	n/a	<8	<0.4	n/a	n/a	n/a	n/a	n/a	n/a	n/a	<0.5	n/a	n/a	
		8/19/2013	<0.5	<0.5	<1	<0.2	<0.2	<0.5	<0.5	<0.5	<0.2	<0.4	<0.5		6.46	n/a	n/a	n/a	<8	<0.4	n/a	n/a	n/a	n/a	n/a	n/a	n/a	n/a	<0.5	n/a	n/a	
		2/21/2014	<0.16	<0.2	<0.18	<0.16	<0.13	<0.19	<0.22	<0.14	<0.37	<0.26	<0.47		6.7	n/a	n/a	n/a	<8	<0.87	n/a	n/a	n/a	n/a	n/a	n/a	n/a	n/a	<0.26	n/a	n/a	
		8/26/2014	<0.16	<0.2	<0.18	<0.16	<0.13	<0.19	<0.22	<0.14	<0.37	<0.26	<0.47		6.64	n/a	n/a	n/a	<8	<0.87	n/a	n/a	n/a	n/a	n/a	n/a	n/a	n/a	<0.26	n/a	n/a	
		3/17/2015	<0.16	<0.2	<0.18	<0.16	<0.13	<0.19	<0.22	<0.14	<0.37	<0.26	<0.47		6.44	n/a	n/a	n/a	<8	<0.87	n/a	n/a	n/a	n/a	n/a	n/a	n/a	n/a	<0.26	n/a	n/a	
		8/13/2015	<0.076	<0.088	<0.15	<0.076	<0.23	<0.18	<0.087	<0.21	<2.8	<0.18	<0.15		6.82	n/a	n/a	n/a	<8	<0.28	n/a	n/a	n/a	n/a	n/a	n/a	n/a	n/a	<0.11	n/a	n/a	
		2/16/2016	<0.076	<0.088	<0.15	<0.076	<0.23	<0.18	<0.087	<0.21	<2.8	<0.18	<0.15		6.81	n/a	n/a	n/a	<8	<0.28	n/a	n/a	n/a	n/a	n/a	n/a	n/a	n/a	<0.11	n/a	n/a	
		8/9/2016	<0.076	<0.088	<0.15	<0.076	<0.23	<0.18	<0.087	<0.21	<2.8	<0.18	<0.15		6.55	n/a	n/a	n/a	<8	<0.28	n/a	n/a	n/a	n/a	n/a	n/a	n/a	n/a	<0.11	n/a	n/a	
		2/14/2017	<0.076	<0.088	<0.15	<0.076	<0.23	<0.18	<0.087	<0.21	<2.8	<0.18	<0.15		6.45	n/a	n/a	n/a	<8	<0.28	n/a	n/a	n/a	n/a	n/a	n/a	n/a	n/a	<0.11	n/a	n/a	
		8/21/2017	<0.076	<0.088	<0.15	<0.076	<0.23	<0.18	<0.087	<0.21	<2.8	<0.18	<0.15		6.28	n/a	n/a	n/a	<8	<0.28	n/a	n/a	n/a	n/a	n/a	n/a	n/a	n/a	<0.11	n/a	n/a	
		2/6/2018	<0.076	<0.088	<0.15	<0.076	<0.23	<0.18	<0.087	<0.21	<2.8	<0.18	<0.15		6.47	n/a	n/a	n/a	<8	<0.28	n/a	n/a	n/a	n/a	n/a	n/a	n/a	n/a	<0.11	n/a	n/a	
		8/8/2018	<2.1	<0.97	<2.4	<0.84	<1.2	<1.3	<1.5	<2.6	<1.3	<3.9	<0.34		7.16	n/a	n/a	n/a	<10	<1.5	n/a	n/a	n/a	n/a	n/a	n/a	n/a	n/a	<1.9	n/a	n/a	
		2/26/2019	<2.1	<0.97	<2.4	<0.84	<1.2	<1.3	<1.5	<2.6	<1.3	<3.9	<0.34		6.58	n/a	n/a	n/a	<10	<1.5	n/a	n/a	n/a	n/a	n/a	n/a	n/a	n/a	<1.9	n/a	n/a	
		8/15/																														

Appendix D

Statistical Evaluation

Outlier Analysis

City of Little Rock Client: Terracon Data: CoLR Sanitas Database Printed 1/30/2025, 3:48 PM

Constituent	Well	Outlier	Value(s)	Date(s)	Method	Alpha	N	Mean	Std. Dev.	Distribution	Normality Test
Arsenic Total (ug/l)	MW-1A	No	n/a	n/a	NP (nrm)	NaN	55	3.209	4.316	unknown	ShapiroFrancia
Arsenic Total (ug/l)	MW-2A	No	n/a	n/a	NP (nrm)	NaN	57	5.258	13.44	unknown	ShapiroFrancia
Arsenic Total (ug/l)	MW-3A	No	n/a	n/a	NP (nrm)	NaN	55	1.499	1.412	unknown	ShapiroFrancia
Arsenic Total (ug/l)	MW-4A	No	n/a	n/a	NP (nrm)	NaN	55	3.055	2.121	unknown	ShapiroFrancia
Arsenic Total (ug/l)	MW-6B (bg)	No	n/a	n/a	NP (nrm)	NaN	42	7.283	10.81	unknown	ShapiroWilk
Arsenic Total (ug/l)	MW-7A (bg)	No	n/a	n/a	NP (nrm)	NaN	54	37.75	28.04	unknown	ShapiroFrancia
Barium Total (ug/l)	MW-1A	No	n/a	n/a	NP (nrm)	NaN	55	90.15	41.18	unknown	ShapiroFrancia
Barium Total (ug/l)	MW-2A	Yes	256	8/14/2001	NP (nrm)	NaN	55	108.2	48.1	unknown	ShapiroFrancia
Barium Total (ug/l)	MW-3A	Yes	4200,10,10,10,10	5/24/1999,5/16/2000,8/9/2000,12/18/...	NP (nrm)	NaN	55	270.7	544.7	unknown	ShapiroFrancia
Barium Total (ug/l)	MW-4A	Yes	350,10,10,10,10,433	5/24/1999,5/16/2000,8/9/2000,12/18/...	NP (nrm)	NaN	55	217.2	72.73	unknown	ShapiroFrancia
Barium Total (ug/l)	MW-6B (bg)	Yes	1590	3/2/2005	Rosner's	0.01	42	177.9	281.7	ln(x)	ShapiroWilk
Barium Total (ug/l)	MW-7A (bg)	Yes	453.5	8/14/2001	NP (nrm)	NaN	54	78.94	76.28	unknown	ShapiroFrancia
Beryllium Total (ug/l)	MW-6B (bg)	n/a	n/a	n/a	NP (nrm)	NaN	42	27.38	174.3	unknown	ShapiroWilk
Cadmium Total (ug/l)	MW-1A	n/a	n/a	n/a	NP (nrm)	NaN	55	3.784	0.908	unknown	ShapiroFrancia
Cadmium Total (ug/l)	MW-2A	n/a	n/a	n/a	NP (nrm)	NaN	55	0.4919	0.06014	unknown	ShapiroFrancia
Cadmium Total (ug/l)	MW-3A	n/a	n/a	n/a	NP (nrm)	NaN	55	0.5564	0.402	unknown	ShapiroFrancia
Cadmium Total (ug/l)	MW-4A	n/a	n/a	n/a	NP (nrm)	NaN	55	3.785	0.905	unknown	ShapiroFrancia
Cadmium Total (ug/l)	MW-6B (bg)	n/a	n/a	n/a	NP (nrm)	NaN	42	3.72	1.022	unknown	ShapiroWilk
Cadmium Total (ug/l)	MW-7A (bg)	n/a	n/a	n/a	NP (nrm)	NaN	54	3.781	0.9101	unknown	ShapiroFrancia
Chloride (ug/l)	MW-1A	No	n/a	n/a	NP (nrm)	NaN	55	83121	20755	unknown	ShapiroFrancia
Chloride (ug/l)	MW-2A	Yes	68300,2700,2700	12/18/2000,10/5/2022,3/27/2023	NP (nrm)	NaN	55	30432	8647	unknown	ShapiroFrancia
Chloride (ug/l)	MW-3A	Yes	11320,50,50,50,15000,...	2/15/2000,2/6/2002,2/10/2004,8/20/2...	NP (nrm)	NaN	55	3978	3369	unknown	ShapiroFrancia
Chloride (ug/l)	MW-4A	Yes	18500,1600	5/24/1999,10/5/2022	NP (nrm)	NaN	55	7229	2412	unknown	ShapiroFrancia
Chloride (ug/l)	MW-6B (bg)	Yes	15000,50,50,50,50,...	2/4/2003,8/7/2003,2/10/2004,8/20/20...	NP (nrm)	NaN	42	2075	2394	unknown	ShapiroWilk
Chloride (ug/l)	MW-7A (bg)	Yes	28000,50000,50,50,50,...	5/24/1999,8/14/2001,2/6/2002,2/4/20...	NP (nrm)	NaN	54	3636	7600	unknown	ShapiroFrancia
Chromium Total (ug/l)	MW-4A	n/a	n/a	n/a	NP (nrm)	NaN	55	0.802	1.31	unknown	ShapiroFrancia
Chromium Total (ug/l)	MW-6B (bg)	n/a	n/a	n/a	NP (nrm)	NaN	42	1.514	6.4	unknown	ShapiroWilk
Cobalt Total (ug/l)	MW-6B (bg)	n/a	n/a	n/a	NP (nrm)	NaN	42	10.99	11.95	unknown	ShapiroWilk
Cobalt Total (ug/l)	MW-7A (bg)	n/a	n/a	n/a	NP (nrm)	NaN	54	11.31	9.591	unknown	ShapiroFrancia
Copper Total (ug/l)	MW-1A	No	n/a	n/a	NP (nrm)	NaN	55	7.367	3.589	unknown	ShapiroFrancia
Copper Total (ug/l)	MW-2A	No	n/a	n/a	NP (nrm)	NaN	55	6.262	4.458	unknown	ShapiroFrancia
Copper Total (ug/l)	MW-3A	No	n/a	n/a	NP (nrm)	NaN	55	6.863	4.421	unknown	ShapiroFrancia
Copper Total (ug/l)	MW-4A	No	n/a	n/a	NP (nrm)	NaN	55	6.445	5.489	unknown	ShapiroFrancia
Copper Total (ug/l)	MW-6B (bg)	No	n/a	n/a	NP (nrm)	NaN	42	36.29	77.55	unknown	ShapiroWilk
Copper Total (ug/l)	MW-7A (bg)	No	n/a	n/a	NP (nrm)	NaN	54	6.551	5.593	unknown	ShapiroFrancia
Iron Total (ug/l)	MW-1A	No	n/a	n/a	NP (nrm)	NaN	54	694.7	391.9	unknown	ShapiroFrancia
Iron Total (ug/l)	MW-2A	Yes	11000,10000,4560	5/24/1999,8/4/1999,11/11/1999	Rosner's	0.01	54	959.5	1986	ln(x)	ShapiroFrancia
Iron Total (ug/l)	MW-3A	No	n/a	n/a	Rosner's	0.01	54	11309	4945	normal	ShapiroFrancia
Iron Total (ug/l)	MW-4A	No	n/a	n/a	NP (nrm)	NaN	54	5752	3981	unknown	ShapiroFrancia
Iron Total (ug/l)	MW-6B (bg)	No	n/a	n/a	NP (nrm)	NaN	41	15816	18649	unknown	ShapiroWilk
Iron Total (ug/l)	MW-7A (bg)	No	n/a	n/a	NP (nrm)	NaN	54	266.3	337.4	unknown	ShapiroFrancia
Lead Total (ug/l)	MW-1A	n/a	n/a	n/a	NP (nrm)	NaN	55	0.7289	1.445	unknown	ShapiroFrancia
Lead Total (ug/l)	MW-2A	n/a	n/a	n/a	NP (nrm)	NaN	55	3.163	17.76	unknown	ShapiroFrancia
Lead Total (ug/l)	MW-3A	n/a	n/a	n/a	NP (nrm)	NaN	55	0.6405	0.7145	unknown	ShapiroFrancia
Lead Total (ug/l)	MW-4A	n/a	n/a	n/a	NP (nrm)	NaN	55	0.6815	0.5639	unknown	ShapiroFrancia
Lead Total (ug/l)	MW-6B (bg)	Yes	192,920	8/22/2005,8/11/2009	NP (nrm)	NaN	42	27.68	144.1	unknown	ShapiroWilk
Lead Total (ug/l)	MW-7A (bg)	n/a	n/a	n/a	NP (nrm)	NaN	54	0.6548	0.5843	unknown	ShapiroFrancia
Manganese Total (ug/l)	MW-1A	No	n/a	n/a	EPA 1989	0.05	54	302.8	247.6	ln(x)	ShapiroFrancia
Manganese Total (ug/l)	MW-2A	No	n/a	n/a	NP (nrm)	NaN	54	179.3	134.2	unknown	ShapiroFrancia
Manganese Total (ug/l)	MW-3A	Yes	1200	5/24/1999	Rosner's	0.01	54	410.5	215.1	ln(x)	ShapiroFrancia

Outlier Analysis

City of Little Rock Client: Terracon Data: CoLR Sanitas Database Printed 1/30/2025, 3:48 PM

Constituent	Well	Outlier	Value(s)	Date(s)	Method	Alpha	N	Mean	Std. Dev.	Distribution	Normality Test
Manganese Total (ug/l)	MW-4A	No	n/a	n/a	NP (nrm)	NaN	54	581.3	506	unknown	ShapiroFrancia
Manganese Total (ug/l)	MW-6B (bg)	No	n/a	n/a	NP (nrm)	NaN	41	3504	2925	unknown	ShapiroWilk
Manganese Total (ug/l)	MW-7A (bg)	No	n/a	n/a	EPA 1989	0.05	54	857.9	1235	ln(x)	ShapiroFrancia
Nickel Total (ug/l)	MW-1A	n/a	n/a	n/a	NP (nrm)	NaN	55	9.418	2.104	unknown	ShapiroFrancia
Nickel Total (ug/l)	MW-2A	n/a	n/a	n/a	NP (nrm)	NaN	55	9.413	1.976	unknown	ShapiroFrancia
Nickel Total (ug/l)	MW-3A	n/a	n/a	n/a	NP (nrm)	NaN	55	9.471	2.08	unknown	ShapiroFrancia
Nickel Total (ug/l)	MW-4A	n/a	n/a	n/a	NP (nrm)	NaN	55	9.505	1.889	unknown	ShapiroFrancia
Nickel Total (ug/l)	MW-6B (bg)	n/a	n/a	n/a	NP (nrm)	NaN	42	10.01	4.93	unknown	ShapiroWilk
Nickel Total (ug/l)	MW-7A (bg)	n/a	n/a	n/a	NP (nrm)	NaN	54	9.57	2.507	unknown	ShapiroFrancia
pH (SU)	MW-1A	Yes	4.9,4.9	8/9/2000,12/18/2000	Rosner's	0.01	55	7.596	0.6167	normal	ShapiroFrancia
pH (SU)	MW-2A	Yes	10.81,4.94	2/14/2017,12/18/2000	Rosner's	0.01	55	7.781	0.7572	normal	ShapiroFrancia
pH (SU)	MW-3A	Yes	7.6	8/11/2009	NP (nrm)	NaN	55	6.234	0.3526	unknown	ShapiroFrancia
pH (SU)	MW-4A	Yes	3.96	12/18/2000	Rosner's	0.01	55	6.658	0.4787	normal	ShapiroFrancia
pH (SU)	MW-6B (bg)	No	n/a	n/a	NP (nrm)	NaN	42	6.277	0.4118	unknown	ShapiroWilk
pH (SU)	MW-7A (bg)	Yes	3.8	12/18/2001	Rosner's	0.01	52	6.755	0.6003	ln(x)	ShapiroFrancia
Sulfate (mg/l)	MW-1A	Yes	116,0.76,0.94	2/15/2000,8/13/2020,3/9/2021	NP (nrm)	NaN	55	23.42	17.59	unknown	ShapiroFrancia
Sulfate (mg/l)	MW-2A	Yes	4.9,10.43	8/4/1999,11/11/1999	Rosner's	0.01	55	28.04	5.309	normal	ShapiroFrancia
Sulfate (mg/l)	MW-3A	No	n/a	n/a	NP (nrm)	NaN	55	32.97	13.72	unknown	ShapiroFrancia
Sulfate (mg/l)	MW-4A	Yes	3.16	11/11/1999	NP (nrm)	NaN	55	11.02	4.481	unknown	ShapiroFrancia
Sulfate (mg/l)	MW-6B (bg)	No	n/a	n/a	Rosner's	0.01	42	29.27	80.95	ln(x)	ShapiroWilk
Sulfate (mg/l)	MW-7A (bg)	No	n/a	n/a	NP (nrm)	NaN	54	7.037	4.341	unknown	ShapiroFrancia
Thallium Total (ug/l)	MW-1A	n/a	n/a	n/a	NP (nrm)	NaN	55	0.6609	0.7997	unknown	ShapiroFrancia
Thallium Total (ug/l)	MW-7A (bg)	n/a	n/a	n/a	NP (nrm)	NaN	54	0.5061	0.09017	unknown	ShapiroFrancia
Total Dissolved Solids [TDS] (m...	MW-1A	No	n/a	n/a	NP (nrm)	NaN	55	471.9	35.77	unknown	ShapiroFrancia
Total Dissolved Solids [TDS] (m...	MW-2A	No	n/a	n/a	NP (nrm)	NaN	55	310.5	34.73	unknown	ShapiroFrancia
Total Dissolved Solids [TDS] (m...	MW-3A	Yes	272,100	8/13/2002,2/20/2020	NP (nrm)	NaN	55	192.7	26.76	unknown	ShapiroFrancia
Total Dissolved Solids [TDS] (m...	MW-4A	Yes	420,120	1/30/2009,2/20/2020	Rosner's	0.01	55	210.8	40.5	ln(x)	ShapiroFrancia
Total Dissolved Solids [TDS] (m...	MW-6B (bg)	Yes	1644,1122	8/20/2004,8/22/2005	Rosner's	0.01	42	247.1	282	ln(x)	ShapiroWilk
Total Dissolved Solids [TDS] (m...	MW-7A (bg)	No	n/a	n/a	NP (nrm)	NaN	54	168.8	54.01	unknown	ShapiroFrancia
Total Organic Carbon [TOC] (mg/l)	MW-1A	Yes	4.26,2.98,0.577,0.537...	5/24/1999,8/4/1999,2/10/2004,8/20/2...	NP (nrm)	NaN	55	1.217	0.6903	unknown	ShapiroFrancia
Total Organic Carbon [TOC] (mg/l)	MW-2A	Yes	3.9	2/16/2016	NP (nrm)	NaN	55	1.12	0.5232	unknown	ShapiroFrancia
Total Organic Carbon [TOC] (mg/l)	MW-3A	Yes	17.3	5/24/1999	NP (nrm)	NaN	55	1.934	2.366	unknown	ShapiroFrancia
Total Organic Carbon [TOC] (mg/l)	MW-4A	Yes	3.73,3.71,0.368,3.3,2...	8/4/1999,12/18/2000,8/20/2004,8/4/2...	NP (nrm)	NaN	55	1.228	0.7204	unknown	ShapiroFrancia
Total Organic Carbon [TOC] (mg/l)	MW-6B (bg)	No	n/a	n/a	NP (nrm)	NaN	42	8.403	7.624	unknown	ShapiroWilk
Total Organic Carbon [TOC] (mg/l)	MW-7A (bg)	No	n/a	n/a	NP (nrm)	NaN	54	1.452	1.245	unknown	ShapiroFrancia
Vanadium Total (ug/l)	MW-1A	n/a	n/a	n/a	NP (nrm)	NaN	55	9.929	1.203	unknown	ShapiroFrancia
Vanadium Total (ug/l)	MW-2A	n/a	n/a	n/a	NP (nrm)	NaN	55	9.742	1.342	unknown	ShapiroFrancia
Vanadium Total (ug/l)	MW-3A	n/a	n/a	n/a	NP (nrm)	NaN	55	9.867	2.36	unknown	ShapiroFrancia
Vanadium Total (ug/l)	MW-4A	n/a	n/a	n/a	NP (nrm)	NaN	55	9.611	1.697	unknown	ShapiroFrancia
Vanadium Total (ug/l)	MW-6B (bg)	Yes	47,49,24,790,27,29	3/17/2015,8/21/2017,8/8/2018,8/13/2...	NP (nrm)	NaN	42	31.98	120.2	unknown	ShapiroWilk
Vanadium Total (ug/l)	MW-7A (bg)	n/a	n/a	n/a	NP (nrm)	NaN	54	9.806	1.44	unknown	ShapiroFrancia
Zinc Total (ug/l)	MW-1A	Yes	204,56,1,2.4,1.1,1.4,...	5/24/1999,8/13/2002,8/22/2005,8/21/...	NP (nrm)	NaN	55	16.91	30.28	unknown	ShapiroFrancia
Zinc Total (ug/l)	MW-2A	Yes	958,46,60,59,95,3.1,1...	5/24/1999,8/4/1999,11/11/1999,8/22/...	NP (nrm)	NaN	55	32.31	128.2	unknown	ShapiroFrancia
Zinc Total (ug/l)	MW-3A	Yes	68,1.7,130,110	5/24/1999,2/21/2014,3/17/2015,3/19/...	NP (nrm)	NaN	55	17.56	23.09	unknown	ShapiroFrancia
Zinc Total (ug/l)	MW-4A	No	n/a	n/a	NP (nrm)	NaN	55	14.79	9.544	unknown	ShapiroFrancia
Zinc Total (ug/l)	MW-6B (bg)	No	n/a	n/a	EPA 1989	0.05	42	126.1	194.9	ln(x)	ShapiroWilk
Zinc Total (ug/l)	MW-7A (bg)	Yes	94,91,1	5/24/1999,8/4/1999,8/13/2002	NP (nrm)	NaN	54	16.07	17.79	unknown	ShapiroFrancia

Trend Test

City of Little Rock Client: Terracon Data: CoLR Sanitas Database Printed 1/30/2025, 3:41 PM

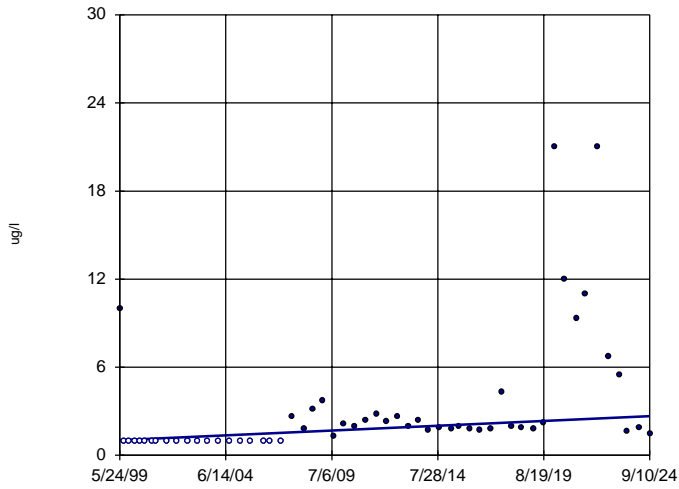
<u>Constituent</u>	<u>Well</u>	<u>Slope</u>	<u>Calc.</u>	<u>Critical</u>	<u>Sig.</u>	<u>N</u>	<u>%NDs</u>	<u>Normality</u>	<u>Xform</u>	<u>Alpha</u>	<u>Method</u>
Arsenic Total (ug/l)	MW-1A	0.06488	4.754	2.33	Yes	55	34.55	n/a	n/a	0.02	NP
Arsenic Total (ug/l)	MW-2A	0.1495	6.611	2.33	Yes	57	31.58	n/a	n/a	0.02	NP
Arsenic Total (ug/l)	MW-3A	0.0228	3.268	2.33	Yes	55	47.27	n/a	n/a	0.02	NP
Arsenic Total (ug/l)	MW-4A	0.09625	4.1	2.33	Yes	55	32.73	n/a	n/a	0.02	NP
Arsenic Total (ug/l)	MW-6B (bg)	0.4155	5.709	2.33	Yes	42	35.71	n/a	n/a	0.02	NP
Arsenic Total (ug/l)	MW-7A (bg)	0	-3.324	-2.33	Yes	54	62.96	n/a	n/a	0.02	NP
Barium Total (ug/l)	MW-1A	2.326	4.586	2.33	Yes	55	14.55	n/a	n/a	0.02	NP
Barium Total (ug/l)	MW-2A	0.8517	1.744	2.33	No	55	14.55	n/a	n/a	0.02	NP
Barium Total (ug/l)	MW-3A	-3.504	-3.164	-2.33	Yes	55	7.273	n/a	n/a	0.02	NP
Barium Total (ug/l)	MW-4A	0.2908	0.817	2.33	No	55	7.273	n/a	n/a	0.02	NP
Barium Total (ug/l)	MW-6B (bg)	2.055	0.9669	2.33	No	42	0	n/a	n/a	0.02	NP
Barium Total (ug/l)	MW-7A (bg)	2.158	2.706	2.33	Yes	54	14.81	n/a	n/a	0.02	NP
Beryllium Total (ug/l)	MW-6B (bg)	0	-1.661	-2.33	No	42	76.19	n/a	n/a	0.02	NP
Cadmium Total (ug/l)	MW-1A	0	-2.926	-2.33	Yes	55	94.55	n/a	n/a	0.02	NP
Cadmium Total (ug/l)	MW-2A	0	-1.669	-2.33	No	55	98.18	n/a	n/a	0.02	NP
Cadmium Total (ug/l)	MW-3A	0	-2.509	-2.33	Yes	55	92.73	n/a	n/a	0.02	NP
Cadmium Total (ug/l)	MW-4A	0	-2.871	-2.33	Yes	55	94.55	n/a	n/a	0.02	NP
Cadmium Total (ug/l)	MW-6B (bg)	0	-2.855	-2.33	Yes	42	92.86	n/a	n/a	0.02	NP
Cadmium Total (ug/l)	MW-7A (bg)	0	-2.85	-2.33	Yes	54	94.44	n/a	n/a	0.02	NP
Chloride (ug/l)	MW-1A	-457.5	-3.094	-2.33	Yes	55	1.818	n/a	n/a	0.02	NP
Chloride (ug/l)	MW-2A	-129.5	-1.709	-2.33	No	55	0	n/a	n/a	0.02	NP
Chloride (ug/l)	MW-3A	-37.73	-1.929	-2.33	No	55	5.455	n/a	n/a	0.02	NP
Chloride (ug/l)	MW-4A	-17.94	-0.7867	-2.33	No	55	0	n/a	n/a	0.02	NP
Chloride (ug/l)	MW-6B (bg)	-16.66	-0.9033	-2.33	No	42	11.9	n/a	n/a	0.02	NP
Chloride (ug/l)	MW-7A (bg)	-39.96	-2.042	-2.33	No	54	9.259	n/a	n/a	0.02	NP
Chromium Total (ug/l)	MW-4A	0	-0.5699	-2.33	No	55	90.91	n/a	n/a	0.02	NP
Chromium Total (ug/l)	MW-6B (bg)	0	0.278	2.33	No	42	90.48	n/a	n/a	0.02	NP
Cobalt Total (ug/l)	MW-6B (bg)	0	-2.004	-2.33	No	42	85.71	n/a	n/a	0.02	NP
Cobalt Total (ug/l)	MW-7A (bg)	0	-0.8492	-2.33	No	54	94.44	n/a	n/a	0.02	NP
Copper Total (ug/l)	MW-1A	-0.0483	-2.911	-2.33	Yes	55	45.45	n/a	n/a	0.02	NP
Copper Total (ug/l)	MW-2A	-0.3804	-5.447	-2.33	Yes	55	45.45	n/a	n/a	0.02	NP
Copper Total (ug/l)	MW-3A	-0.07015	-5.294	-2.33	Yes	55	60	n/a	n/a	0.02	NP
Copper Total (ug/l)	MW-4A	-0.2455	-5.547	-2.33	Yes	55	49.09	n/a	n/a	0.02	NP
Copper Total (ug/l)	MW-6B (bg)	0.7529	2.818	2.33	Yes	42	23.81	n/a	n/a	0.02	NP
Copper Total (ug/l)	MW-7A (bg)	-0.356	-5.693	-2.33	Yes	54	50	n/a	n/a	0.02	NP
Iron Total (ug/l)	MW-1A	5.859	0.8213	2.33	No	54	0	n/a	n/a	0.02	NP
Iron Total (ug/l)	MW-2A	0	-0.03731	-2.33	No	54	1.852	n/a	n/a	0.02	NP
Iron Total (ug/l)	MW-3A	-289.8	-3.383	-2.33	Yes	54	0	n/a	n/a	0.02	NP
Iron Total (ug/l)	MW-4A	-197.3	-2.731	-2.33	Yes	54	0	n/a	n/a	0.02	NP
Iron Total (ug/l)	MW-6B (bg)	1054	3.192	2.33	Yes	41	0	n/a	n/a	0.02	NP
Iron Total (ug/l)	MW-7A (bg)	6.888	2.47	2.33	Yes	54	3.704	n/a	n/a	0.02	NP
Lead Total (ug/l)	MW-1A	0	-2.26	-2.33	No	55	94.55	n/a	n/a	0.02	NP
Lead Total (ug/l)	MW-2A	0	-2.801	-2.33	Yes	55	92.73	n/a	n/a	0.02	NP
Lead Total (ug/l)	MW-3A	0	-1.7	-2.33	No	55	92.73	n/a	n/a	0.02	NP
Lead Total (ug/l)	MW-4A	0	-1.378	-2.33	No	55	85.45	n/a	n/a	0.02	NP
Lead Total (ug/l)	MW-6B (bg)	0	1.162	2.33	No	42	59.52	n/a	n/a	0.02	NP
Lead Total (ug/l)	MW-7A (bg)	0	0.2652	2.33	No	54	81.48	n/a	n/a	0.02	NP
Manganese Total (ug/l)	MW-1A	-17.92	-5.936	-2.33	Yes	54	0	n/a	n/a	0.02	NP
Manganese Total (ug/l)	MW-2A	-11.77	-5.419	-2.33	Yes	54	1.852	n/a	n/a	0.02	NP
Manganese Total (ug/l)	MW-3A	-20.07	-7.203	-2.33	Yes	54	0	n/a	n/a	0.02	NP

Trend Test

City of Little Rock Client: Terracon Data: CoLR Sanitas Database Printed 1/30/2025, 3:41 PM

<u>Constituent</u>	<u>Well</u>	<u>Slope</u>	<u>Calc.</u>	<u>Critical</u>	<u>Sig.</u>	<u>N</u>	<u>%NDs</u>	<u>Normality</u>	<u>Xform</u>	<u>Alpha</u>	<u>Method</u>
Manganese Total (ug/l)	MW-4A	-46.11	-7.865	-2.33	Yes	54	0	n/a	n/a	0.02	NP
Manganese Total (ug/l)	MW-6B (bg)	289.2	5.293	2.33	Yes	41	0	n/a	n/a	0.02	NP
Manganese Total (ug/l)	MW-7A (bg)	-29.24	-3.507	-2.33	Yes	54	0	n/a	n/a	0.02	NP
Nickel Total (ug/l)	MW-1A	0	-1.991	-2.33	No	55	92.73	n/a	n/a	0.02	NP
Nickel Total (ug/l)	MW-2A	0	-0.8184	-2.33	No	55	90.91	n/a	n/a	0.02	NP
Nickel Total (ug/l)	MW-3A	0	-0.4578	-2.33	No	55	89.09	n/a	n/a	0.02	NP
Nickel Total (ug/l)	MW-4A	0	-1.667	-2.33	No	55	92.73	n/a	n/a	0.02	NP
Nickel Total (ug/l)	MW-6B (bg)	0	-2.013	-2.33	No	42	85.71	n/a	n/a	0.02	NP
Nickel Total (ug/l)	MW-7A (bg)	0	0.0549	2.33	No	54	88.89	n/a	n/a	0.02	NP
pH (SU)	MW-1A	0	-0.1526	-2.33	No	55	0	n/a	n/a	0.02	NP
pH (SU)	MW-2A	0.02585	2.621	2.33	Yes	55	0	n/a	n/a	0.02	NP
pH (SU)	MW-3A	-0.005586	-1.38	-2.33	No	55	0	n/a	n/a	0.02	NP
pH (SU)	MW-4A	-0.005694	-1.068	-2.33	No	55	0	n/a	n/a	0.02	NP
pH (SU)	MW-6B (bg)	0.008626	0.7373	2.33	No	42	0	n/a	n/a	0.02	NP
pH (SU)	MW-7A (bg)	-0.01653	-1.934	-2.33	No	52	0	n/a	n/a	0.02	NP
Sulfate (mg/l)	MW-1A	-0.6906	-3.779	-2.33	Yes	55	0	n/a	n/a	0.02	NP
Sulfate (mg/l)	MW-2A	-0.1101	-1.333	-2.33	No	55	0	n/a	n/a	0.02	NP
Sulfate (mg/l)	MW-3A	1.197	5.835	2.33	Yes	55	0	n/a	n/a	0.02	NP
Sulfate (mg/l)	MW-4A	-0.176	-3.29	-2.33	Yes	55	0	n/a	n/a	0.02	NP
Sulfate (mg/l)	MW-6B (bg)	-0.258	-1.387	-2.33	No	42	2.381	n/a	n/a	0.02	NP
Sulfate (mg/l)	MW-7A (bg)	0.3838	5.987	2.33	Yes	54	16.67	n/a	n/a	0.02	NP
Thallium Total (ug/l)	MW-1A	0	-1.388	-2.33	No	55	90.91	n/a	n/a	0.02	NP
Thallium Total (ug/l)	MW-7A (bg)	0	-0.0916	-2.33	No	54	96.3	n/a	n/a	0.02	NP
Total Dissolved Solids [TDS] (m...	MW-1A	-1.037	-2.011	-2.33	No	55	0	n/a	n/a	0.02	NP
Total Dissolved Solids [TDS] (m...	MW-2A	-0.9616	-2.203	-2.33	No	55	0	n/a	n/a	0.02	NP
Total Dissolved Solids [TDS] (m...	MW-3A	-1.556	-4.875	-2.33	Yes	55	0	n/a	n/a	0.02	NP
Total Dissolved Solids [TDS] (m...	MW-4A	-2.379	-5.577	-2.33	Yes	55	0	n/a	n/a	0.02	NP
Total Dissolved Solids [TDS] (m...	MW-6B (bg)	2.985	1.672	2.33	No	42	0	n/a	n/a	0.02	NP
Total Dissolved Solids [TDS] (m...	MW-7A (bg)	-6.142	-6.594	-2.33	Yes	54	0	n/a	n/a	0.02	NP
Total Organic Carbon [TOC] (mg/l)	MW-1A	0	-0.1549	-2.33	No	55	43.64	n/a	n/a	0.02	NP
Total Organic Carbon [TOC] (mg/l)	MW-2A	0.009504	2.742	2.33	Yes	55	40	n/a	n/a	0.02	NP
Total Organic Carbon [TOC] (mg/l)	MW-3A	-0.03745	-4.1	-2.33	Yes	55	21.82	n/a	n/a	0.02	NP
Total Organic Carbon [TOC] (mg/l)	MW-4A	0	0	2.33	No	55	38.18	n/a	n/a	0.02	NP
Total Organic Carbon [TOC] (mg/l)	MW-6B (bg)	0.2046	1.572	2.33	No	42	0	n/a	n/a	0.02	NP
Total Organic Carbon [TOC] (mg/l)	MW-7A (bg)	0.02004	1.895	2.33	No	54	22.22	n/a	n/a	0.02	NP
Vanadium Total (ug/l)	MW-1A	0	-0.1798	-2.33	No	55	96.36	n/a	n/a	0.02	NP
Vanadium Total (ug/l)	MW-2A	0	-2.383	-2.33	Yes	55	96.36	n/a	n/a	0.02	NP
Vanadium Total (ug/l)	MW-3A	0	-0.7453	-2.33	No	55	90.91	n/a	n/a	0.02	NP
Vanadium Total (ug/l)	MW-4A	0	-2.09	-2.33	No	55	90.91	n/a	n/a	0.02	NP
Vanadium Total (ug/l)	MW-6B (bg)	0	1.953	2.33	No	42	66.67	n/a	n/a	0.02	NP
Vanadium Total (ug/l)	MW-7A (bg)	0	-0.8638	-2.33	No	54	90.74	n/a	n/a	0.02	NP
Zinc Total (ug/l)	MW-1A	-0.09989	-2.296	-2.33	No	55	40	n/a	n/a	0.02	NP
Zinc Total (ug/l)	MW-2A	-0.1173	-3.163	-2.33	Yes	55	43.64	n/a	n/a	0.02	NP
Zinc Total (ug/l)	MW-3A	-0.1994	-2.407	-2.33	Yes	55	36.36	n/a	n/a	0.02	NP
Zinc Total (ug/l)	MW-4A	-0.2485	-2.917	-2.33	Yes	55	36.36	n/a	n/a	0.02	NP
Zinc Total (ug/l)	MW-6B (bg)	1.596	1.561	2.33	No	42	2.381	n/a	n/a	0.02	NP
Zinc Total (ug/l)	MW-7A (bg)	-0.1452	-1.548	-2.33	No	54	27.78	n/a	n/a	0.02	NP

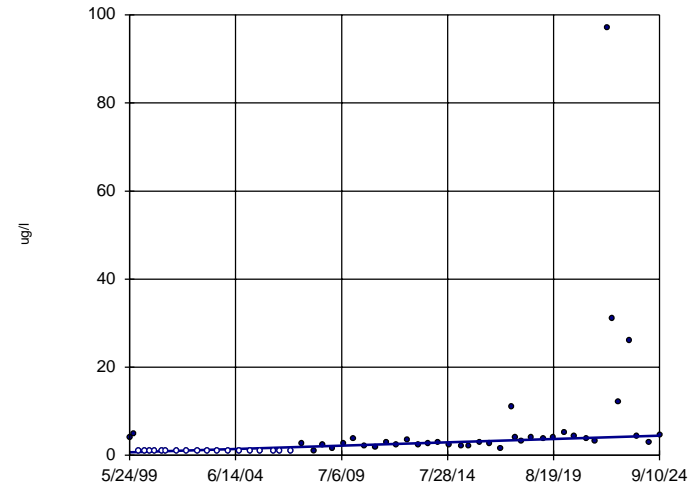
Sen's Slope Estimator MW-1A



n = 55
Slope = 0.06488
units per year.
Mann-Kendall
normal approx. =
4.754
critical = 2.33
Increasing trend
significant at 98%
confidence level
($\alpha = 0.01$ per
tail).

Constituent: Arsenic Total Analysis Run 1/30/2025 3:38 PM
City of Little Rock Client: Terracon Data: CoLR Sanitas Database

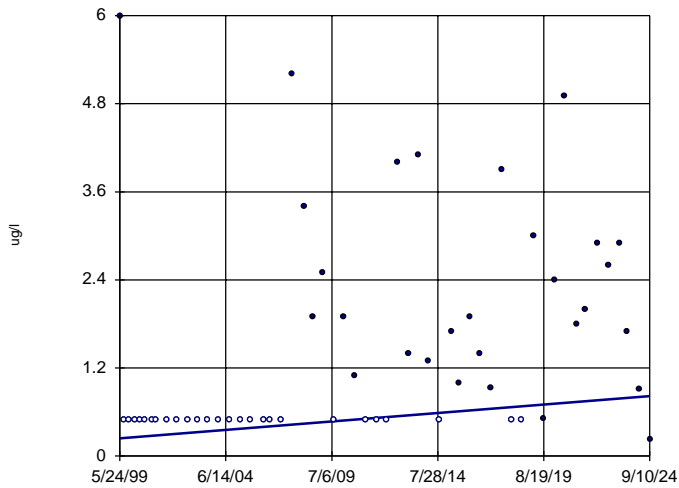
Sen's Slope Estimator MW-2A



n = 57
Slope = 0.1495
units per year.
Mann-Kendall
normal approx. =
6.611
critical = 2.33
Increasing trend
significant at 98%
confidence level
($\alpha = 0.01$ per
tail).

Constituent: Arsenic Total Analysis Run 1/30/2025 3:38 PM
City of Little Rock Client: Terracon Data: CoLR Sanitas Database

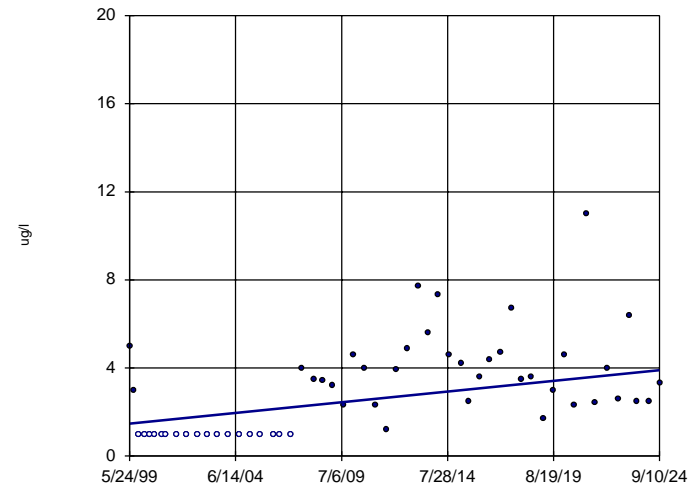
Sen's Slope Estimator MW-3A



n = 55
Slope = 0.0228
units per year.
Mann-Kendall
normal approx. =
3.268
critical = 2.33
Increasing trend
significant at 98%
confidence level
($\alpha = 0.01$ per
tail).

Constituent: Arsenic Total Analysis Run 1/30/2025 3:38 PM
City of Little Rock Client: Terracon Data: CoLR Sanitas Database

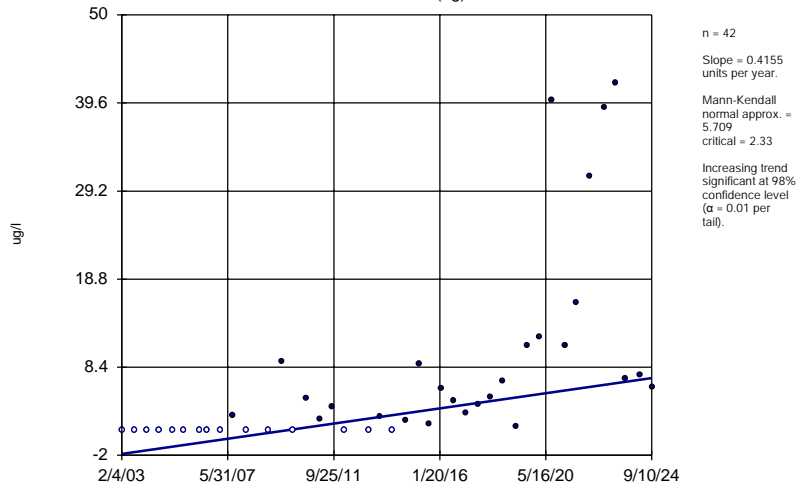
Sen's Slope Estimator MW-4A



n = 55
Slope = 0.09625
units per year.
Mann-Kendall
normal approx. =
4.1
critical = 2.33
Increasing trend
significant at 98%
confidence level
($\alpha = 0.01$ per
tail).

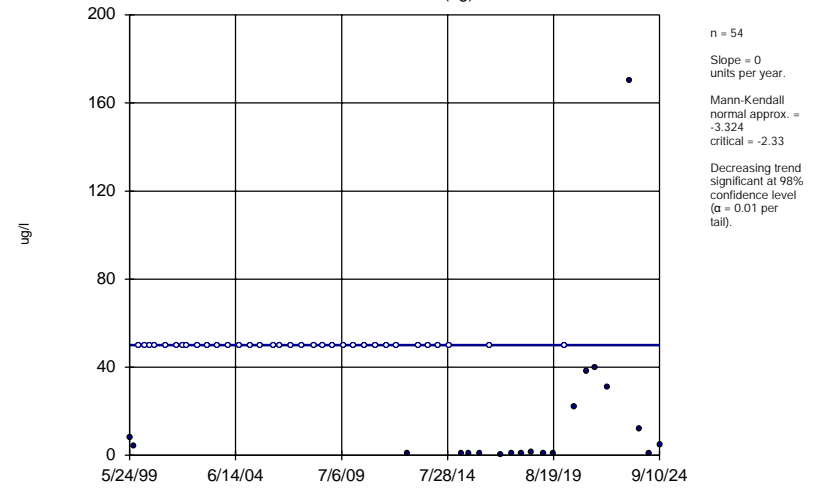
Constituent: Arsenic Total Analysis Run 1/30/2025 3:38 PM
City of Little Rock Client: Terracon Data: CoLR Sanitas Database

Sen's Slope Estimator MW-6B (bg)



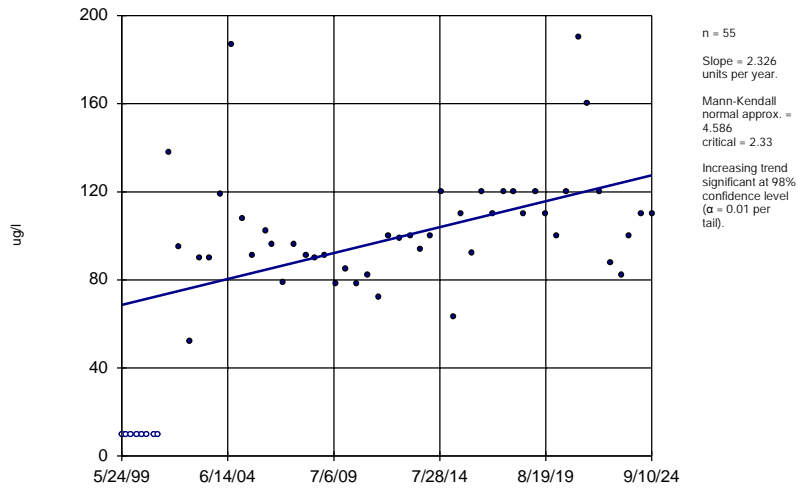
Constituent: Arsenic Total Analysis Run 1/30/2025 3:38 PM
City of Little Rock Client: Terracon Data: CoLR Sanitas Database

Sen's Slope Estimator MW-7A (bg)



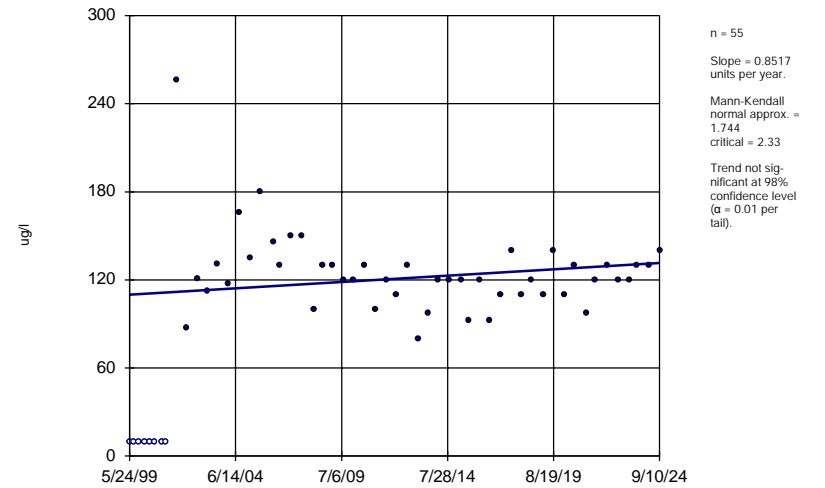
Constituent: Arsenic Total Analysis Run 1/30/2025 3:38 PM
City of Little Rock Client: Terracon Data: CoLR Sanitas Database

Sen's Slope Estimator MW-1A



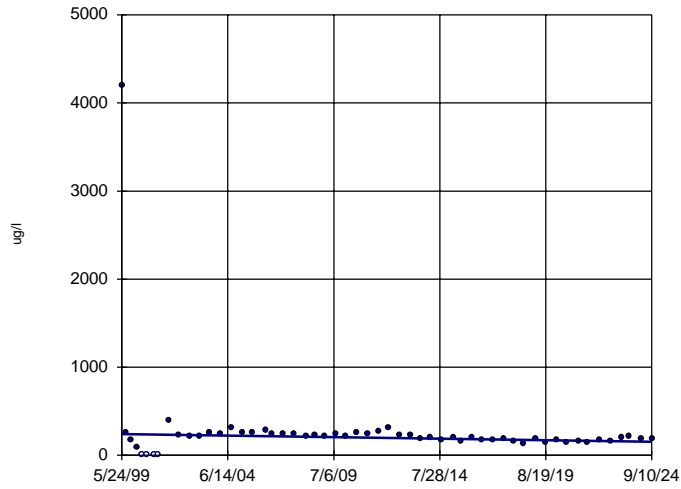
Constituent: Barium Total Analysis Run 1/30/2025 3:38 PM
City of Little Rock Client: Terracon Data: CoLR Sanitas Database

Sen's Slope Estimator MW-2A



Constituent: Barium Total Analysis Run 1/30/2025 3:38 PM
City of Little Rock Client: Terracon Data: CoLR Sanitas Database

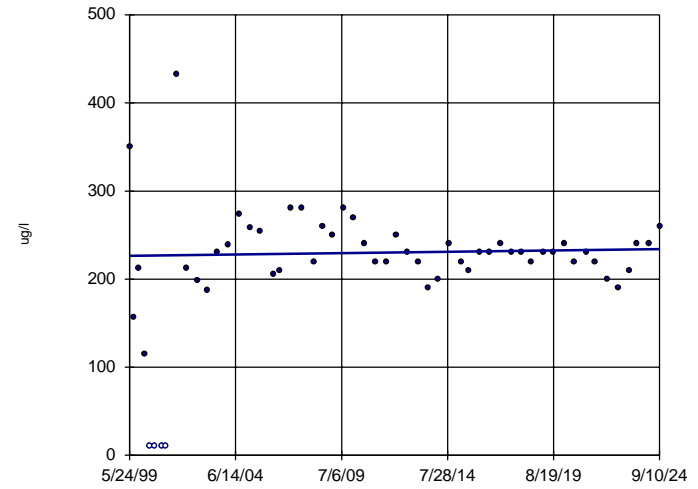
Sen's Slope Estimator MW-3A



n = 55
Slope = -3.504
units per year.
Mann-Kendall
normal approx. =
-3.164
critical = -2.33
Decreasing trend
significant at 98%
confidence level
($\alpha = 0.01$ per
tail).

Constituent: Barium Total Analysis Run 1/30/2025 3:38 PM
City of Little Rock Client: Terracon Data: CoLR Sanitas Database

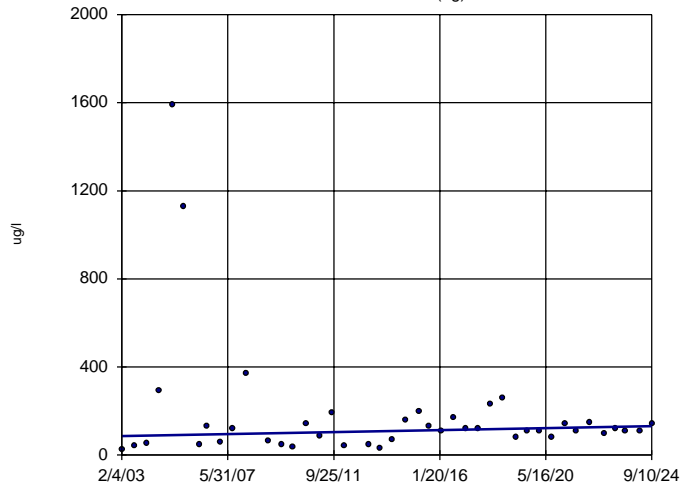
Sen's Slope Estimator MW-4A



n = 55
Slope = 0.2908
units per year.
Mann-Kendall
normal approx. =
0.817
critical = 2.33
Trend not sig-
nificant at 98%
confidence level
($\alpha = 0.01$ per
tail).

Constituent: Barium Total Analysis Run 1/30/2025 3:38 PM
City of Little Rock Client: Terracon Data: CoLR Sanitas Database

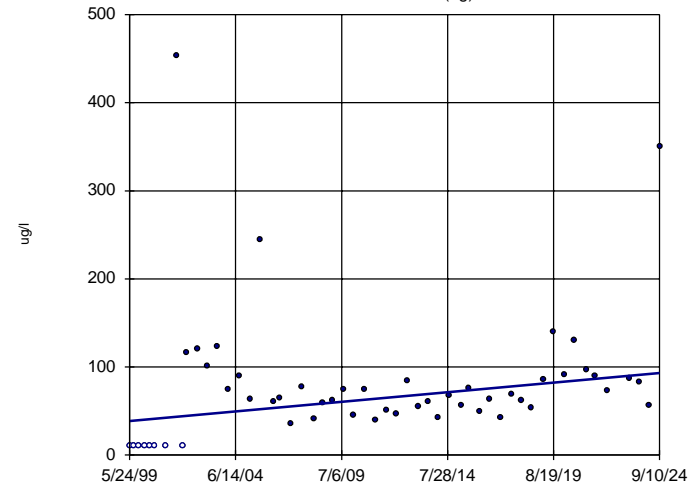
Sen's Slope Estimator MW-6B (bg)



n = 42
Slope = 2.055
units per year.
Mann-Kendall
normal approx. =
0.9669
critical = 2.33
Trend not sig-
nificant at 98%
confidence level
($\alpha = 0.01$ per
tail).

Constituent: Barium Total Analysis Run 1/30/2025 3:38 PM
City of Little Rock Client: Terracon Data: CoLR Sanitas Database

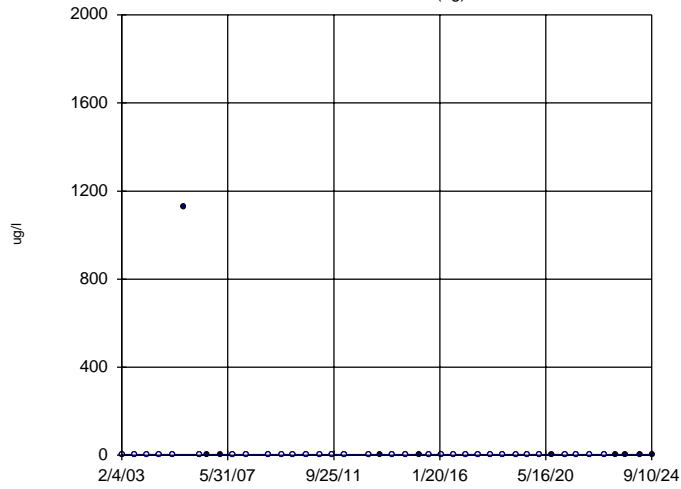
Sen's Slope Estimator MW-7A (bg)



n = 54
Slope = 2.158
units per year.
Mann-Kendall
normal approx. =
2.706
critical = 2.33
Increasing trend
significant at 98%
confidence level
($\alpha = 0.01$ per
tail).

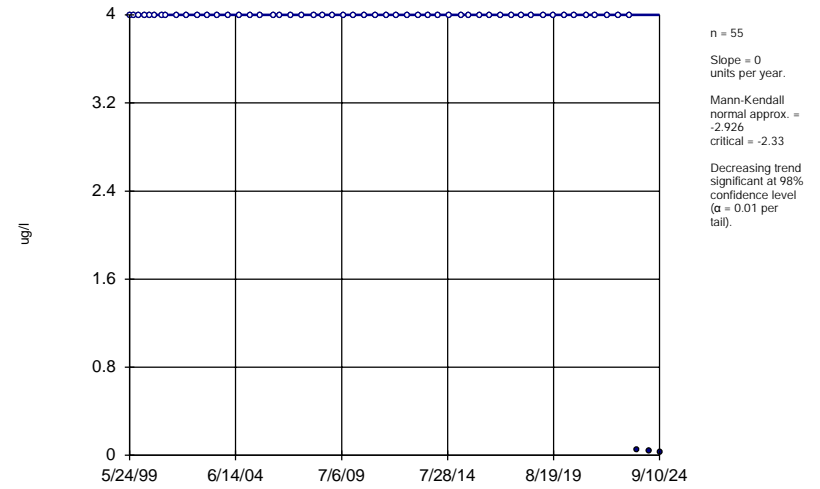
Constituent: Barium Total Analysis Run 1/30/2025 3:38 PM
City of Little Rock Client: Terracon Data: CoLR Sanitas Database

Sen's Slope Estimator MW-6B (bg)



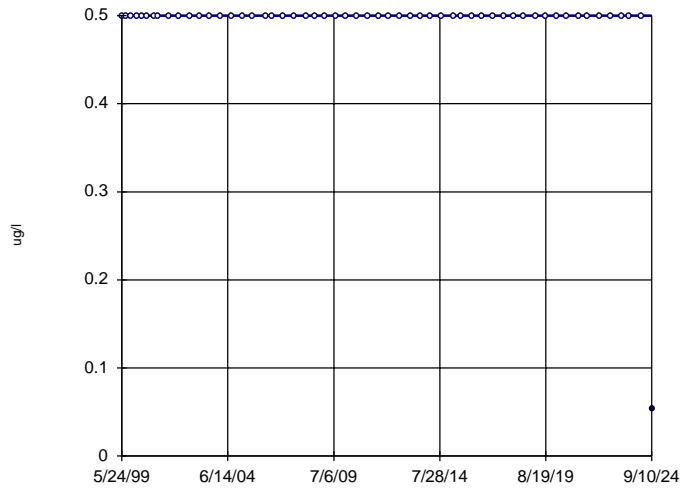
Constituent: Beryllium Total Analysis Run 1/30/2025 3:38 PM
City of Little Rock Client: Terracon Data: CoLR Sanitas Database

Sen's Slope Estimator MW-1A



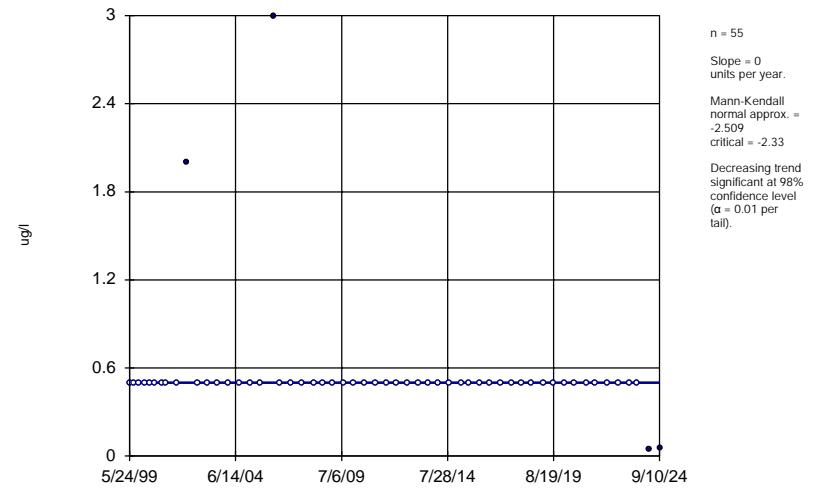
Constituent: Cadmium Total Analysis Run 1/30/2025 3:38 PM
City of Little Rock Client: Terracon Data: CoLR Sanitas Database

Sen's Slope Estimator MW-2A



Constituent: Cadmium Total Analysis Run 1/30/2025 3:38 PM
City of Little Rock Client: Terracon Data: CoLR Sanitas Database

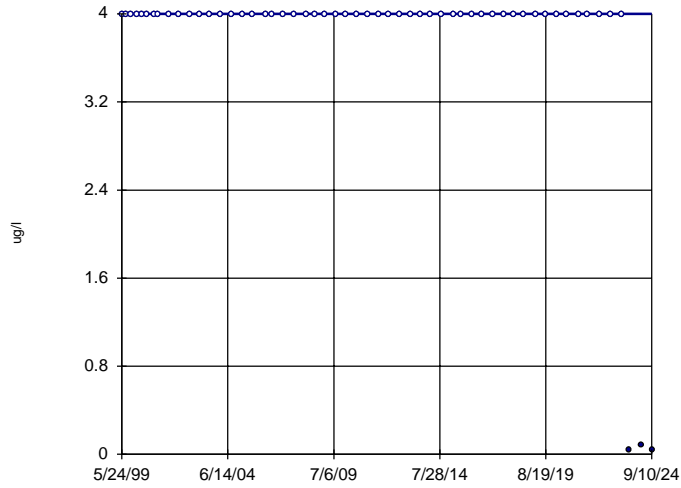
Sen's Slope Estimator MW-3A



Constituent: Cadmium Total Analysis Run 1/30/2025 3:38 PM
City of Little Rock Client: Terracon Data: CoLR Sanitas Database

Sen's Slope Estimator

MW-4A

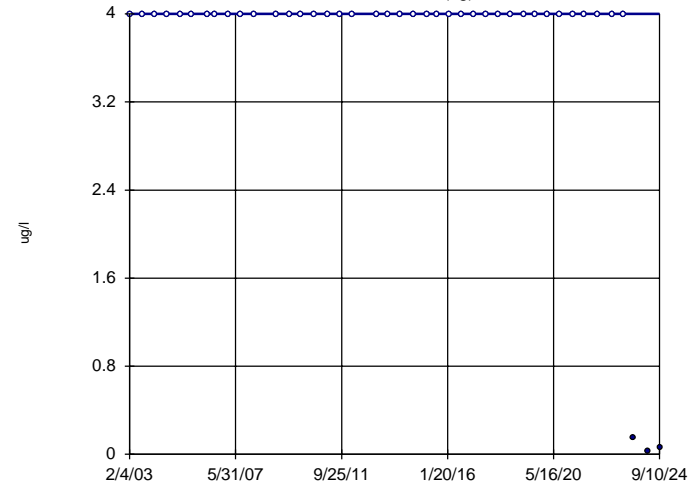


n = 55
Slope = 0
units per year.
Mann-Kendall
normal approx. =
-2.871
critical = -2.33
Decreasing trend
significant at 98%
confidence level
($\alpha = 0.01$ per
tail).

Constituent: Cadmium Total Analysis Run 1/30/2025 3:38 PM
City of Little Rock Client: Terracon Data: CoLR Sanitas Database

Sen's Slope Estimator

MW-6B (bg)

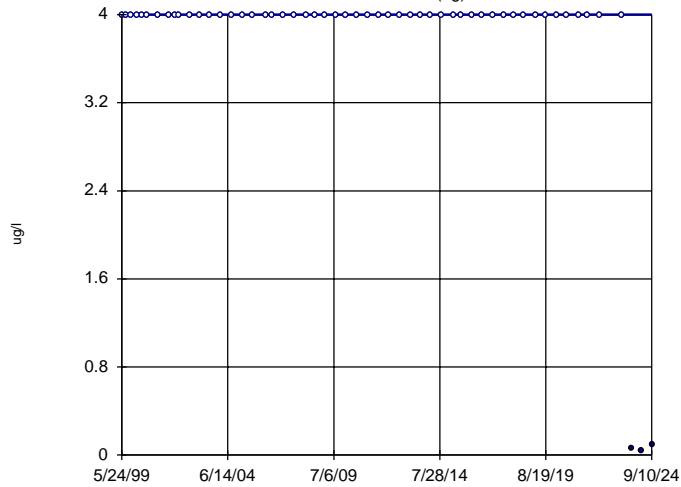


n = 42
Slope = 0
units per year.
Mann-Kendall
normal approx. =
-2.855
critical = -2.33
Decreasing trend
significant at 98%
confidence level
($\alpha = 0.01$ per
tail).

Constituent: Cadmium Total Analysis Run 1/30/2025 3:38 PM
City of Little Rock Client: Terracon Data: CoLR Sanitas Database

Sen's Slope Estimator

MW-7A (bg)

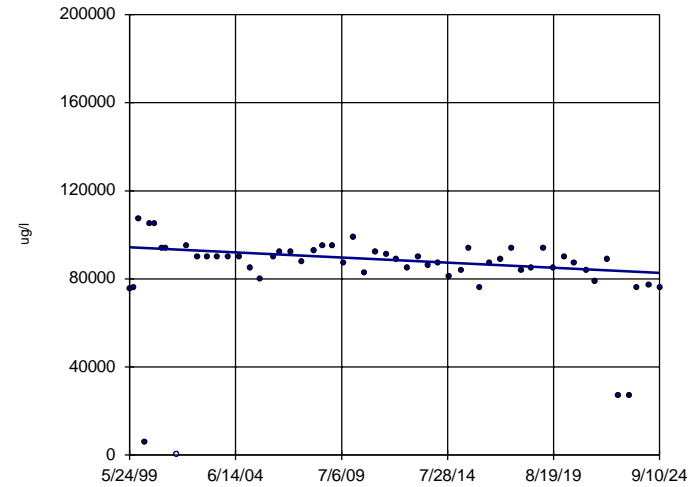


n = 54
Slope = 0
units per year.
Mann-Kendall
normal approx. =
-2.85
critical = -2.33
Decreasing trend
significant at 98%
confidence level
($\alpha = 0.01$ per
tail).

Constituent: Cadmium Total Analysis Run 1/30/2025 3:38 PM
City of Little Rock Client: Terracon Data: CoLR Sanitas Database

Sen's Slope Estimator

MW-1A

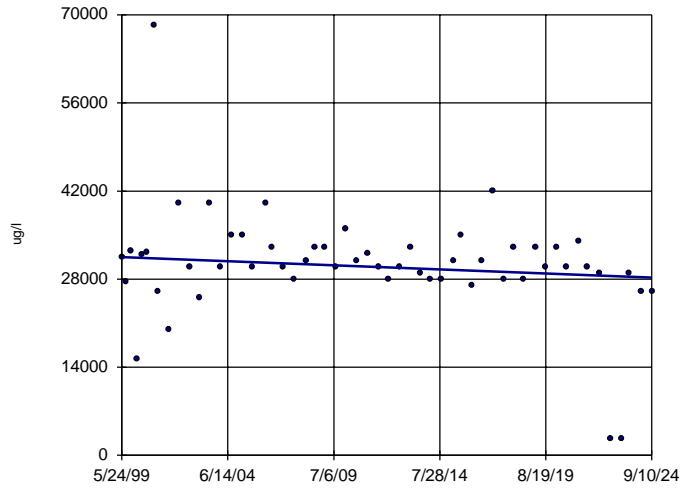


n = 55
Slope = -457.5
units per year.
Mann-Kendall
normal approx. =
-3.094
critical = -2.33
Decreasing trend
significant at 98%
confidence level
($\alpha = 0.01$ per
tail).

Constituent: Chloride Analysis Run 1/30/2025 3:38 PM
City of Little Rock Client: Terracon Data: CoLR Sanitas Database

Sen's Slope Estimator

MW-2A

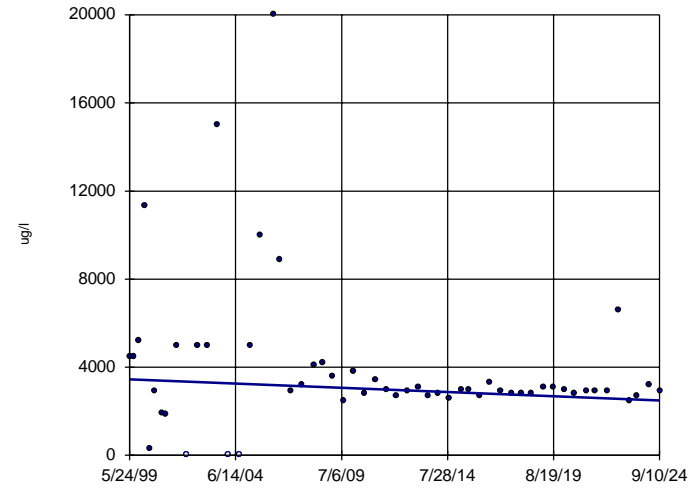


n = 55
 Slope = -129.5
 units per year.
 Mann-Kendall
 normal approx. =
 -1.709
 critical = -2.33
 Trend not sig-
 nificant at 98%
 confidence level
 ($\alpha = 0.01$ per
 tail).

Constituent: Chloride Analysis Run 1/30/2025 3:38 PM
 City of Little Rock Client: Terracon Data: CoLR Sanitas Database

Sen's Slope Estimator

MW-3A

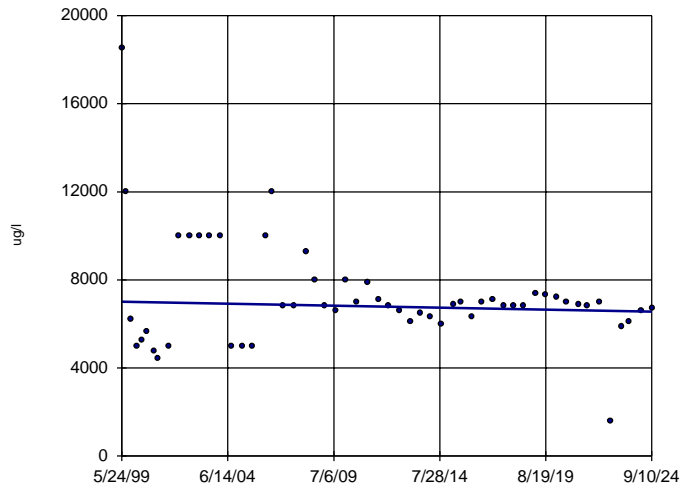


n = 55
 Slope = -37.73
 units per year.
 Mann-Kendall
 normal approx. =
 -1.929
 critical = -2.33
 Trend not sig-
 nificant at 98%
 confidence level
 ($\alpha = 0.01$ per
 tail).

Constituent: Chloride Analysis Run 1/30/2025 3:38 PM
 City of Little Rock Client: Terracon Data: CoLR Sanitas Database

Sen's Slope Estimator

MW-4A

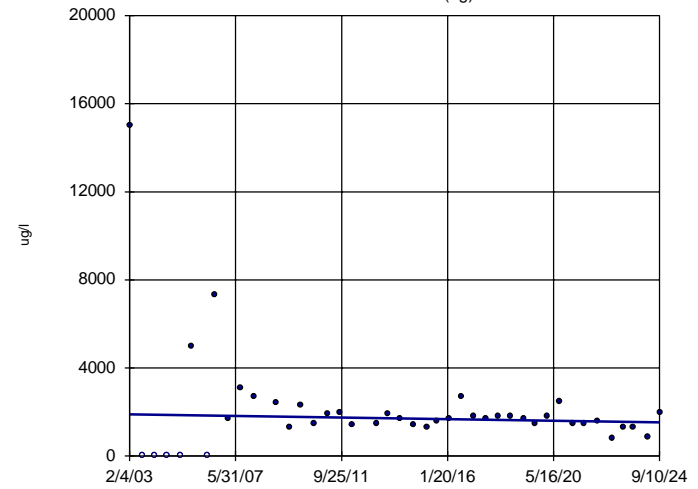


n = 55
 Slope = -17.94
 units per year.
 Mann-Kendall
 normal approx. =
 -0.7867
 critical = -2.33
 Trend not sig-
 nificant at 98%
 confidence level
 ($\alpha = 0.01$ per
 tail).

Constituent: Chloride Analysis Run 1/30/2025 3:38 PM
 City of Little Rock Client: Terracon Data: CoLR Sanitas Database

Sen's Slope Estimator

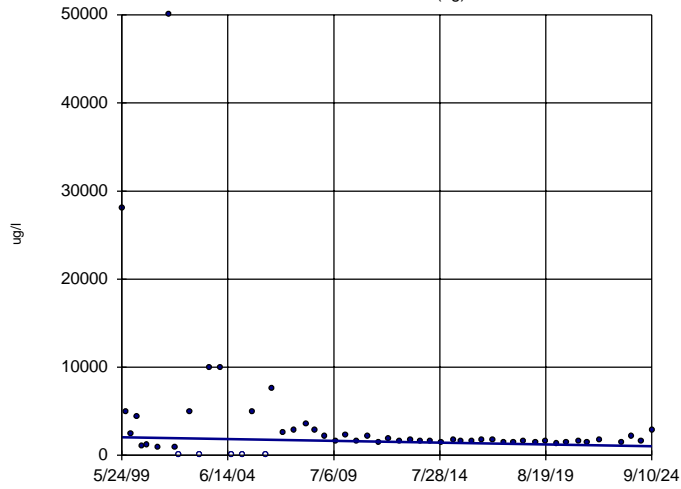
MW-6B (bg)



n = 42
 Slope = -16.66
 units per year.
 Mann-Kendall
 normal approx. =
 -0.9033
 critical = -2.33
 Trend not sig-
 nificant at 98%
 confidence level
 ($\alpha = 0.01$ per
 tail).

Constituent: Chloride Analysis Run 1/30/2025 3:38 PM
 City of Little Rock Client: Terracon Data: CoLR Sanitas Database

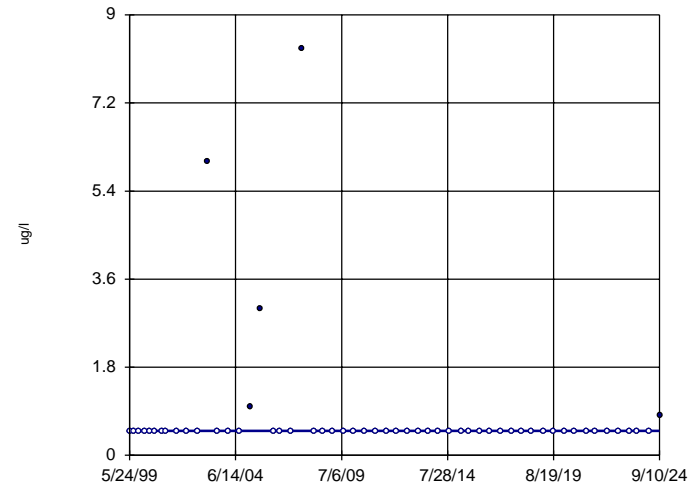
Sen's Slope Estimator MW-7A (bg)



n = 54
Slope = -39.96
units per year.
Mann-Kendall
normal approx. =
-2.042
critical = -2.33
Trend not sig-
nificant at 98%
confidence level
($\alpha = 0.01$ per
tail).

Constituent: Chloride Analysis Run 1/30/2025 3:38 PM
City of Little Rock Client: Terracon Data: CoLR Sanitas Database

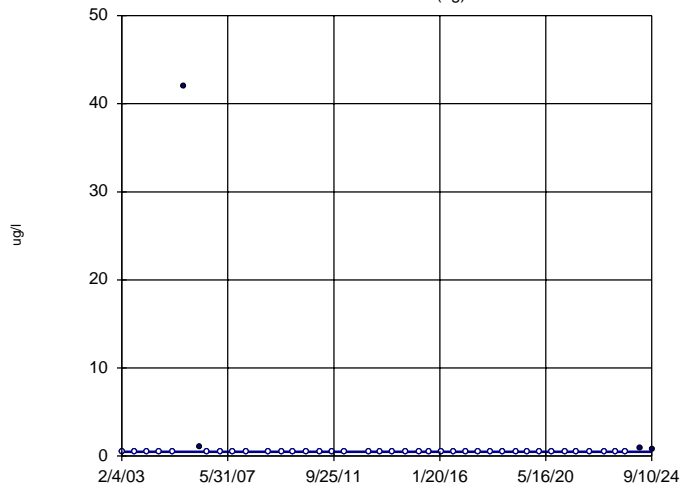
Sen's Slope Estimator MW-4A



n = 55
Slope = 0
units per year.
Mann-Kendall
normal approx. =
-0.5699
critical = -2.33
Trend not sig-
nificant at 98%
confidence level
($\alpha = 0.01$ per
tail).

Constituent: Chromium Total Analysis Run 1/30/2025 3:38 PM
City of Little Rock Client: Terracon Data: CoLR Sanitas Database

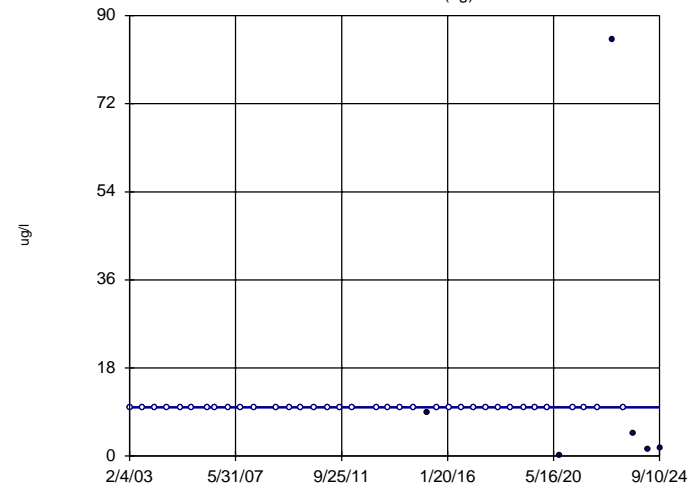
Sen's Slope Estimator MW-6B (bg)



n = 42
Slope = 0
units per year.
Mann-Kendall
normal approx. =
0.278
critical = 2.33
Trend not sig-
nificant at 98%
confidence level
($\alpha = 0.01$ per
tail).

Constituent: Chromium Total Analysis Run 1/30/2025 3:38 PM
City of Little Rock Client: Terracon Data: CoLR Sanitas Database

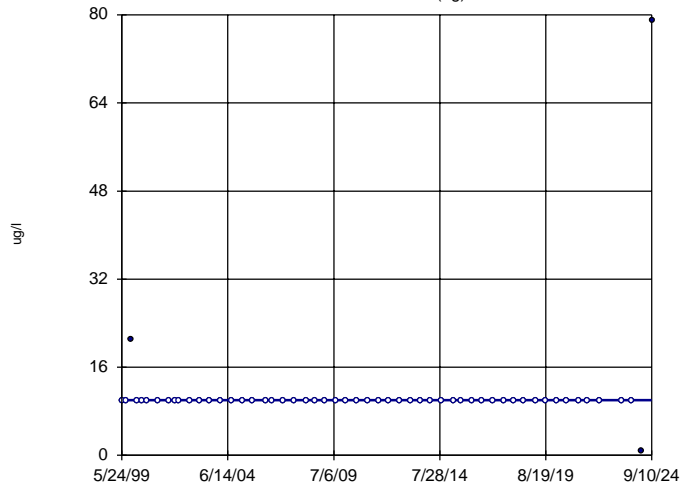
Sen's Slope Estimator MW-6B (bg)



n = 42
Slope = 0
units per year.
Mann-Kendall
normal approx. =
-2.004
critical = -2.33
Trend not sig-
nificant at 98%
confidence level
($\alpha = 0.01$ per
tail).

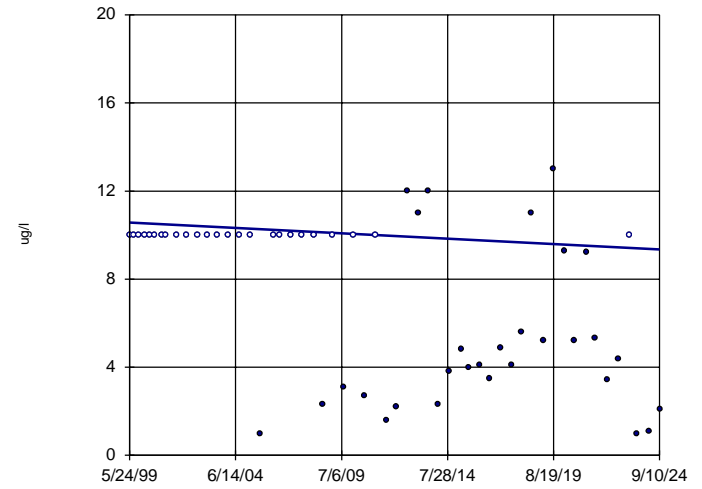
Constituent: Cobalt Total Analysis Run 1/30/2025 3:39 PM
City of Little Rock Client: Terracon Data: CoLR Sanitas Database

Sen's Slope Estimator MW-7A (bg)



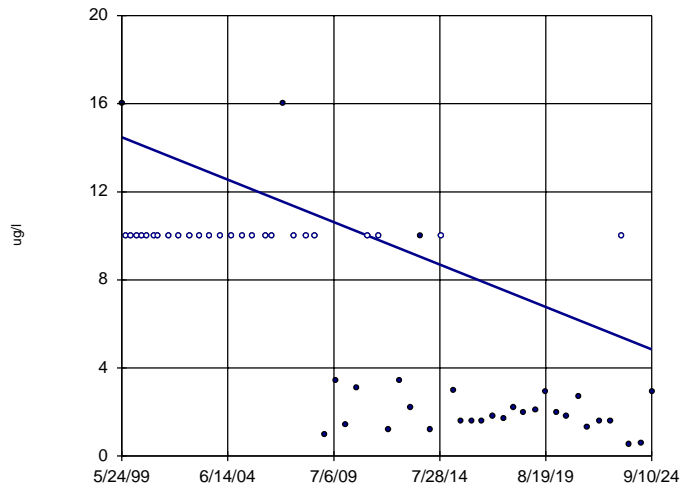
Constituent: Cobalt Total Analysis Run 1/30/2025 3:39 PM
City of Little Rock Client: Terracon Data: CoLR Sanitas Database

Sen's Slope Estimator MW-1A



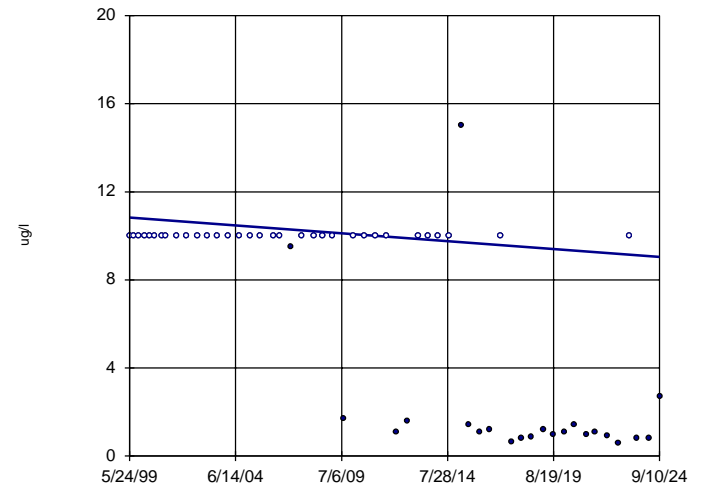
Constituent: Copper Total Analysis Run 1/30/2025 3:39 PM
City of Little Rock Client: Terracon Data: CoLR Sanitas Database

Sen's Slope Estimator MW-2A



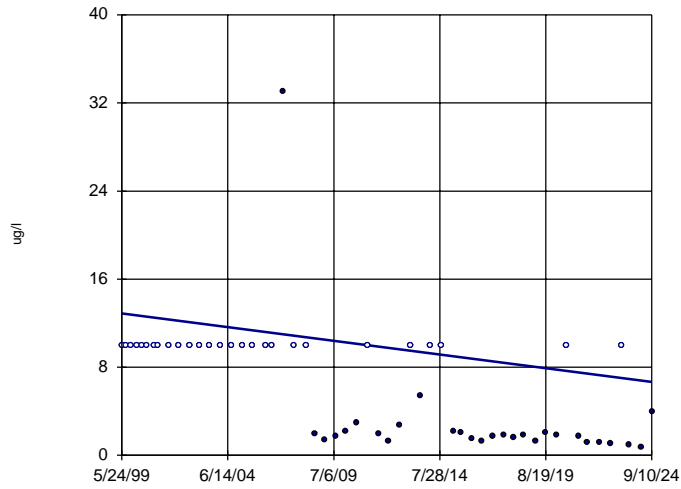
Constituent: Copper Total Analysis Run 1/30/2025 3:39 PM
City of Little Rock Client: Terracon Data: CoLR Sanitas Database

Sen's Slope Estimator MW-3A



Constituent: Copper Total Analysis Run 1/30/2025 3:39 PM
City of Little Rock Client: Terracon Data: CoLR Sanitas Database

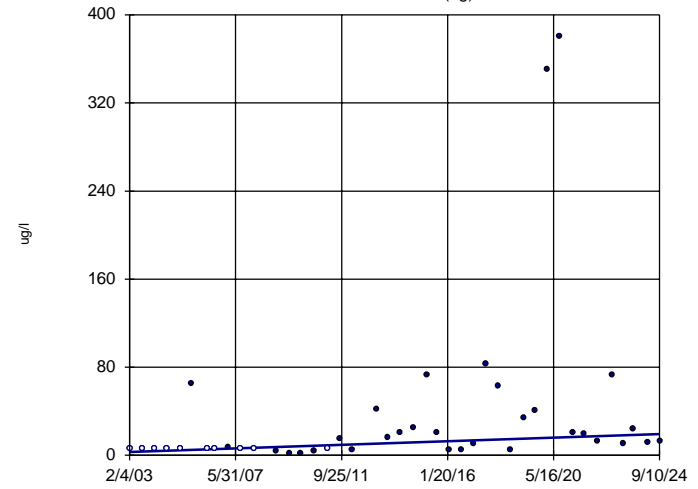
Sen's Slope Estimator MW-4A



n = 55
Slope = -0.2455
units per year.
Mann-Kendall
normal approx. =
-5.547
critical = -2.33
Decreasing trend
significant at 98%
confidence level
($\alpha = 0.01$ per
tail).

Constituent: Copper Total Analysis Run 1/30/2025 3:39 PM
City of Little Rock Client: Terracon Data: CoLR Sanitas Database

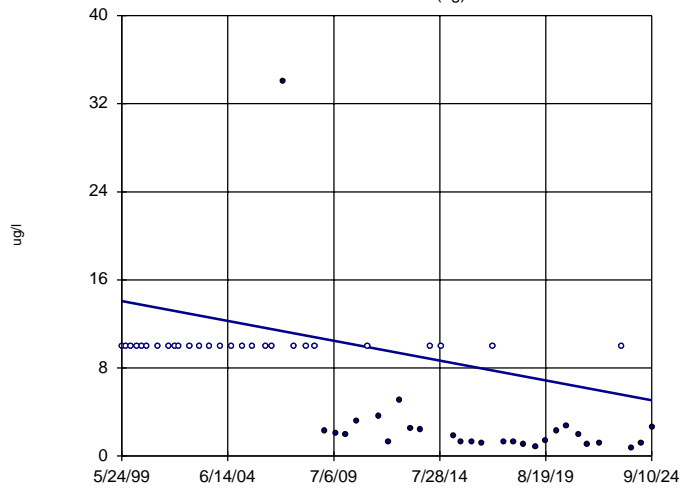
Sen's Slope Estimator MW-6B (bg)



n = 42
Slope = 0.7529
units per year.
Mann-Kendall
normal approx. =
2.818
critical = 2.33
Increasing trend
significant at 98%
confidence level
($\alpha = 0.01$ per
tail).

Constituent: Copper Total Analysis Run 1/30/2025 3:39 PM
City of Little Rock Client: Terracon Data: CoLR Sanitas Database

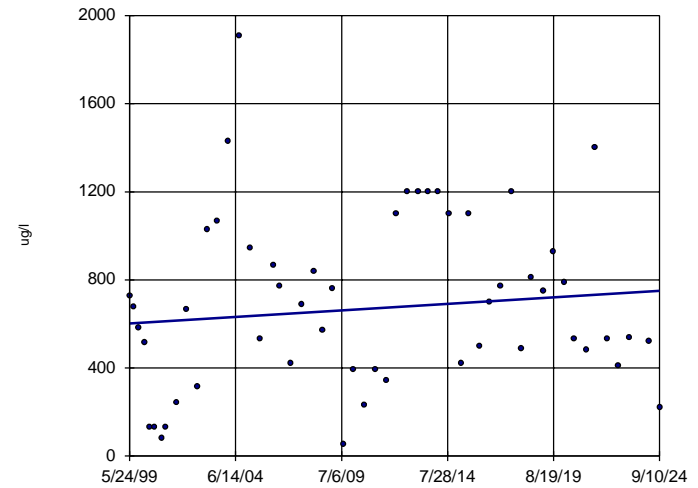
Sen's Slope Estimator MW-7A (bg)



n = 54
Slope = -0.356
units per year.
Mann-Kendall
normal approx. =
-5.693
critical = -2.33
Decreasing trend
significant at 98%
confidence level
($\alpha = 0.01$ per
tail).

Constituent: Copper Total Analysis Run 1/30/2025 3:39 PM
City of Little Rock Client: Terracon Data: CoLR Sanitas Database

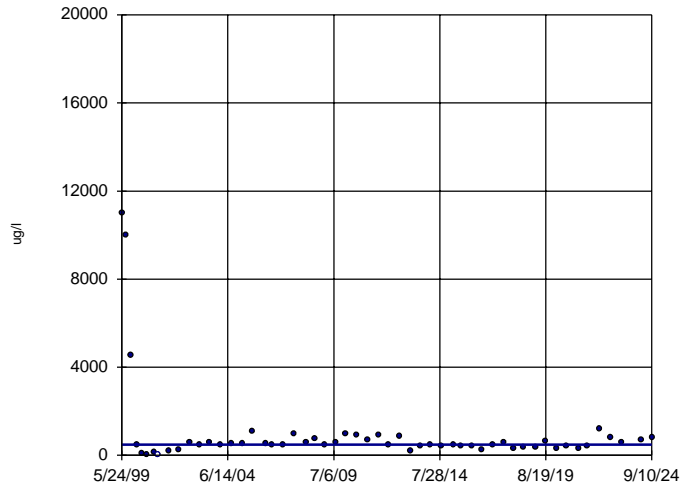
Sen's Slope Estimator MW-1A



n = 54
Slope = 5.859
units per year.
Mann-Kendall
normal approx. =
0.8213
critical = 2.33
Trend not sig-
nificant at 98%
confidence level
($\alpha = 0.01$ per
tail).

Constituent: Iron Total Analysis Run 1/30/2025 3:39 PM
City of Little Rock Client: Terracon Data: CoLR Sanitas Database

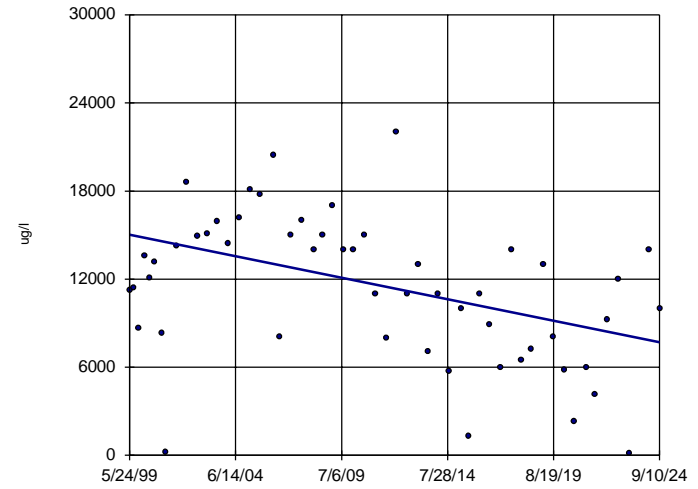
Sen's Slope Estimator MW-2A



n = 54
Slope = 0
units per year.
Mann-Kendall
normal approx. =
-0.03731
critical = -2.33
Trend not sig-
nificant at 98%
confidence level
($\alpha = 0.01$ per
tail).

Constituent: Iron Total Analysis Run 1/30/2025 3:39 PM
City of Little Rock Client: Terracon Data: CoLR Sanitas Database

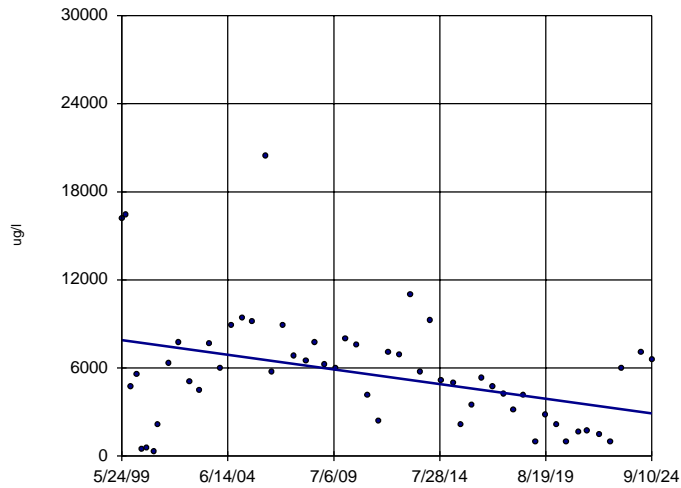
Sen's Slope Estimator MW-3A



n = 54
Slope = -289.8
units per year.
Mann-Kendall
normal approx. =
-3.383
critical = -2.33
Decreasing trend
significant at 98%
confidence level
($\alpha = 0.01$ per
tail).

Constituent: Iron Total Analysis Run 1/30/2025 3:39 PM
City of Little Rock Client: Terracon Data: CoLR Sanitas Database

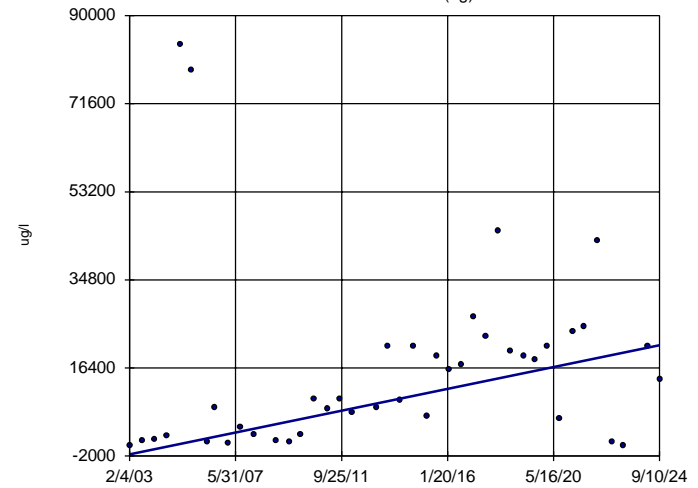
Sen's Slope Estimator MW-4A



n = 54
Slope = -197.3
units per year.
Mann-Kendall
normal approx. =
-2.731
critical = -2.33
Decreasing trend
significant at 98%
confidence level
($\alpha = 0.01$ per
tail).

Constituent: Iron Total Analysis Run 1/30/2025 3:39 PM
City of Little Rock Client: Terracon Data: CoLR Sanitas Database

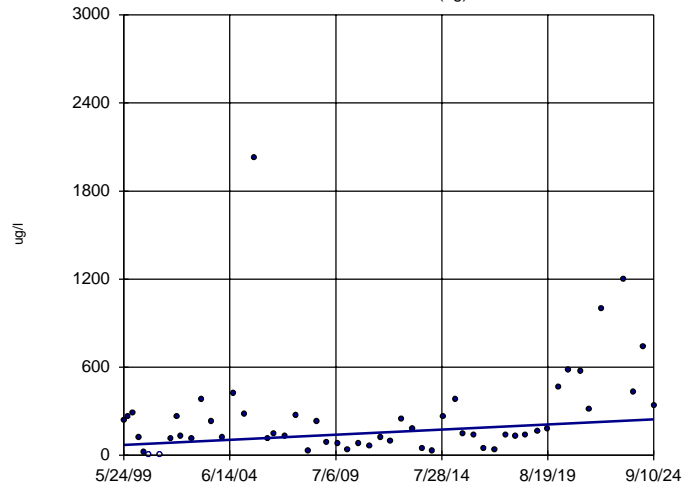
Sen's Slope Estimator MW-6B (bg)



n = 41
Slope = 1054
units per year.
Mann-Kendall
normal approx. =
3.192
critical = 2.33
Increasing trend
significant at 98%
confidence level
($\alpha = 0.01$ per
tail).

Constituent: Iron Total Analysis Run 1/30/2025 3:39 PM
City of Little Rock Client: Terracon Data: CoLR Sanitas Database

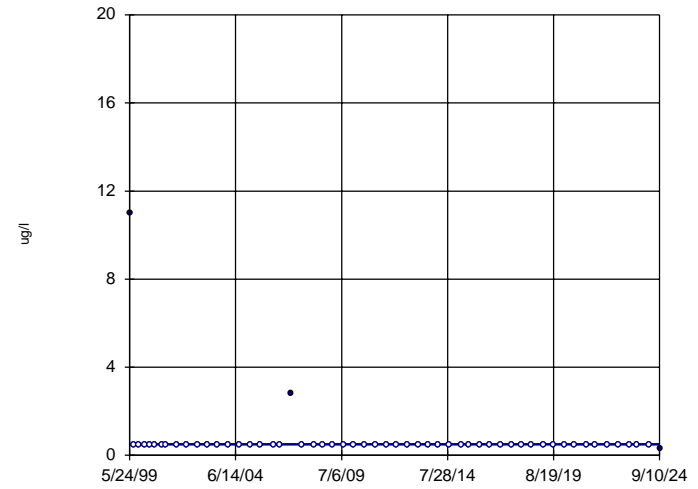
Sen's Slope Estimator MW-7A (bg)



n = 54
Slope = 6.888
units per year.
Mann-Kendall
normal approx. =
2.47
critical = 2.33
Increasing trend
significant at 98%
confidence level
($\alpha = 0.01$ per
tail).

Constituent: Iron Total Analysis Run 1/30/2025 3:39 PM
City of Little Rock Client: Terracon Data: CoLR Sanitas Database

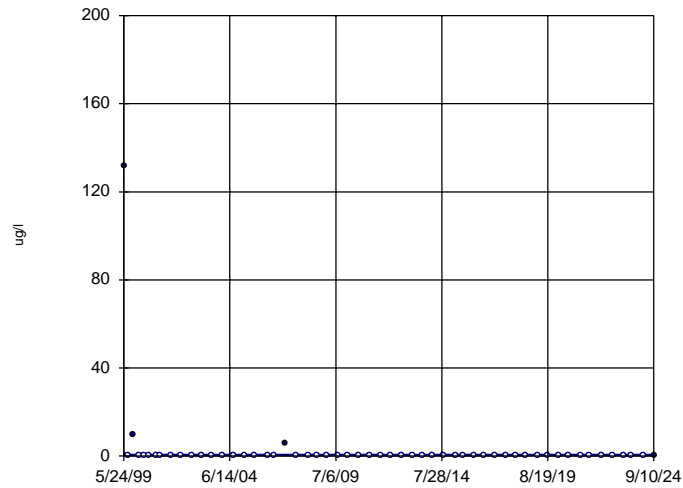
Sen's Slope Estimator MW-1A



n = 55
Slope = 0
units per year.
Mann-Kendall
normal approx. =
-2.26
critical = -2.33
Trend not sig-
nificant at 98%
confidence level
($\alpha = 0.01$ per
tail).

Constituent: Lead Total Analysis Run 1/30/2025 3:39 PM
City of Little Rock Client: Terracon Data: CoLR Sanitas Database

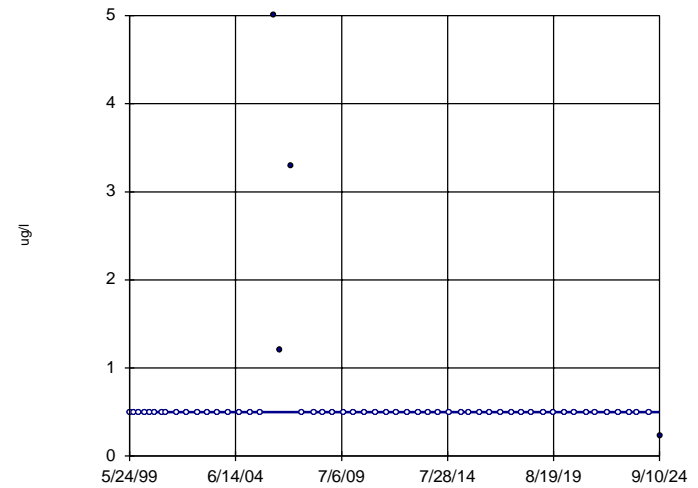
Sen's Slope Estimator MW-2A



n = 55
Slope = 0
units per year.
Mann-Kendall
normal approx. =
-2.801
critical = -2.33
Decreasing trend
significant at 98%
confidence level
($\alpha = 0.01$ per
tail).

Constituent: Lead Total Analysis Run 1/30/2025 3:39 PM
City of Little Rock Client: Terracon Data: CoLR Sanitas Database

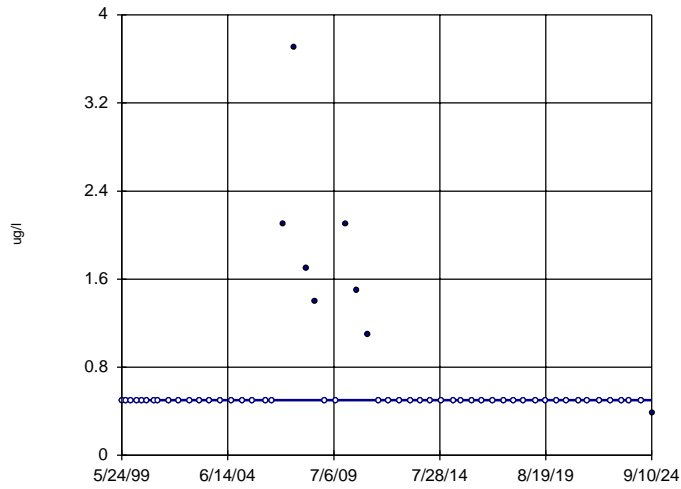
Sen's Slope Estimator MW-3A



n = 55
Slope = 0
units per year.
Mann-Kendall
normal approx. =
-1.7
critical = -2.33
Trend not sig-
nificant at 98%
confidence level
($\alpha = 0.01$ per
tail).

Constituent: Lead Total Analysis Run 1/30/2025 3:39 PM
City of Little Rock Client: Terracon Data: CoLR Sanitas Database

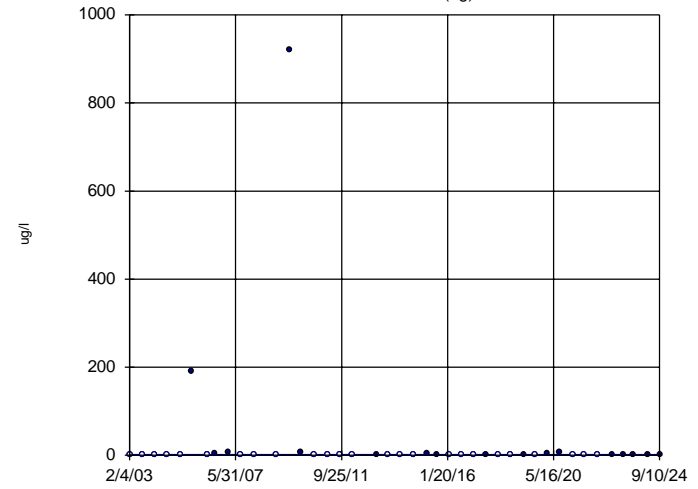
Sen's Slope Estimator MW-4A



n = 55
Slope = 0
units per year.
Mann-Kendall
normal approx. =
-1.378
critical = -2.33
Trend not sig-
nificant at 98%
confidence level
($\alpha = 0.01$ per
tail).

Constituent: Lead Total Analysis Run 1/30/2025 3:39 PM
City of Little Rock Client: Terracon Data: CoLR Sanitas Database

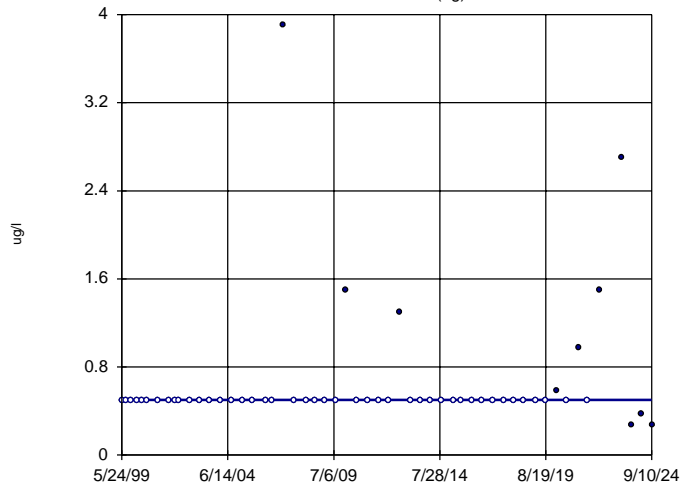
Sen's Slope Estimator MW-6B (bg)



n = 42
Slope = 0
units per year.
Mann-Kendall
normal approx. =
1.162
critical = 2.33
Trend not sig-
nificant at 98%
confidence level
($\alpha = 0.01$ per
tail).

Constituent: Lead Total Analysis Run 1/30/2025 3:39 PM
City of Little Rock Client: Terracon Data: CoLR Sanitas Database

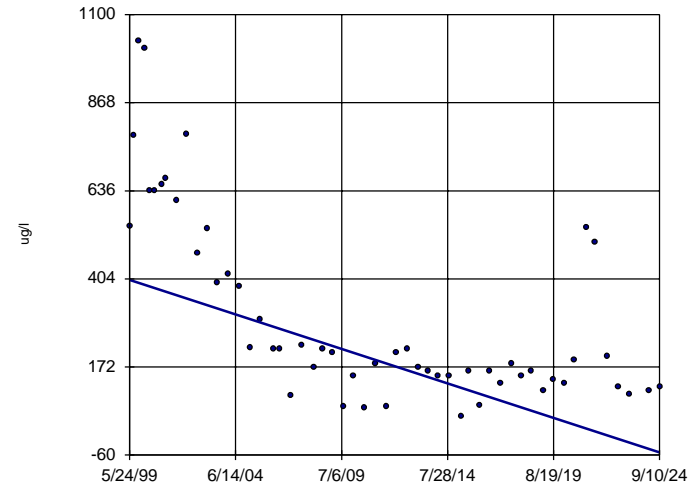
Sen's Slope Estimator MW-7A (bg)



n = 54
Slope = 0
units per year.
Mann-Kendall
normal approx. =
0.2652
critical = 2.33
Trend not sig-
nificant at 98%
confidence level
($\alpha = 0.01$ per
tail).

Constituent: Lead Total Analysis Run 1/30/2025 3:39 PM
City of Little Rock Client: Terracon Data: CoLR Sanitas Database

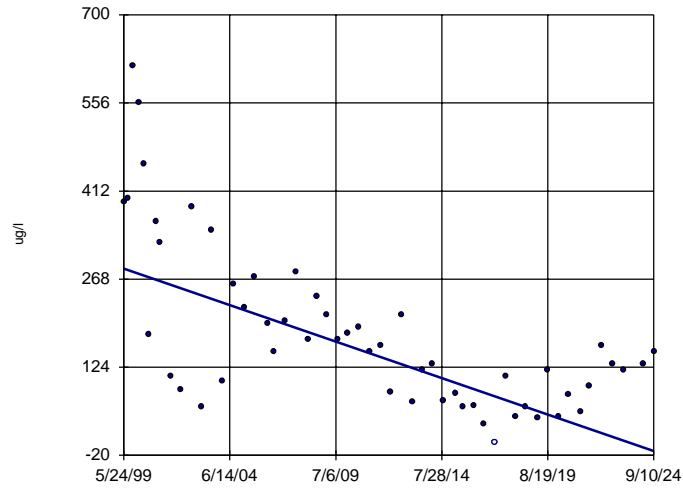
Sen's Slope Estimator MW-1A



n = 54
Slope = -17.92
units per year.
Mann-Kendall
normal approx. =
-5.936
critical = -2.33
Decreasing trend
significant at 98%
confidence level
($\alpha = 0.01$ per
tail).

Constituent: Manganese Total Analysis Run 1/30/2025 3:39 PM
City of Little Rock Client: Terracon Data: CoLR Sanitas Database

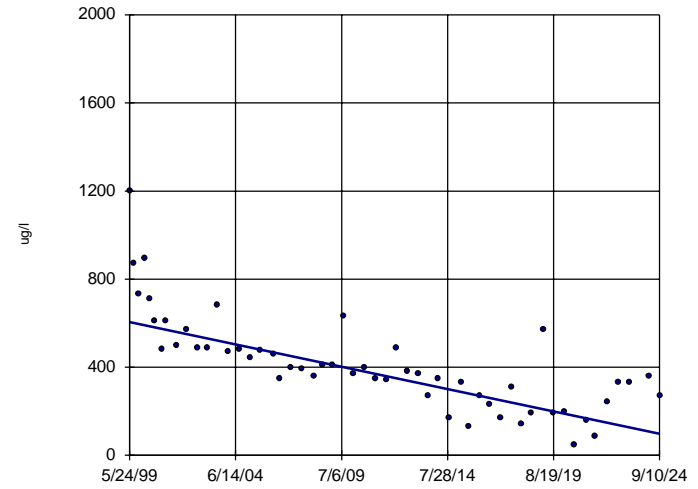
Sen's Slope Estimator MW-2A



n = 54
Slope = -11.77
units per year.
Mann-Kendall
normal approx. =
-5.419
critical = -2.33
Decreasing trend
significant at 98%
confidence level
($\alpha = 0.01$ per
tail).

Constituent: Manganese Total Analysis Run 1/30/2025 3:39 PM
City of Little Rock Client: Terracon Data: CoLR Sanitas Database

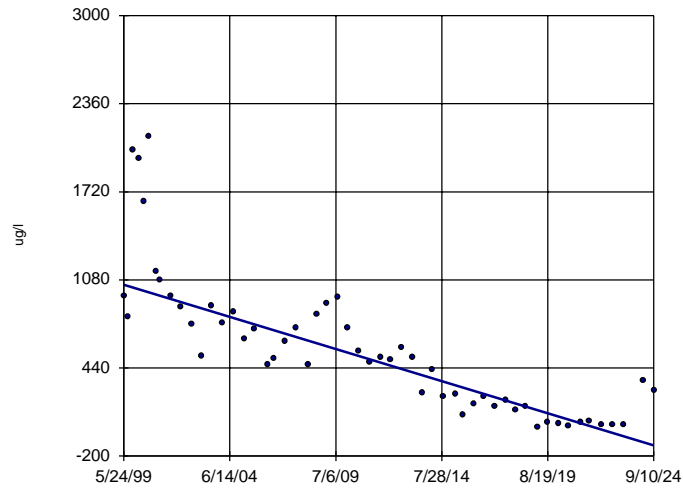
Sen's Slope Estimator MW-3A



n = 54
Slope = -20.07
units per year.
Mann-Kendall
normal approx. =
-7.203
critical = -2.33
Decreasing trend
significant at 98%
confidence level
($\alpha = 0.01$ per
tail).

Constituent: Manganese Total Analysis Run 1/30/2025 3:39 PM
City of Little Rock Client: Terracon Data: CoLR Sanitas Database

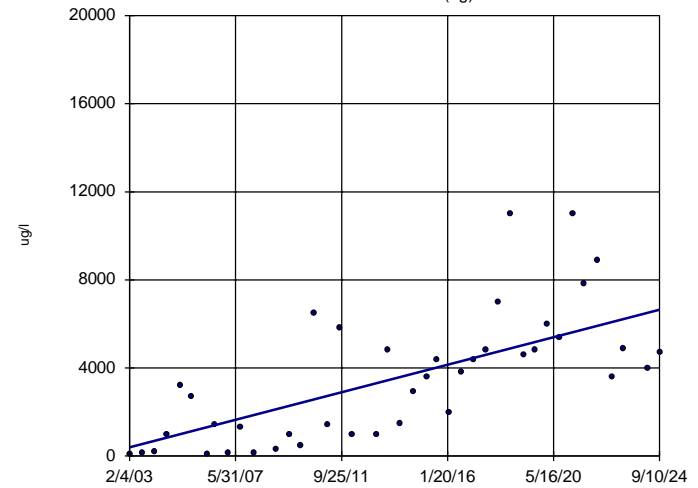
Sen's Slope Estimator MW-4A



n = 54
Slope = -46.11
units per year.
Mann-Kendall
normal approx. =
-7.865
critical = -2.33
Decreasing trend
significant at 98%
confidence level
($\alpha = 0.01$ per
tail).

Constituent: Manganese Total Analysis Run 1/30/2025 3:39 PM
City of Little Rock Client: Terracon Data: CoLR Sanitas Database

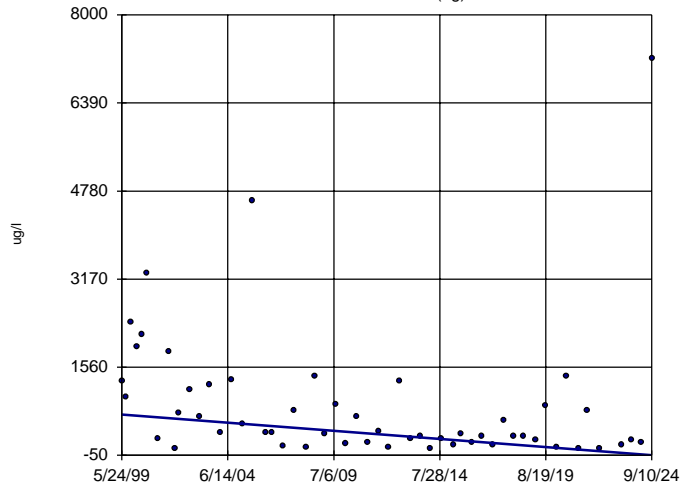
Sen's Slope Estimator MW-6B (bg)



n = 41
Slope = 289.2
units per year.
Mann-Kendall
normal approx. =
5.293
critical = 2.33
Increasing trend
significant at 98%
confidence level
($\alpha = 0.01$ per
tail).

Constituent: Manganese Total Analysis Run 1/30/2025 3:39 PM
City of Little Rock Client: Terracon Data: CoLR Sanitas Database

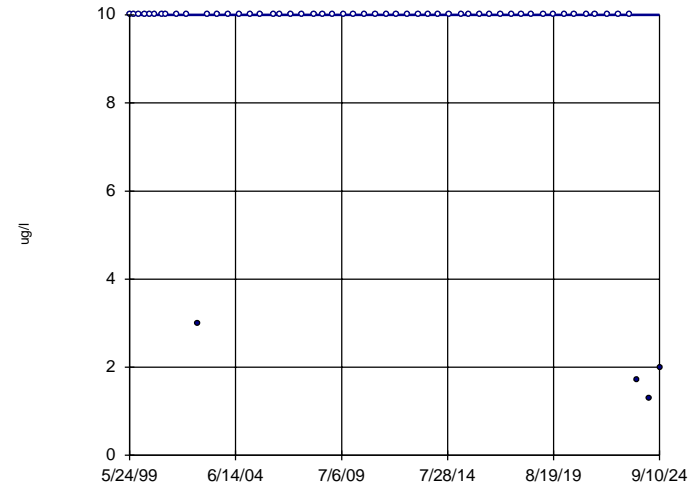
Sen's Slope Estimator MW-7A (bg)



n = 54
 Slope = -29.24
 units per year.
 Mann-Kendall
 normal approx. =
 -3.507
 critical = -2.33
 Decreasing trend
 significant at 98%
 confidence level
 ($\alpha = 0.01$ per
 tail).

Constituent: Manganese Total Analysis Run 1/30/2025 3:39 PM
 City of Little Rock Client: Terracon Data: CoLR Sanitas Database

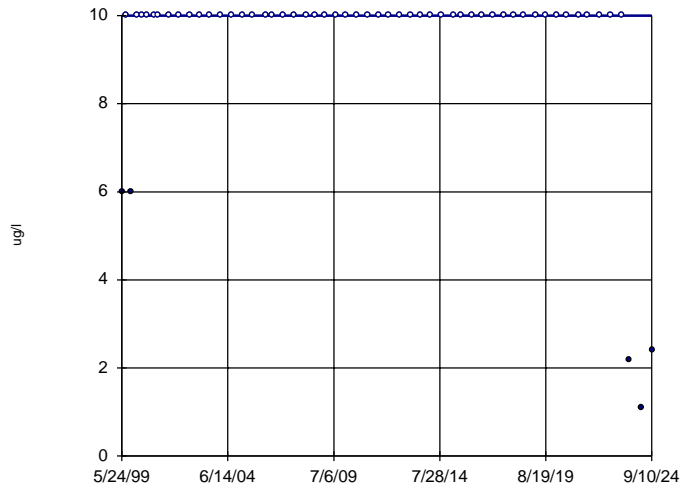
Sen's Slope Estimator MW-1A



n = 55
 Slope = 0
 units per year.
 Mann-Kendall
 normal approx. =
 -1.991
 critical = -2.33
 Trend not sig-
 nificant at 98%
 confidence level
 ($\alpha = 0.01$ per
 tail).

Constituent: Nickel Total Analysis Run 1/30/2025 3:39 PM
 City of Little Rock Client: Terracon Data: CoLR Sanitas Database

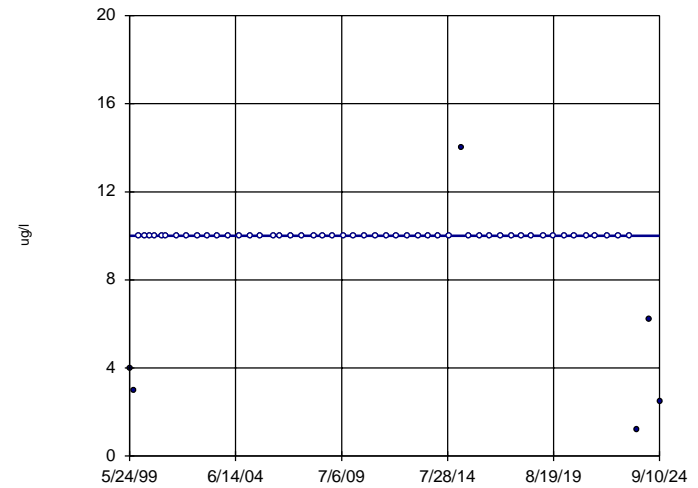
Sen's Slope Estimator MW-2A



n = 55
 Slope = 0
 units per year.
 Mann-Kendall
 normal approx. =
 -0.8184
 critical = -2.33
 Trend not sig-
 nificant at 98%
 confidence level
 ($\alpha = 0.01$ per
 tail).

Constituent: Nickel Total Analysis Run 1/30/2025 3:39 PM
 City of Little Rock Client: Terracon Data: CoLR Sanitas Database

Sen's Slope Estimator MW-3A

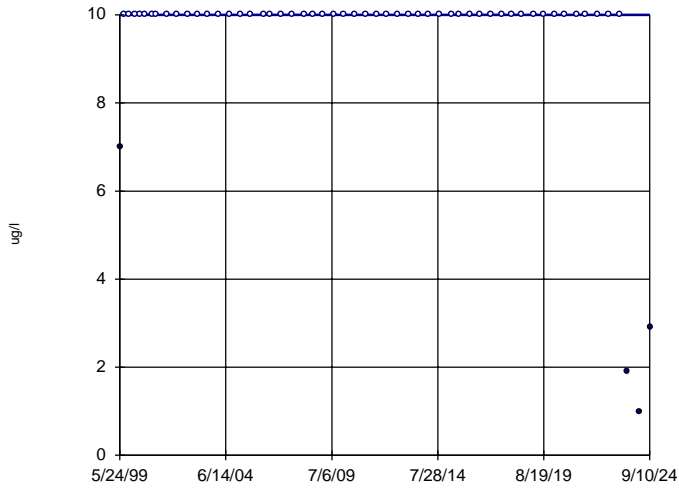


n = 55
 Slope = 0
 units per year.
 Mann-Kendall
 normal approx. =
 -0.4578
 critical = -2.33
 Trend not sig-
 nificant at 98%
 confidence level
 ($\alpha = 0.01$ per
 tail).

Constituent: Nickel Total Analysis Run 1/30/2025 3:39 PM
 City of Little Rock Client: Terracon Data: CoLR Sanitas Database

Sen's Slope Estimator

MW-4A

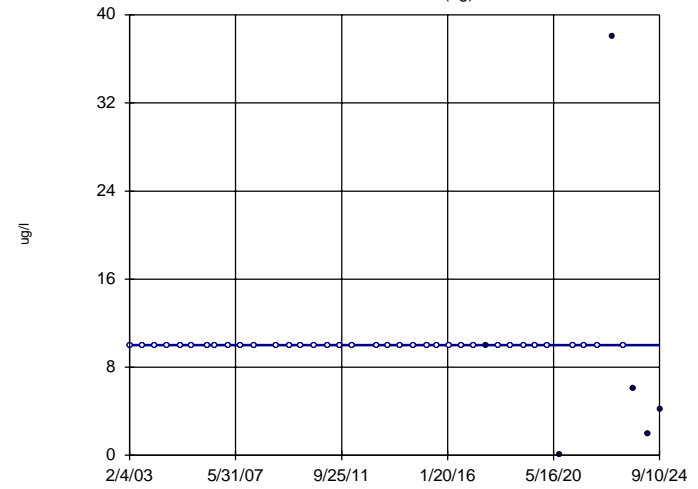


n = 55
Slope = 0
units per year.
Mann-Kendall
normal approx. =
-1.667
critical = -2.33
Trend not sig-
nificant at 98%
confidence level
($\alpha = 0.01$ per
tail).

Constituent: Nickel Total Analysis Run 1/30/2025 3:39 PM
City of Little Rock Client: Terracon Data: CoLR Sanitas Database

Sen's Slope Estimator

MW-6B (bg)

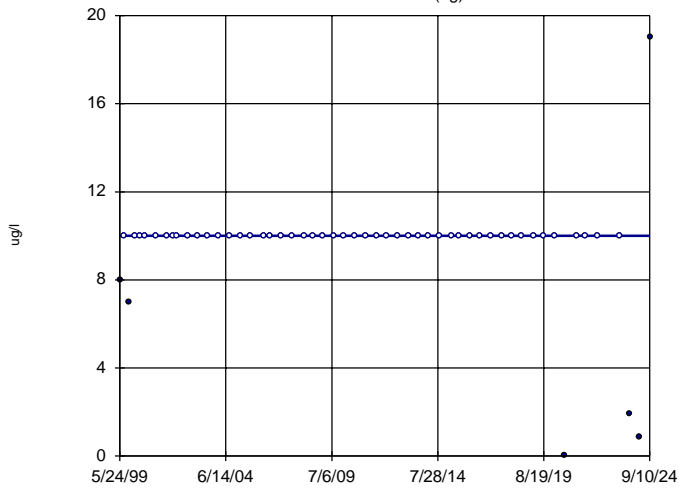


n = 42
Slope = 0
units per year.
Mann-Kendall
normal approx. =
-2.013
critical = -2.33
Trend not sig-
nificant at 98%
confidence level
($\alpha = 0.01$ per
tail).

Constituent: Nickel Total Analysis Run 1/30/2025 3:39 PM
City of Little Rock Client: Terracon Data: CoLR Sanitas Database

Sen's Slope Estimator

MW-7A (bg)

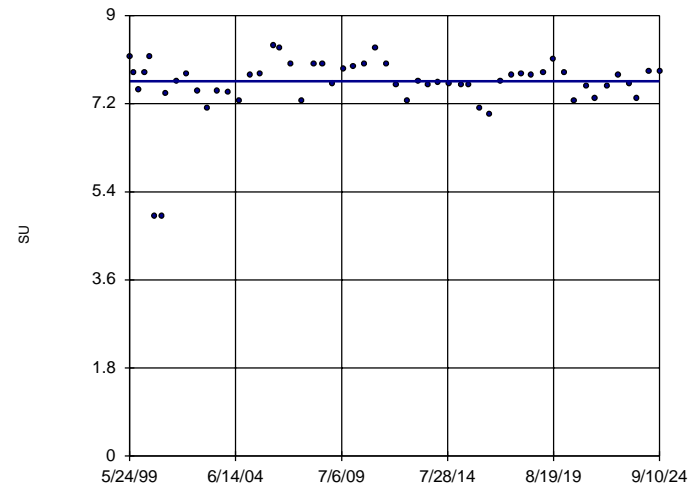


n = 54
Slope = 0
units per year.
Mann-Kendall
normal approx. =
0.0549
critical = 2.33
Trend not sig-
nificant at 98%
confidence level
($\alpha = 0.01$ per
tail).

Constituent: Nickel Total Analysis Run 1/30/2025 3:39 PM
City of Little Rock Client: Terracon Data: CoLR Sanitas Database

Sen's Slope Estimator

MW-1A

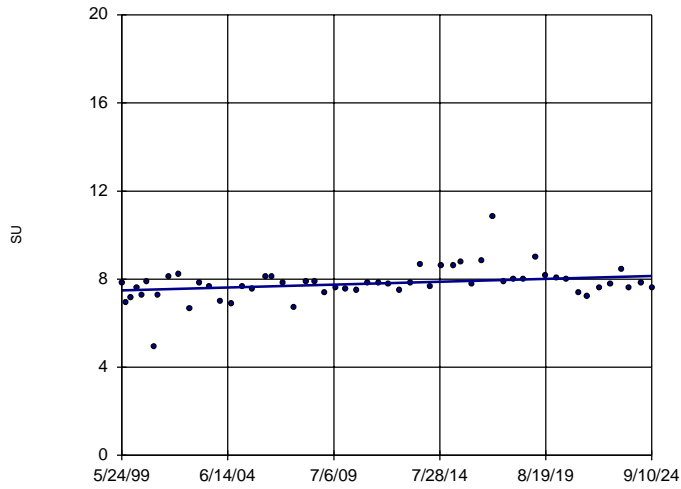


n = 55
Slope = 0
units per year.
Mann-Kendall
normal approx. =
-0.1526
critical = -2.33
Trend not sig-
nificant at 98%
confidence level
($\alpha = 0.01$ per
tail).

Constituent: pH Analysis Run 1/30/2025 3:39 PM
City of Little Rock Client: Terracon Data: CoLR Sanitas Database

Sen's Slope Estimator

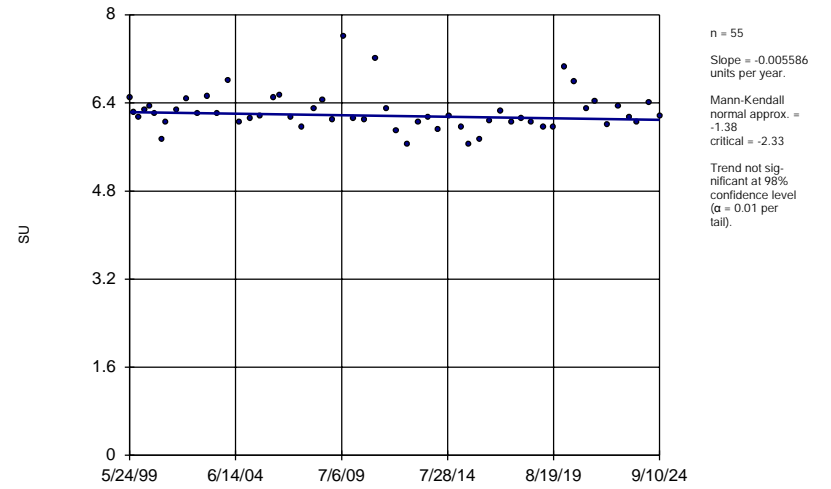
MW-2A



Constituent: pH Analysis Run 1/30/2025 3:39 PM
City of Little Rock Client: Terracon Data: CoLR Sanitas Database

Sen's Slope Estimator

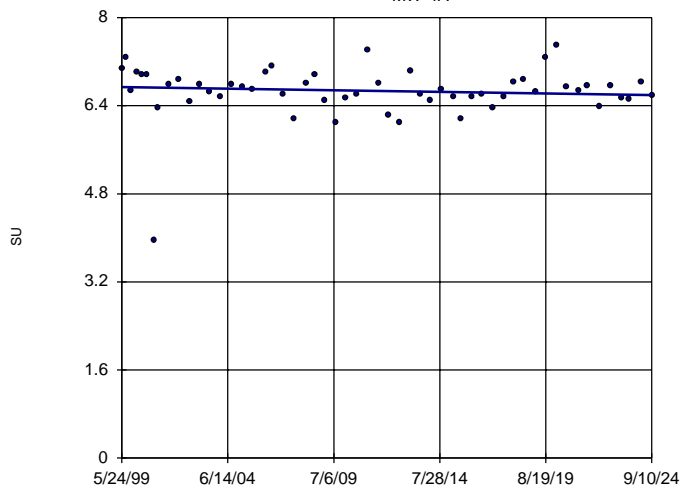
MW-3A



Constituent: pH Analysis Run 1/30/2025 3:39 PM
City of Little Rock Client: Terracon Data: CoLR Sanitas Database

Sen's Slope Estimator

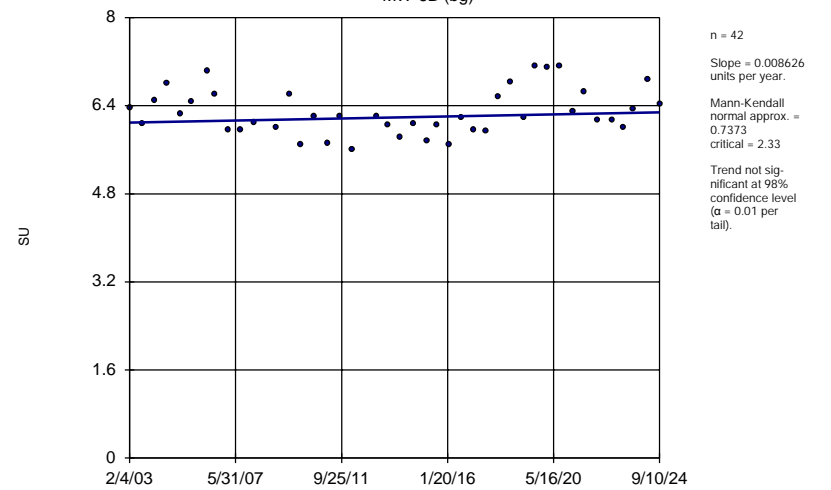
MW-4A



Constituent: pH Analysis Run 1/30/2025 3:39 PM
City of Little Rock Client: Terracon Data: CoLR Sanitas Database

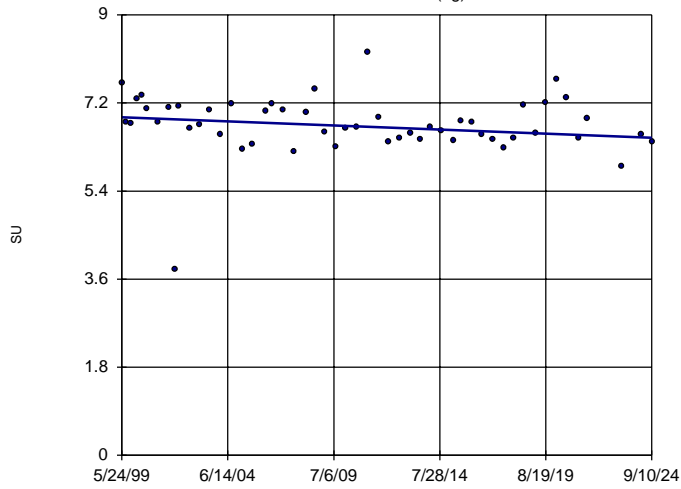
Sen's Slope Estimator

MW-6B (bg)



Constituent: pH Analysis Run 1/30/2025 3:39 PM
City of Little Rock Client: Terracon Data: CoLR Sanitas Database

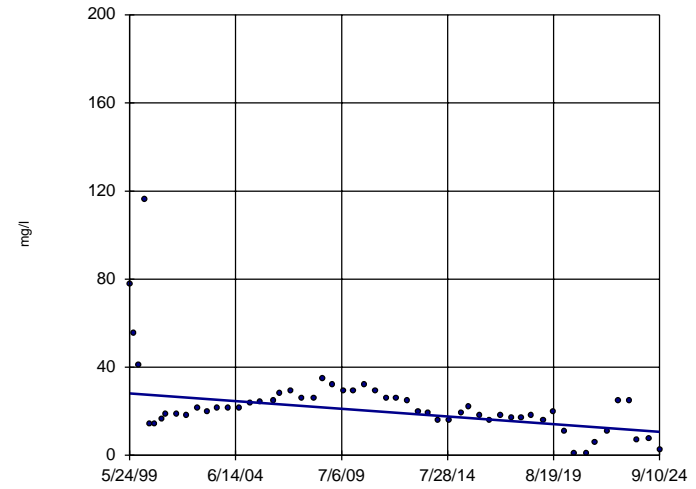
Sen's Slope Estimator MW-7A (bg)



n = 52
 Slope = -0.01653
 units per year.
 Mann-Kendall
 normal approx. =
 -1.934
 critical = -2.33
 Trend not sig-
 nificant at 98%
 confidence level
 ($\alpha = 0.01$ per
 tail).

Constituent: pH Analysis Run 1/30/2025 3:39 PM
 City of Little Rock Client: Terracon Data: CoLR Sanitas Database

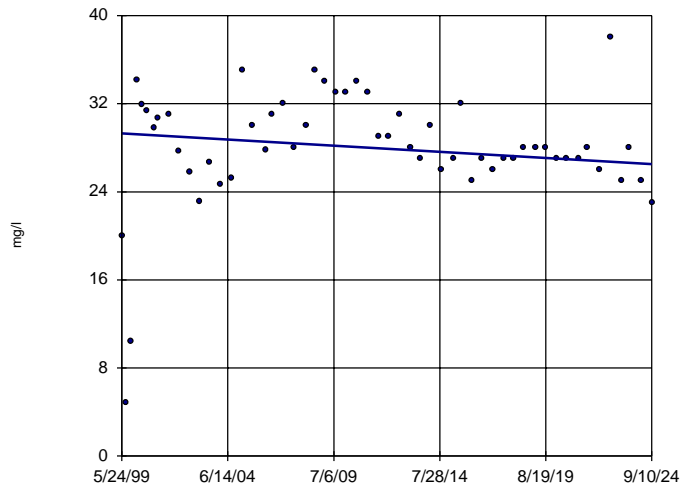
Sen's Slope Estimator MW-1A



n = 55
 Slope = -0.6906
 units per year.
 Mann-Kendall
 normal approx. =
 -3.779
 critical = -2.33
 Decreasing trend
 significant at 98%
 confidence level
 ($\alpha = 0.01$ per
 tail).

Constituent: Sulfate Analysis Run 1/30/2025 3:39 PM
 City of Little Rock Client: Terracon Data: CoLR Sanitas Database

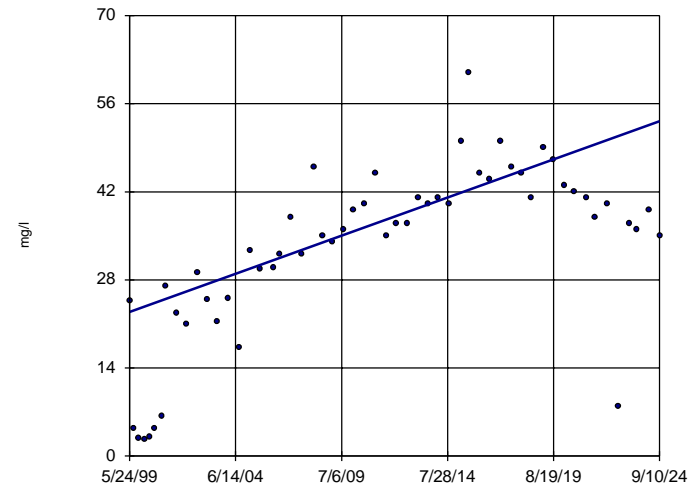
Sen's Slope Estimator MW-2A



n = 55
 Slope = -0.1101
 units per year.
 Mann-Kendall
 normal approx. =
 -1.333
 critical = -2.33
 Trend not sig-
 nificant at 98%
 confidence level
 ($\alpha = 0.01$ per
 tail).

Constituent: Sulfate Analysis Run 1/30/2025 3:39 PM
 City of Little Rock Client: Terracon Data: CoLR Sanitas Database

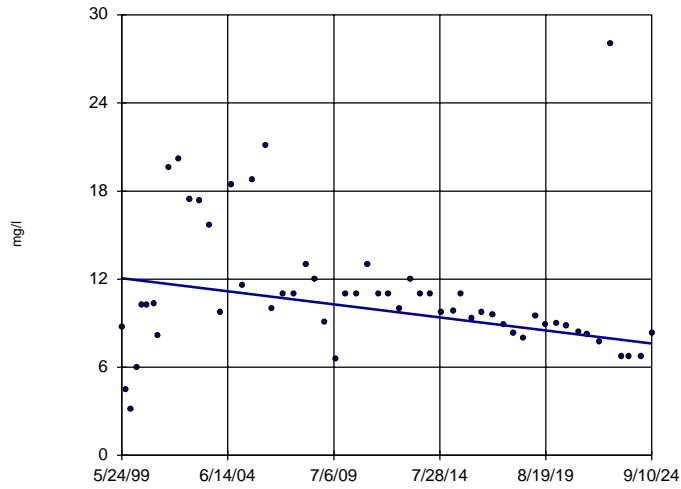
Sen's Slope Estimator MW-3A



n = 55
 Slope = 1.197
 units per year.
 Mann-Kendall
 normal approx. =
 5.835
 critical = 2.33
 Increasing trend
 significant at 98%
 confidence level
 ($\alpha = 0.01$ per
 tail).

Constituent: Sulfate Analysis Run 1/30/2025 3:39 PM
 City of Little Rock Client: Terracon Data: CoLR Sanitas Database

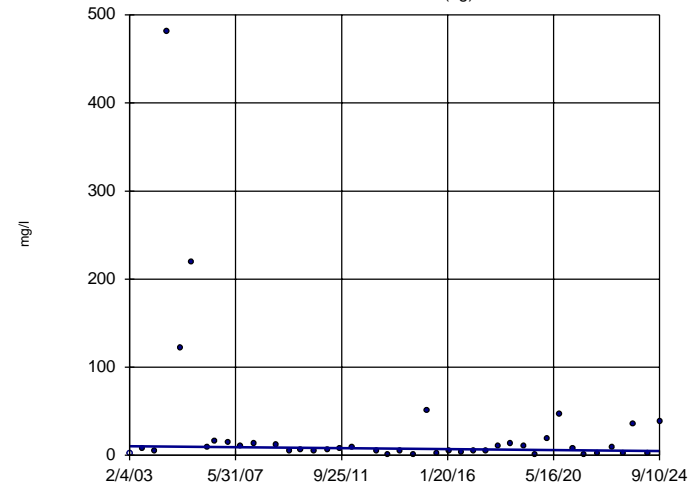
Sen's Slope Estimator MW-4A



n = 55
 Slope = -0.176
 units per year.
 Mann-Kendall
 normal approx. =
 -3.29
 critical = -2.33
 Decreasing trend
 significant at 98%
 confidence level
 ($\alpha = 0.01$ per
 tail).

Constituent: Sulfate Analysis Run 1/30/2025 3:39 PM
 City of Little Rock Client: Terracon Data: CoLR Sanitas Database

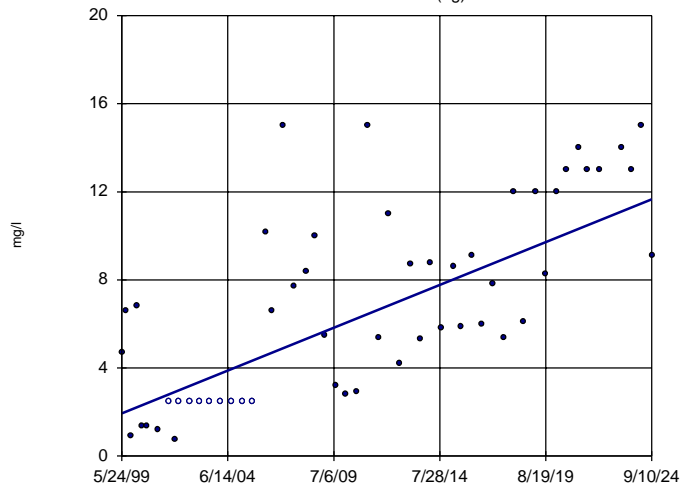
Sen's Slope Estimator MW-6B (bg)



n = 42
 Slope = -0.258
 units per year.
 Mann-Kendall
 normal approx. =
 -1.387
 critical = -2.33
 Trend not sig-
 nificant at 98%
 confidence level
 ($\alpha = 0.01$ per
 tail).

Constituent: Sulfate Analysis Run 1/30/2025 3:39 PM
 City of Little Rock Client: Terracon Data: CoLR Sanitas Database

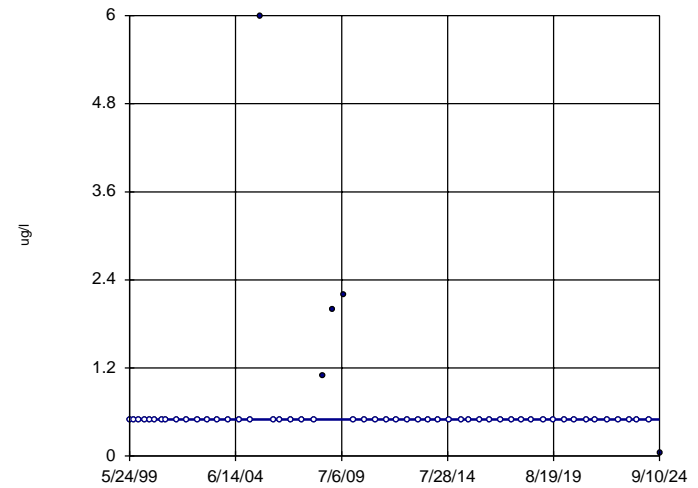
Sen's Slope Estimator MW-7A (bg)



n = 54
 Slope = 0.3838
 units per year.
 Mann-Kendall
 normal approx. =
 5.987
 critical = 2.33
 Increasing trend
 significant at 98%
 confidence level
 ($\alpha = 0.01$ per
 tail).

Constituent: Sulfate Analysis Run 1/30/2025 3:39 PM
 City of Little Rock Client: Terracon Data: CoLR Sanitas Database

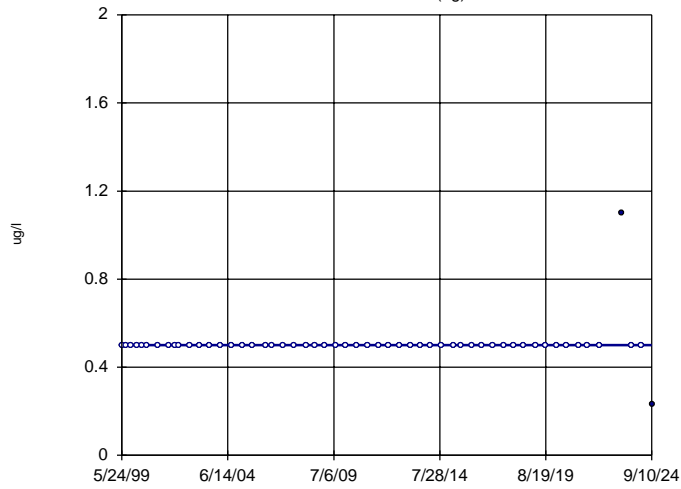
Sen's Slope Estimator MW-1A



n = 55
 Slope = 0
 units per year.
 Mann-Kendall
 normal approx. =
 -1.388
 critical = -2.33
 Trend not sig-
 nificant at 98%
 confidence level
 ($\alpha = 0.01$ per
 tail).

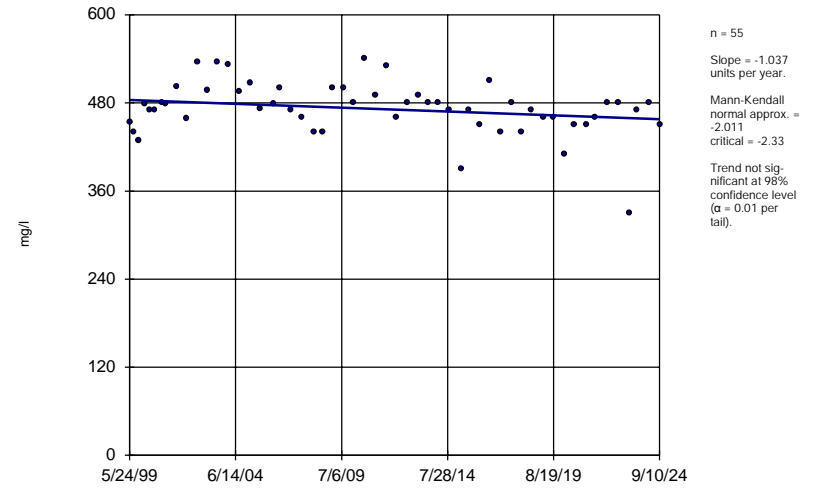
Constituent: Thallium Total Analysis Run 1/30/2025 3:39 PM
 City of Little Rock Client: Terracon Data: CoLR Sanitas Database

Sen's Slope Estimator MW-7A (bg)



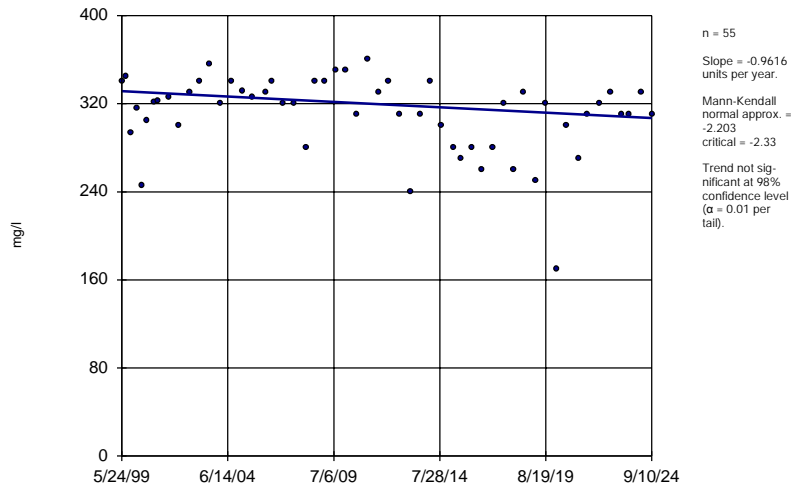
Constituent: Thallium Total Analysis Run 1/30/2025 3:40 PM
City of Little Rock Client: Terracon Data: CoLR Sanitas Database

Sen's Slope Estimator MW-1A



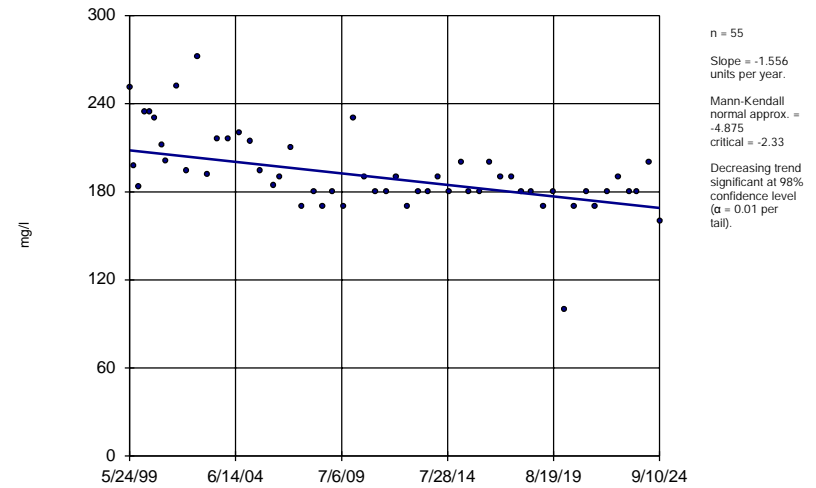
Constituent: Total Dissolved Solids [TDS] Analysis Run 1/30/2025 3:40 PM
City of Little Rock Client: Terracon Data: CoLR Sanitas Database

Sen's Slope Estimator MW-2A



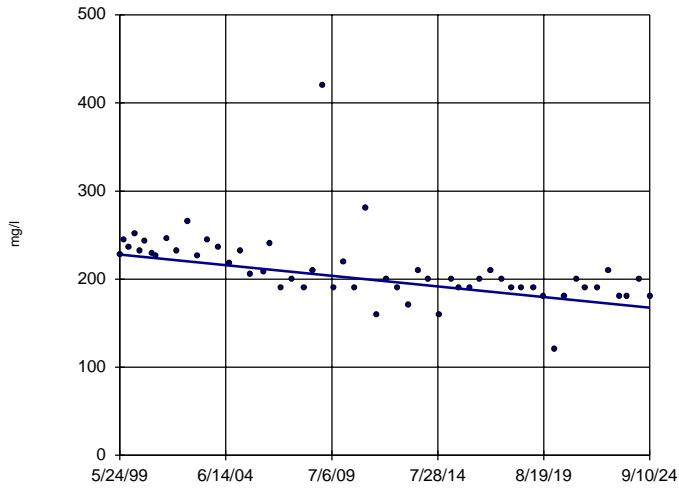
Constituent: Total Dissolved Solids [TDS] Analysis Run 1/30/2025 3:40 PM
City of Little Rock Client: Terracon Data: CoLR Sanitas Database

Sen's Slope Estimator MW-3A



Constituent: Total Dissolved Solids [TDS] Analysis Run 1/30/2025 3:40 PM
City of Little Rock Client: Terracon Data: CoLR Sanitas Database

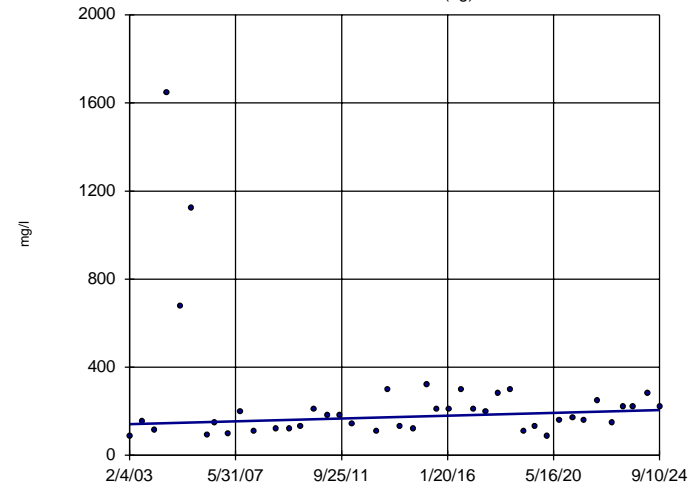
Sen's Slope Estimator MW-4A



n = 55
 Slope = -2.379
 units per year.
 Mann-Kendall
 normal approx. =
 -5.577
 critical = -2.33
 Decreasing trend
 significant at 98%
 confidence level
 ($\alpha = 0.01$ per
 tail).

Constituent: Total Dissolved Solids [TDS] Analysis Run 1/30/2025 3:40 PM
 City of Little Rock Client: Terracon Data: CoLR Sanitas Database

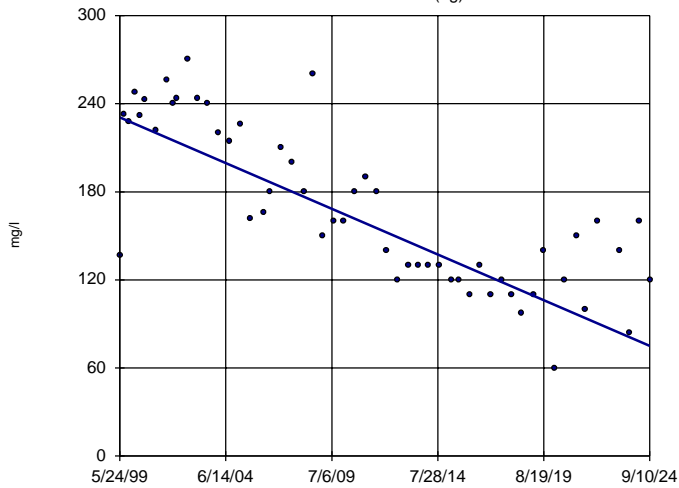
Sen's Slope Estimator MW-6B (bg)



n = 42
 Slope = 2.985
 units per year.
 Mann-Kendall
 normal approx. =
 1.672
 critical = 2.33
 Trend not sig-
 nificant at 98%
 confidence level
 ($\alpha = 0.01$ per
 tail).

Constituent: Total Dissolved Solids [TDS] Analysis Run 1/30/2025 3:40 PM
 City of Little Rock Client: Terracon Data: CoLR Sanitas Database

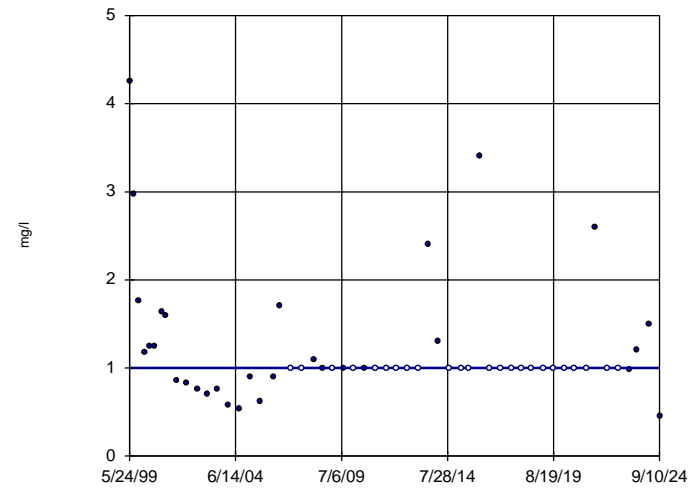
Sen's Slope Estimator MW-7A (bg)



n = 54
 Slope = -6.142
 units per year.
 Mann-Kendall
 normal approx. =
 -6.594
 critical = -2.33
 Decreasing trend
 significant at 98%
 confidence level
 ($\alpha = 0.01$ per
 tail).

Constituent: Total Dissolved Solids [TDS] Analysis Run 1/30/2025 3:40 PM
 City of Little Rock Client: Terracon Data: CoLR Sanitas Database

Sen's Slope Estimator MW-1A

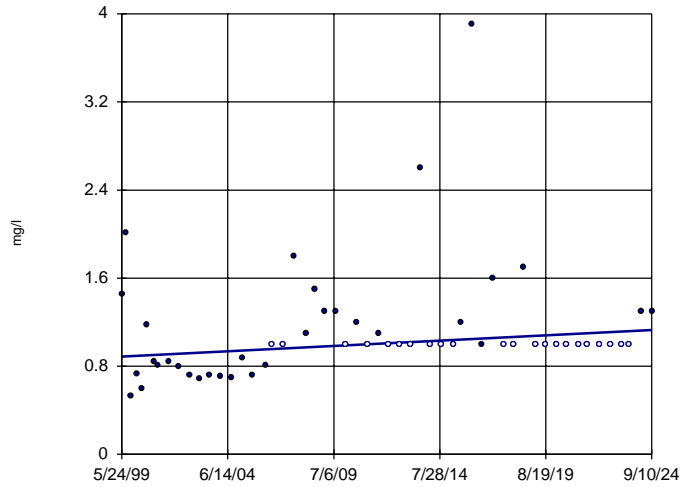


n = 55
 Slope = 0
 units per year.
 Mann-Kendall
 normal approx. =
 -0.1549
 critical = -2.33
 Trend not sig-
 nificant at 98%
 confidence level
 ($\alpha = 0.01$ per
 tail).

Constituent: Total Organic Carbon [TOC] Analysis Run 1/30/2025 3:40 PM
 City of Little Rock Client: Terracon Data: CoLR Sanitas Database

Sen's Slope Estimator

MW-2A

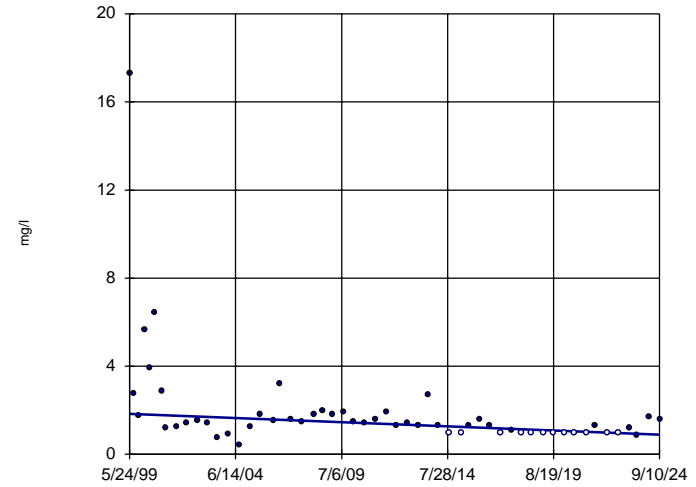


n = 55
Slope = 0.009504
units per year.
Mann-Kendall
normal approx. =
2.742
critical = 2.33
Increasing trend
significant at 98%
confidence level
($\alpha = 0.01$ per
tail).

Constituent: Total Organic Carbon [TOC] Analysis Run 1/30/2025 3:40 PM
City of Little Rock Client: Terracon Data: CoLR Sanitas Database

Sen's Slope Estimator

MW-3A

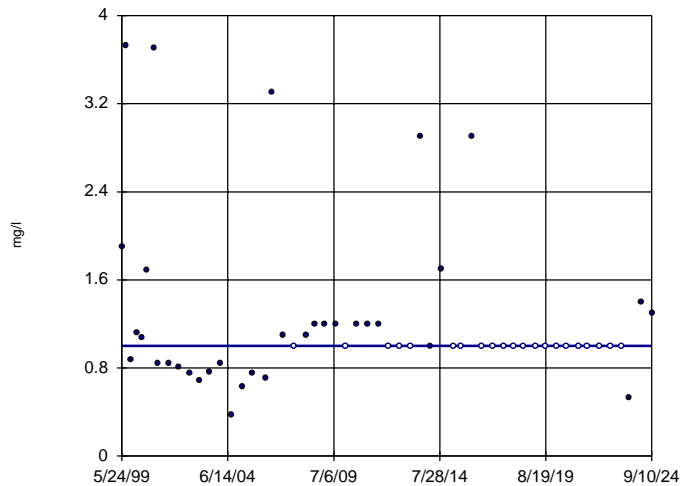


n = 55
Slope = -0.03745
units per year.
Mann-Kendall
normal approx. =
-4.1
critical = -2.33
Decreasing trend
significant at 98%
confidence level
($\alpha = 0.01$ per
tail).

Constituent: Total Organic Carbon [TOC] Analysis Run 1/30/2025 3:40 PM
City of Little Rock Client: Terracon Data: CoLR Sanitas Database

Sen's Slope Estimator

MW-4A

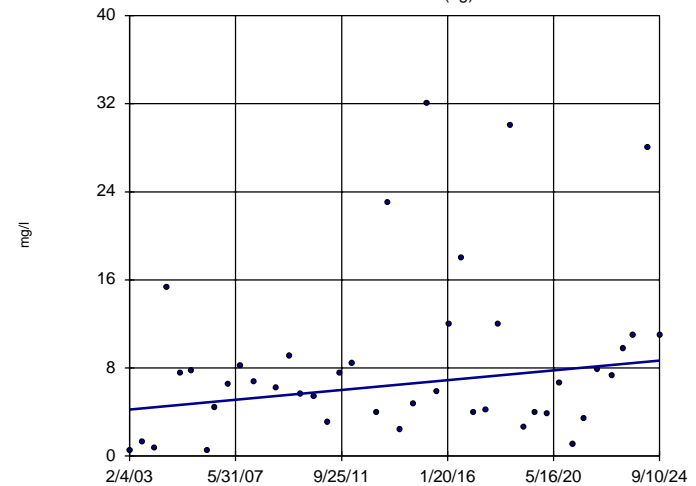


n = 55
Slope = 0
units per year.
Mann-Kendall
normal approx. =
0
critical = 2.33
Trend not sig-
nificant at 98%
confidence level
($\alpha = 0.01$ per
tail).

Constituent: Total Organic Carbon [TOC] Analysis Run 1/30/2025 3:40 PM
City of Little Rock Client: Terracon Data: CoLR Sanitas Database

Sen's Slope Estimator

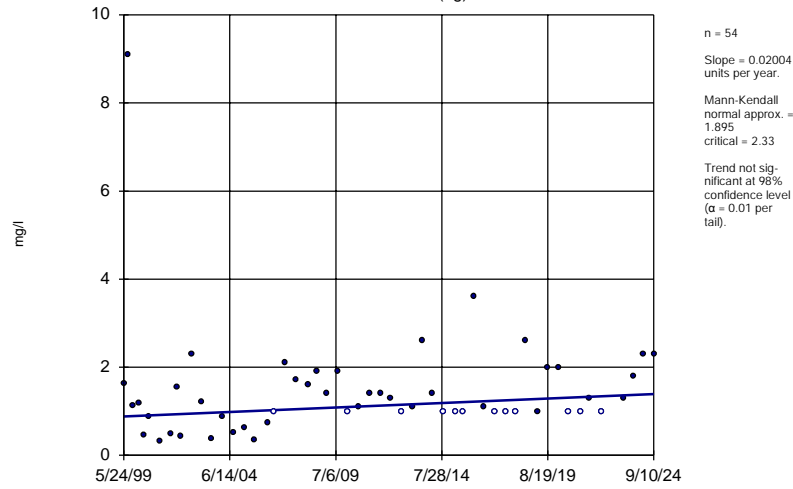
MW-6B (bg)



n = 42
Slope = 0.2046
units per year.
Mann-Kendall
normal approx. =
1.572
critical = 2.33
Trend not sig-
nificant at 98%
confidence level
($\alpha = 0.01$ per
tail).

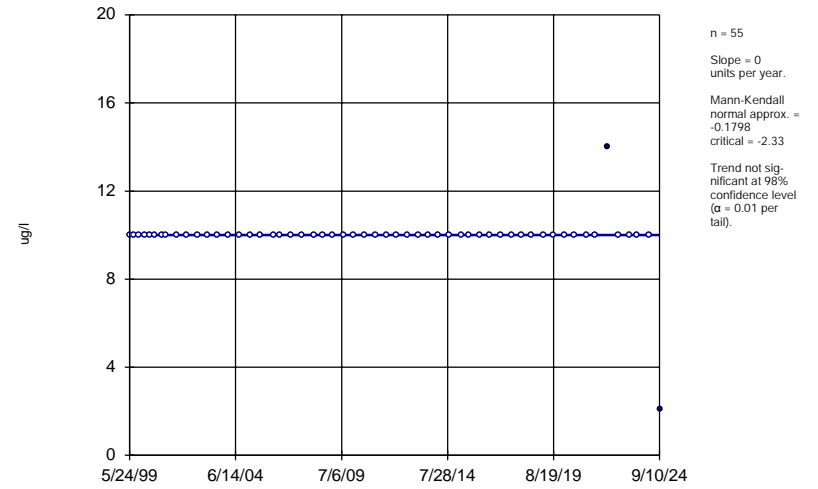
Constituent: Total Organic Carbon [TOC] Analysis Run 1/30/2025 3:40 PM
City of Little Rock Client: Terracon Data: CoLR Sanitas Database

Sen's Slope Estimator MW-7A (bg)



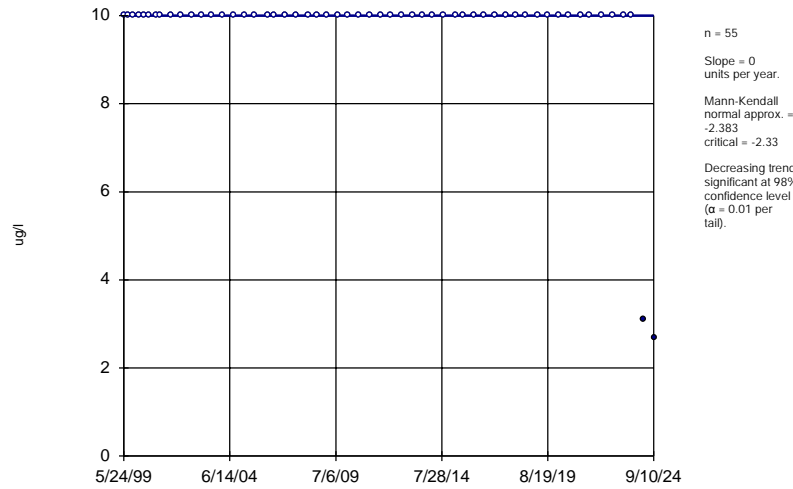
Constituent: Total Organic Carbon [TOC] Analysis Run 1/30/2025 3:40 PM
City of Little Rock Client: Terracon Data: CoLR Sanitas Database

Sen's Slope Estimator MW-1A



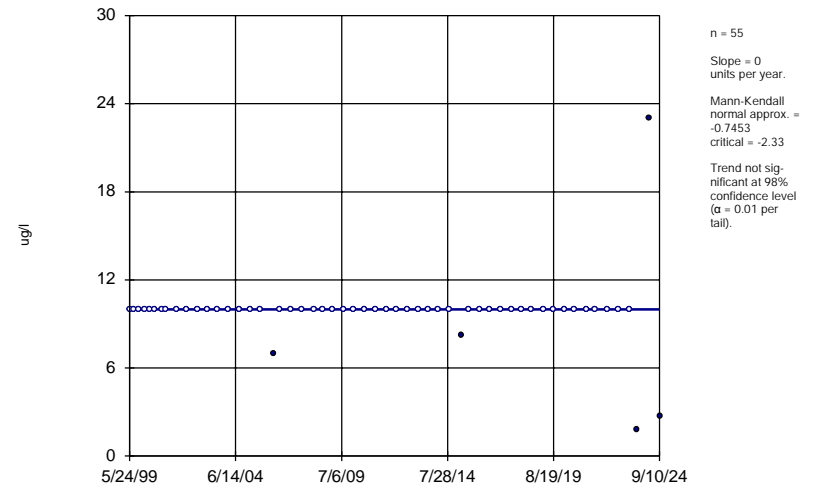
Constituent: Vanadium Total Analysis Run 1/30/2025 3:40 PM
City of Little Rock Client: Terracon Data: CoLR Sanitas Database

Sen's Slope Estimator MW-2A



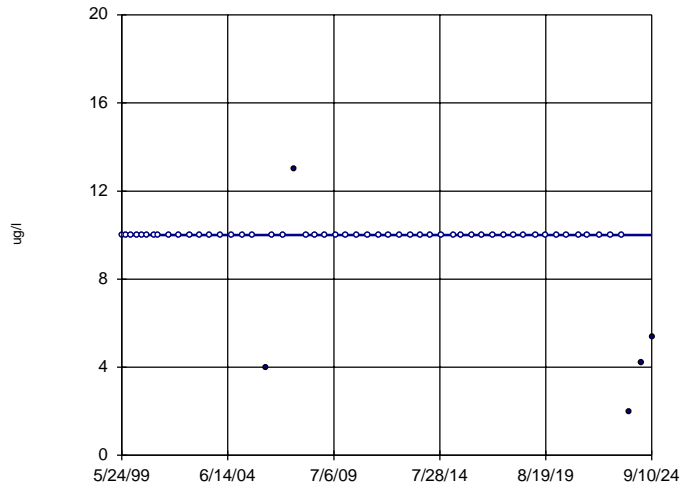
Constituent: Vanadium Total Analysis Run 1/30/2025 3:40 PM
City of Little Rock Client: Terracon Data: CoLR Sanitas Database

Sen's Slope Estimator MW-3A



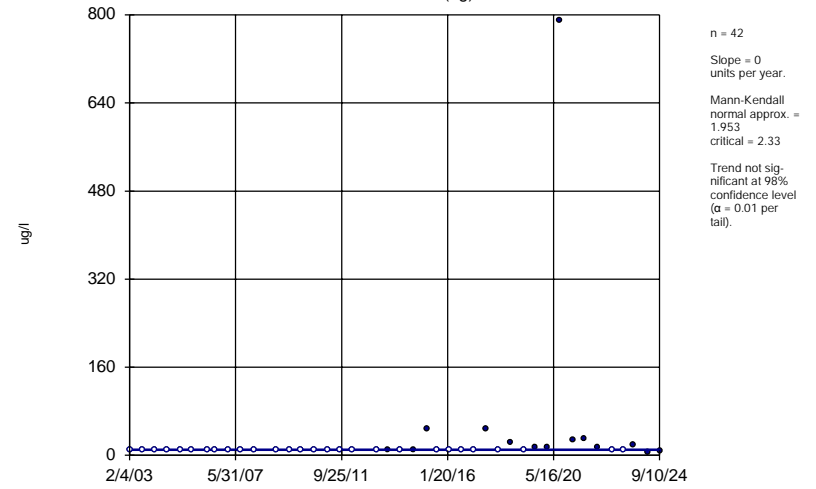
Constituent: Vanadium Total Analysis Run 1/30/2025 3:40 PM
City of Little Rock Client: Terracon Data: CoLR Sanitas Database

Sen's Slope Estimator MW-4A



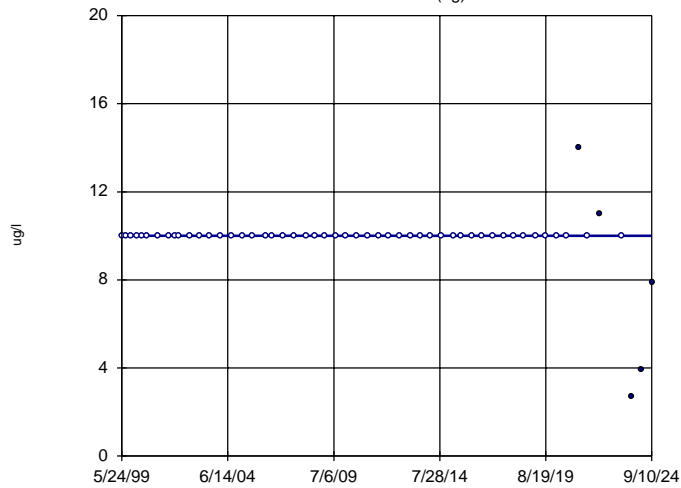
Constituent: Vanadium Total Analysis Run 1/30/2025 3:40 PM
City of Little Rock Client: Terracon Data: CoLR Sanitas Database

Sen's Slope Estimator MW-6B (bg)



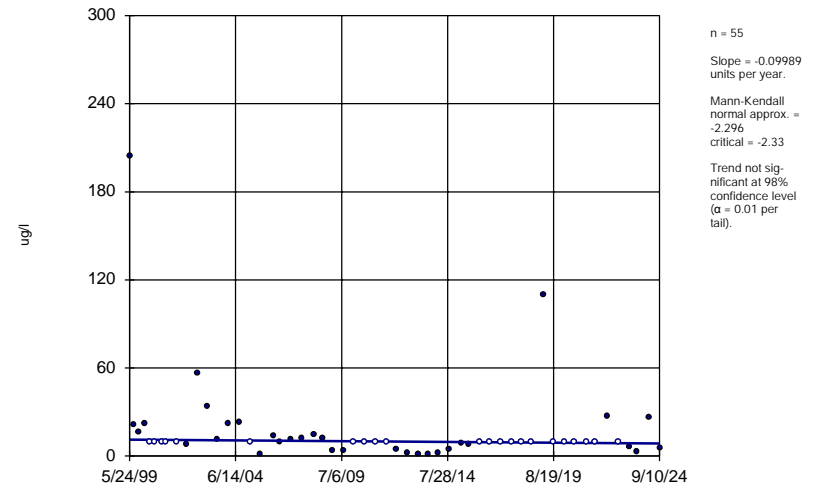
Constituent: Vanadium Total Analysis Run 1/30/2025 3:40 PM
City of Little Rock Client: Terracon Data: CoLR Sanitas Database

Sen's Slope Estimator MW-7A (bg)



Constituent: Vanadium Total Analysis Run 1/30/2025 3:40 PM
City of Little Rock Client: Terracon Data: CoLR Sanitas Database

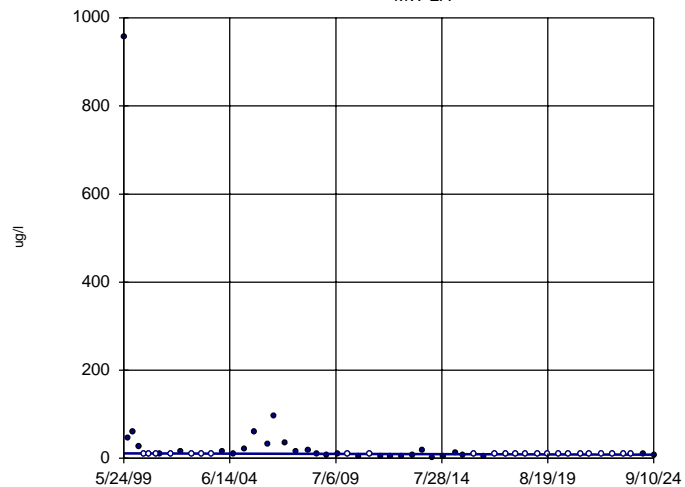
Sen's Slope Estimator MW-1A



Constituent: Zinc Total Analysis Run 1/30/2025 3:40 PM
City of Little Rock Client: Terracon Data: CoLR Sanitas Database

Sen's Slope Estimator

MW-2A

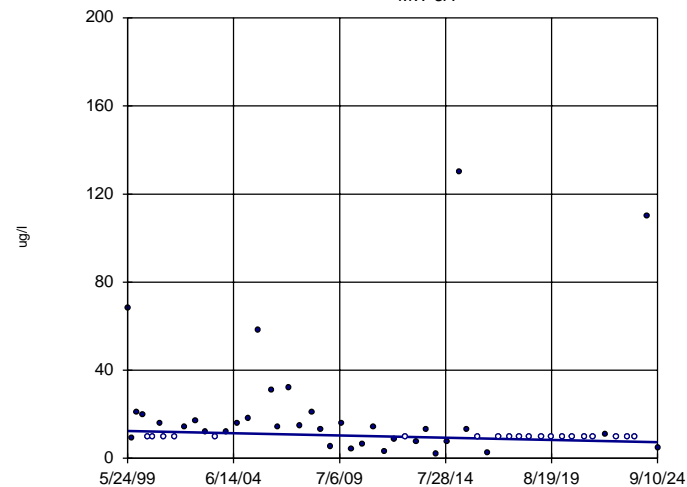


n = 55
Slope = -0.1173
units per year.
Mann-Kendall
normal approx. =
-3.163
critical = -2.33
Decreasing trend
significant at 98%
confidence level
($\alpha = 0.01$ per
tail).

Constituent: Zinc Total Analysis Run 1/30/2025 3:40 PM
City of Little Rock Client: Terracon Data: CoLR Sanitas Database

Sen's Slope Estimator

MW-3A

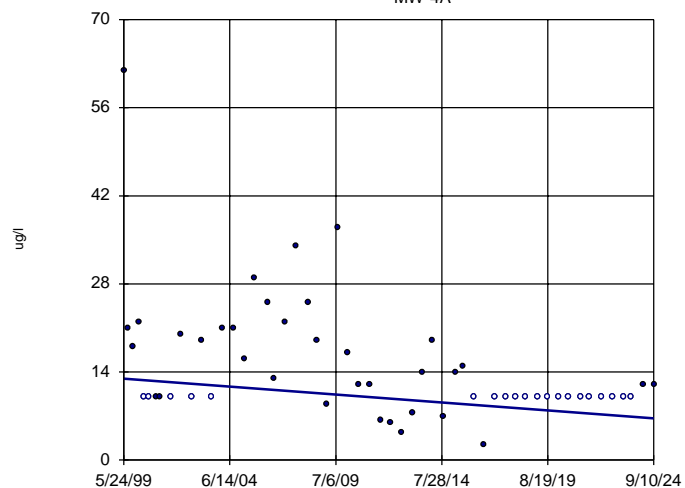


n = 55
Slope = -0.1994
units per year.
Mann-Kendall
normal approx. =
-2.407
critical = -2.33
Decreasing trend
significant at 98%
confidence level
($\alpha = 0.01$ per
tail).

Constituent: Zinc Total Analysis Run 1/30/2025 3:40 PM
City of Little Rock Client: Terracon Data: CoLR Sanitas Database

Sen's Slope Estimator

MW-4A

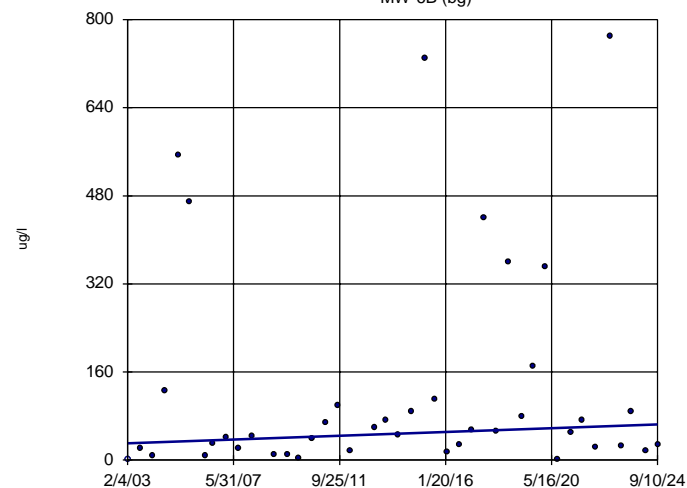


n = 55
Slope = -0.2485
units per year.
Mann-Kendall
normal approx. =
-2.917
critical = -2.33
Decreasing trend
significant at 98%
confidence level
($\alpha = 0.01$ per
tail).

Constituent: Zinc Total Analysis Run 1/30/2025 3:40 PM
City of Little Rock Client: Terracon Data: CoLR Sanitas Database

Sen's Slope Estimator

MW-6B (bg)

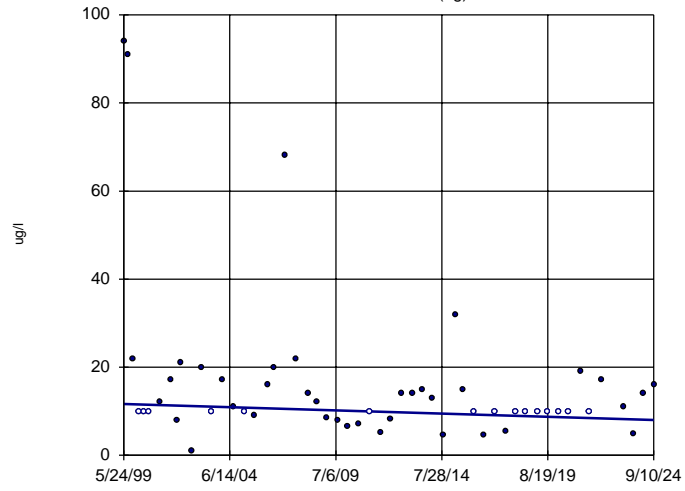


n = 42
Slope = 1.596
units per year.
Mann-Kendall
normal approx. =
1.561
critical = 2.33
Trend not sig-
nificant at 98%
confidence level
($\alpha = 0.01$ per
tail).

Constituent: Zinc Total Analysis Run 1/30/2025 3:40 PM
City of Little Rock Client: Terracon Data: CoLR Sanitas Database

Sen's Slope Estimator

MW-7A (bg)



n = 54
Slope = -0.1452
units per year.
Mann-Kendall
normal approx. =
-1.548
critical = -2.33
Trend not sig-
nificant at 98%
confidence level
(α = 0.01 per
tail).

Constituent: Zinc Total Analysis Run 1/30/2025 3:40 PM
City of Little Rock Client: Terracon Data: CoLR Sanitas Database

Prediction Limit

City of Little Rock Client: Terracon Data: CoLR Sanitas Database Printed 1/31/2025, 11:04 AM

Constituent	Well	Upper Lim.	Lower Lim.	Date	Observ.	Sig.	Bg N	%NDs	Transform	Alpha	Method
Cadmium Total (ug/l)	MW-2A	0.5	n/a	9/10/2024	0.054	No	19	100	n/a	0.004832	NP Intra (NDs) 1 of 2
Barium Total (ug/l)	MW-2A	256	n/a	9/10/2024	140	No	33	24.24	n/a	0.001701	NP Intra (normality) ...
Iron Total (ug/l)	MW-2A	11000	n/a	9/10/2024	820	No	33	3.03	n/a	0.001701	NP Intra (normality) ...
Nickel Total (ug/l)	MW-2A	6	n/a	9/10/2024	2.4	No	4	50	No	0.000...	Param Intra 1 of 2
Vanadium Total (ug/l)	MW-2A	10	n/a	9/10/2024	2.7	No	4	100	n/a	0.06138	NP Intra (NDs) 1 of 2
Copper Total (ug/l)	MW-2A	16	n/a	9/10/2024	2.9	No	37	64.86	n/a	0.001361	NP Intra (NDs) 1 of 2
Zinc Total (ug/l)	MW-2A	958	n/a	9/10/2024	7.3	No	33	27.27	n/a	0.001701	NP Intra (normality) ...
Manganese Total (ug/l)	MW-2A	541.9	n/a	9/10/2024	150	No	33	0	No	0.000...	Param Intra 1 of 2
Total Dissolved Solids [TDS] (m...	MW-2A	374.1	n/a	9/10/2024	310	No	37	0	x^2	0.000...	Param Intra 1 of 2
Total Organic Carbon [TOC] (mg/l)	MW-2A	1.872	n/a	9/10/2024	1.3	No	37	27.03	x^(1/3)	0.000...	Param Intra 1 of 2
pH (SU)	MW-2A	8.567	6.045	9/10/2024	7.59	No	29	0	x^3	0.000...	Param Intra 1 of 2
Chloride (ug/l)	MW-3A	15743	n/a	9/10/2024	2900	No	33	9.091	sqrt(x)	0.000...	Param Intra 1 of 2
Sulfate (mg/l)	MW-3A	43.84	n/a	9/10/2024	35	No	16	0	No	0.000...	Param Intra 1 of 2
Arsenic Total (ug/l)	MW-3A	6	n/a	9/10/2024	0.23	No	33	69.7	n/a	0.001701	NP Intra (NDs) 1 of 2
Lead Total (ug/l)	MW-3A	0.5	n/a	9/10/2024	0.23	No	12	100	n/a	0.01077	NP Intra (NDs) 1 of 2
Cadmium Total (ug/l)	MW-3A	0.5	n/a	9/10/2024	0.056	No	4	100	n/a	0.06138	NP Intra (NDs) 1 of 2
Barium Total (ug/l)	MW-3A	4200	n/a	9/10/2024	190	No	37	10.81	n/a	0.001361	NP Intra (normality) ...
Iron Total (ug/l)	MW-3A	22838	n/a	9/10/2024	10000	No	33	0	No	0.000...	Param Intra 1 of 2
Nickel Total (ug/l)	MW-3A	10	n/a	9/10/2024	2.5	No	27	92.59	n/a	0.002502	NP Intra (NDs) 1 of 2
Vanadium Total (ug/l)	MW-3A	10	n/a	9/10/2024	2.7	No	33	96.97	n/a	0.001701	NP Intra (NDs) 1 of 2
Copper Total (ug/l)	MW-3A	10	n/a	9/10/2024	2.7	No	33	87.88	n/a	0.001701	NP Intra (NDs) 1 of 2
Zinc Total (ug/l)	MW-3A	54.88	n/a	9/10/2024	5	No	33	18.18	ln(x)	0.000...	Param Intra 1 of 2
Manganese Total (ug/l)	MW-3A	967.5	n/a	9/10/2024	270	No	33	0	x^(1/3)	0.000...	Param Intra 1 of 2
Total Dissolved Solids [TDS] (m...	MW-3A	260.6	n/a	9/10/2024	160	No	33	0	No	0.000...	Param Intra 1 of 2
Total Organic Carbon [TOC] (mg/l)	MW-3A	17.3	n/a	9/10/2024	1.6	No	33	0	n/a	0.001701	NP Intra (normality) ...
pH (SU)	MW-3A	7.6	5.66	9/10/2024	6.17	No	33	0	n/a	0.003402	NP Intra (normality) ...
Chloride (ug/l)	MW-4A	14173	n/a	9/10/2024	6700	No	37	0	ln(x)	0.000...	Param Intra 1 of 2
Sulfate (mg/l)	MW-4A	22.31	n/a	9/10/2024	8.3	No	37	0	sqrt(x)	0.000...	Param Intra 1 of 2
Arsenic Total (ug/l)	MW-4A	5	n/a	9/10/2024	3.3	No	20	90	n/a	0.004291	NP Intra (NDs) 1 of 2
Lead Total (ug/l)	MW-4A	2.1	n/a	9/10/2024	0.38	No	20	95	n/a	0.004291	NP Intra (NDs) 1 of 2
Cadmium Total (ug/l)	MW-4A	4	n/a	9/10/2024	0.038	No	4	100	n/a	0.06138	NP Intra (NDs) 1 of 2
Barium Total (ug/l)	MW-4A	433	n/a	9/10/2024	260	No	37	10.81	n/a	0.001361	NP Intra (normality) ...
Iron Total (ug/l)	MW-4A	19478	n/a	9/10/2024	6600	No	33	0	sqrt(x)	0.000...	Param Intra 1 of 2
Nickel Total (ug/l)	MW-4A	10	n/a	9/10/2024	2.9	No	4	75	n/a	0.06138	NP Intra (NDs) 1 of 2
Vanadium Total (ug/l)	MW-4A	10	n/a	9/10/2024	5.4	No	4	100	n/a	0.06138	NP Intra (NDs) 1 of 2
Copper Total (ug/l)	MW-4A	33	n/a	9/10/2024	3.9	No	33	69.7	n/a	0.001701	NP Intra (NDs) 1 of 2
Zinc Total (ug/l)	MW-4A	62	n/a	9/10/2024	12	No	12	33.33	n/a	0.01077	NP Intra (normality) ...
Manganese Total (ug/l)	MW-4A	1973	n/a	9/10/2024	280	No	33	0	x^(1/3)	0.000...	Param Intra 1 of 2
Chromium Total (ug/l)	MW-4A	6	n/a	9/10/2024	0.81	No	20	85	n/a	0.004291	NP Intra (NDs) 1 of 2
Total Dissolved Solids [TDS] (m...	MW-4A	420	n/a	9/10/2024	180	No	37	0	n/a	0.001361	NP Intra (normality) ...
Total Organic Carbon [TOC] (mg/l)	MW-4A	3.73	n/a	9/10/2024	1.3	No	33	15.15	n/a	0.001701	NP Intra (normality) ...
pH (SU)	MW-4A	7.471	5.51	9/10/2024	6.59	No	33	0	x^4	0.000...	Param Intra 1 of 2
Chloride (ug/l)	MW-6B	15000	n/a	9/10/2024	2000	No	24	20.83	n/a	0.003124	NP Intra (normality) ...
Sulfate (mg/l)	MW-6B	481.6	n/a	9/10/2024	38	No	20	5	n/a	0.004291	NP Intra (normality) ...
Arsenic Total (ug/l)	MW-6B	9.1	n/a	9/10/2024	6.1	No	20	70	n/a	0.004291	NP Intra (NDs) 1 of 2
Lead Total (ug/l)	MW-6B	920	n/a	9/10/2024	0.62	No	20	70	n/a	0.004291	NP Intra (NDs) 1 of 2
Cadmium Total (ug/l)	MW-6B	4	n/a	9/10/2024	0.062	No	4	100	n/a	0.06138	NP Intra (NDs) 1 of 2
Beryllium Total (ug/l)	MW-6B	1130	n/a	9/10/2024	0.11	No	20	80	n/a	0.004291	NP Intra (NDs) 1 of 2
Barium Total (ug/l)	MW-6B	1186	n/a	9/10/2024	140	No	24	0	ln(x)	0.000...	Param Intra 1 of 2
Iron Total (ug/l)	MW-6B	160518	n/a	9/10/2024	14000	No	20	0	ln(x)	0.000...	Param Intra 1 of 2

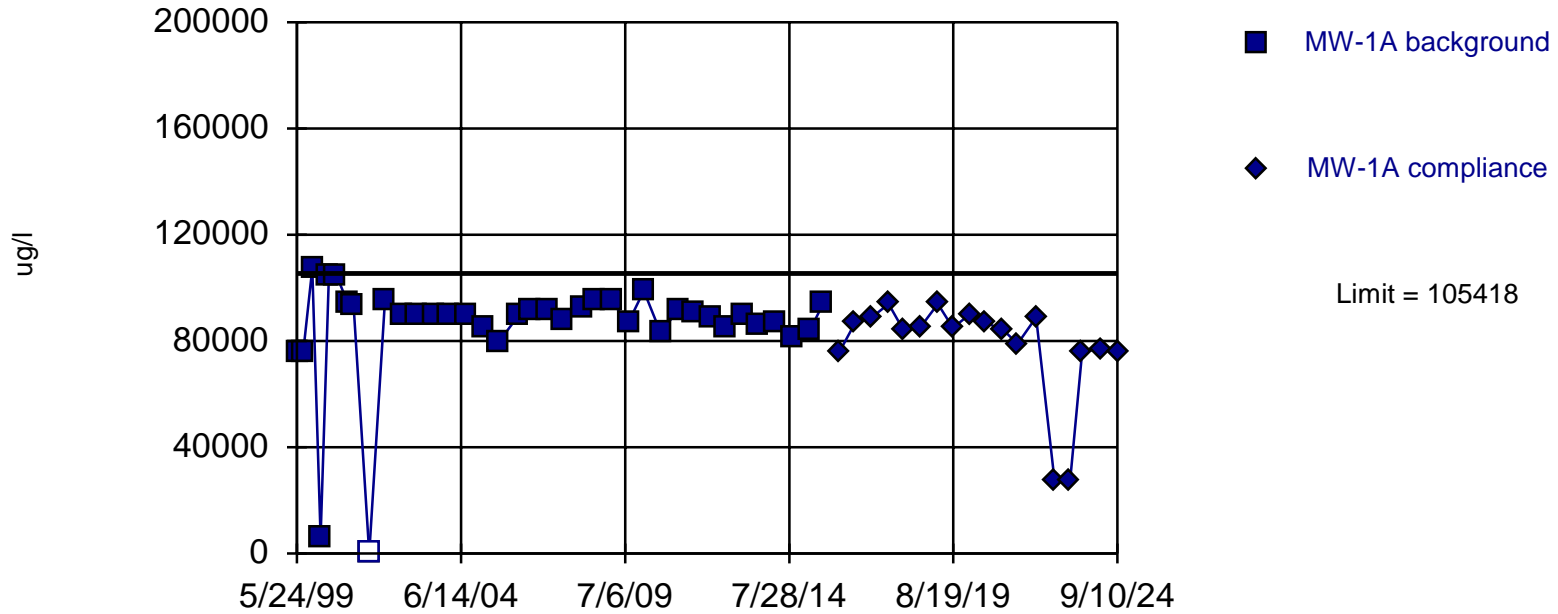
Prediction Limit

City of Little Rock Client: Terracon Data: CoLR Sanitas Database Printed 1/31/2025, 11:04 AM

Constituent	Well	Upper Lim.	Lower Lim.	Date	Observ.	Sig.	Bg N	%NDs	Transform	Alpha	Method
Nickel Total (ug/l)	MW-6B	10	n/a	9/10/2024	4.2	No	24	100	n/a	0.003124	NP Intra (NDs) 1 of 2
Vanadium Total (ug/l)	MW-6B	10	n/a	9/10/2024	8.9	No	12	100	n/a	0.010777	NP Intra (NDs) 1 of 2
Copper Total (ug/l)	MW-6B	65	n/a	9/10/2024	13	No	12	75	n/a	0.010777	NP Intra (NDs) 1 of 2
Zinc Total (ug/l)	MW-6B	617.4	n/a	9/10/2024	27	No	24	4.167	x^(1/3)	0.000...	Param Intra 1 of 2
Manganese Total (ug/l)	MW-6B	6382	n/a	9/10/2024	4700	No	16	0	sqrt(x)	0.000...	Param Intra 1 of 2
Chromium Total (ug/l)	MW-6B	42	n/a	9/10/2024	0.71	No	16	87.5	n/a	0.006456	NP Intra (NDs) 1 of 2
Cobalt Total (ug/l)	MW-6B	10	n/a	9/10/2024	1.6	No	20	100	n/a	0.004291	NP Intra (NDs) 1 of 2
Total Dissolved Solids [TDS] (m...	MW-6B	1644	n/a	9/10/2024	220	No	24	0	n/a	0.003124	NP Intra (normality) ...
Total Organic Carbon [TOC] (mg/l)	MW-6B	26.22	n/a	9/10/2024	11	No	24	0	sqrt(x)	0.000...	Param Intra 1 of 2
pH (SU)	MW-6B	7.098	5.339	9/10/2024	6.43	No	20	0	No	0.000...	Param Intra 1 of 2
Chloride (ug/l)	MW-7A	50000	n/a	9/10/2024	2800	No	37	13.51	n/a	0.001361	NP Intra (normality) ...
Sulfate (mg/l)	MW-7A	8.294	n/a	9/10/2024	9.1	Yes	13	38.46	No	0.000...	Param Intra 1 of 2
Arsenic Total (ug/l)	MW-7A	50	n/a	9/10/2024	4.9	No	37	86.49	n/a	0.001361	NP Intra (NDs) 1 of 2
Lead Total (ug/l)	MW-7A	3.9	n/a	9/10/2024	0.27	No	25	96	n/a	0.002832	NP Intra (NDs) 1 of 2
Thallium Total (ug/l)	MW-7A	0.5	n/a	9/10/2024	0.23	No	25	100	n/a	0.002832	NP Intra (NDs) 1 of 2
Cadmium Total (ug/l)	MW-7A	4	n/a	9/10/2024	0.091	No	4	100	n/a	0.06138	NP Intra (NDs) 1 of 2
Barium Total (ug/l)	MW-7A	453.5	n/a	9/10/2024	350	No	37	21.62	n/a	0.001361	NP Intra (normality) ...
Iron Total (ug/l)	MW-7A	2028	n/a	9/10/2024	340	No	33	6.061	n/a	0.001701	NP Intra (normality) ...
Nickel Total (ug/l)	MW-7A	10	n/a	9/10/2024	19	Yes	37	94.59	n/a	0.001361	NP Intra (NDs) 1 of 2
Vanadium Total (ug/l)	MW-7A	10	n/a	9/10/2024	7.9	No	33	100	n/a	0.001701	NP Intra (NDs) 1 of 2
Copper Total (ug/l)	MW-7A	34	n/a	9/10/2024	2.6	No	24	91.67	n/a	0.003124	NP Intra (NDs) 1 of 2
Zinc Total (ug/l)	MW-7A	94	n/a	9/10/2024	16	No	33	18.18	n/a	0.001701	NP Intra (normality) ...
Manganese Total (ug/l)	MW-7A	3578	n/a	9/10/2024	7200	Yes	33	0	sqrt(x)	0.000...	Param Intra 1 of 2
Cobalt Total (ug/l)	MW-7A	21	n/a	9/10/2024	79	Yes	4	75	n/a	0.06138	NP Intra (NDs) 1 of 2
Total Dissolved Solids [TDS] (m...	MW-7A	296	n/a	9/10/2024	120	No	33	0	No	0.000...	Param Intra 1 of 2
Total Organic Carbon [TOC] (mg/l)	MW-7A	5.791	n/a	9/10/2024	6.8	Yes	25	4	ln(x)	0.000...	Param Intra 1 of 2
pH (SU)	MW-7A	7.929	5.235	9/10/2024	6.4	No	33	0	x^3	0.000...	Param Intra 1 of 2
Chloride (ug/l)	MW-1A	105418	n/a	9/10/2024	76000	No	37	2.703	x^4	0.000...	Param Intra 1 of 2
Sulfate (mg/l)	MW-1A	116	n/a	9/10/2024	2.5	No	37	0	n/a	0.001361	NP Intra (normality) ...
Arsenic Total (ug/l)	MW-1A	10	n/a	9/10/2024	1.5	No	33	57.58	n/a	0.001701	NP Intra (NDs) 1 of 2
Lead Total (ug/l)	MW-1A	11	n/a	9/10/2024	0.29	No	19	94.74	n/a	0.004832	NP Intra (NDs) 1 of 2
Thallium Total (ug/l)	MW-1A	6	n/a	9/10/2024	0.047	No	24	87.5	n/a	0.003124	NP Intra (NDs) 1 of 2
Cadmium Total (ug/l)	MW-1A	4	n/a	9/10/2024	0.029	No	4	100	n/a	0.06138	NP Intra (NDs) 1 of 2
Barium Total (ug/l)	MW-1A	187	n/a	9/10/2024	110	No	33	24.24	n/a	0.001701	NP Intra (normality) ...
Iron Total (ug/l)	MW-1A	1627	n/a	9/10/2024	220	No	33	0	No	0.000...	Param Intra 1 of 2
Nickel Total (ug/l)	MW-1A	10	n/a	9/10/2024	2	No	25	96	n/a	0.002832	NP Intra (NDs) 1 of 2
Vanadium Total (ug/l)	MW-1A	10	n/a	9/10/2024	2.1	No	33	100	n/a	0.001701	NP Intra (NDs) 1 of 2
Copper Total (ug/l)	MW-1A	10	n/a	9/10/2024	2.1	No	25	88	n/a	0.002832	NP Intra (NDs) 1 of 2
Zinc Total (ug/l)	MW-1A	93.51	n/a	9/10/2024	5.7	No	33	30.3	ln(x)	0.000...	Param Intra 1 of 2
Manganese Total (ug/l)	MW-1A	1120	n/a	9/10/2024	120	No	33	0	sqrt(x)	0.000...	Param Intra 1 of 2
Total Dissolved Solids [TDS] (m...	MW-1A	549.4	n/a	9/10/2024	450	No	37	0	No	0.000...	Param Intra 1 of 2
Total Organic Carbon [TOC] (mg/l)	MW-1A	4.26	n/a	9/10/2024	0.45	No	37	32.43	n/a	0.001361	NP Intra (normality) ...
pH (SU)	MW-1A	8.464	6.105	9/10/2024	7.86	No	37	0	x^6	0.000...	Param Intra 1 of 2
Chloride (ug/l)	MW-2A	68300	n/a	9/10/2024	26000	No	33	0	n/a	0.001701	NP Intra (normality) ...
Sulfate (mg/l)	MW-2A	46.17	n/a	9/10/2024	23	No	16	0	No	0.000...	Param Intra 1 of 2
Arsenic Total (ug/l)	MW-2A	5	n/a	9/10/2024	4.5	No	33	54.55	n/a	0.001701	NP Intra (NDs) 1 of 2
Lead Total (ug/l)	MW-2A	132	n/a	9/10/2024	0.39	No	19	89.47	n/a	0.004832	NP Intra (NDs) 1 of 2

Within Limit

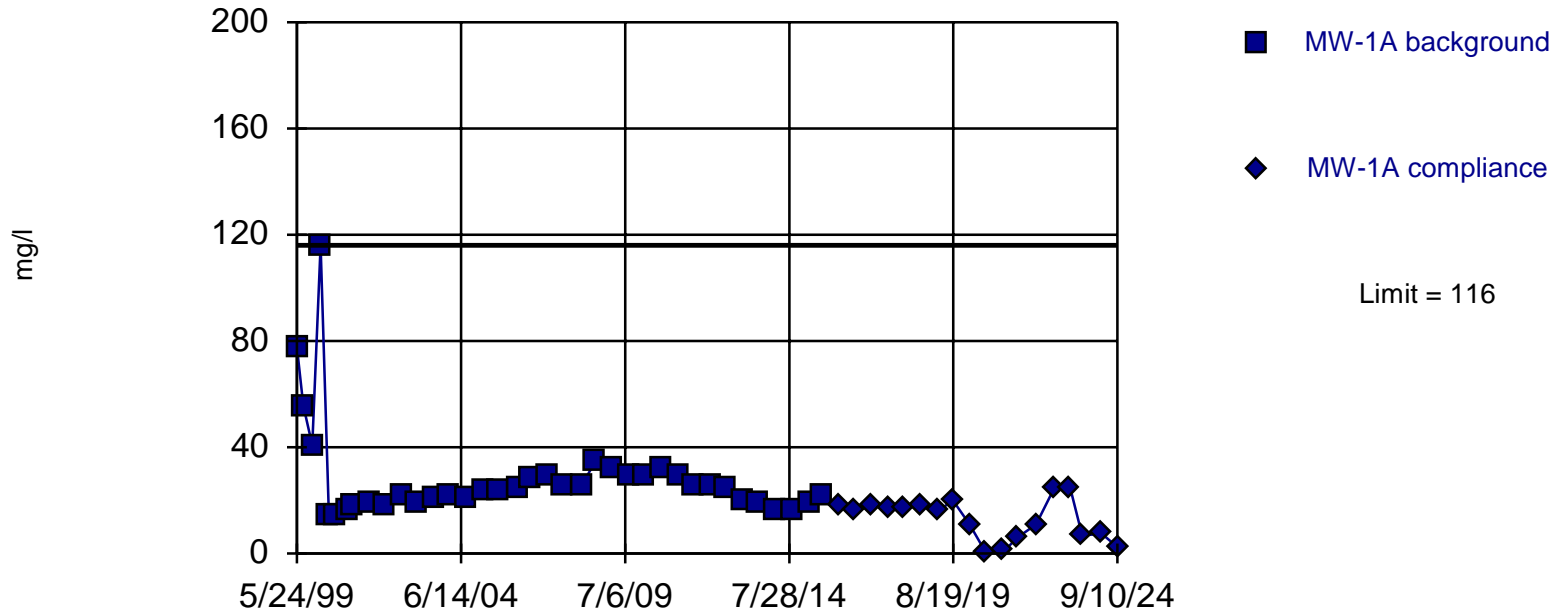
Prediction Limit Intrawell Parametric



Background Data Summary (based on x^4 transformation): Mean= $6.5e19$, Std. Dev.= $2.7e19$, $n=37$, 2.703% NDs. Insufficient data to test for seasonality: data were not deseasonalized. Normality test: Shapiro Wilk @ $\alpha = 0.01$, calculated = 0.9277, critical = 0.914. Kappa = 2.166 ($c=22$, $w=4$, 1 of 2, event $\alpha = 0.05132$). Report $\alpha = 0.0005985$.

Within Limit

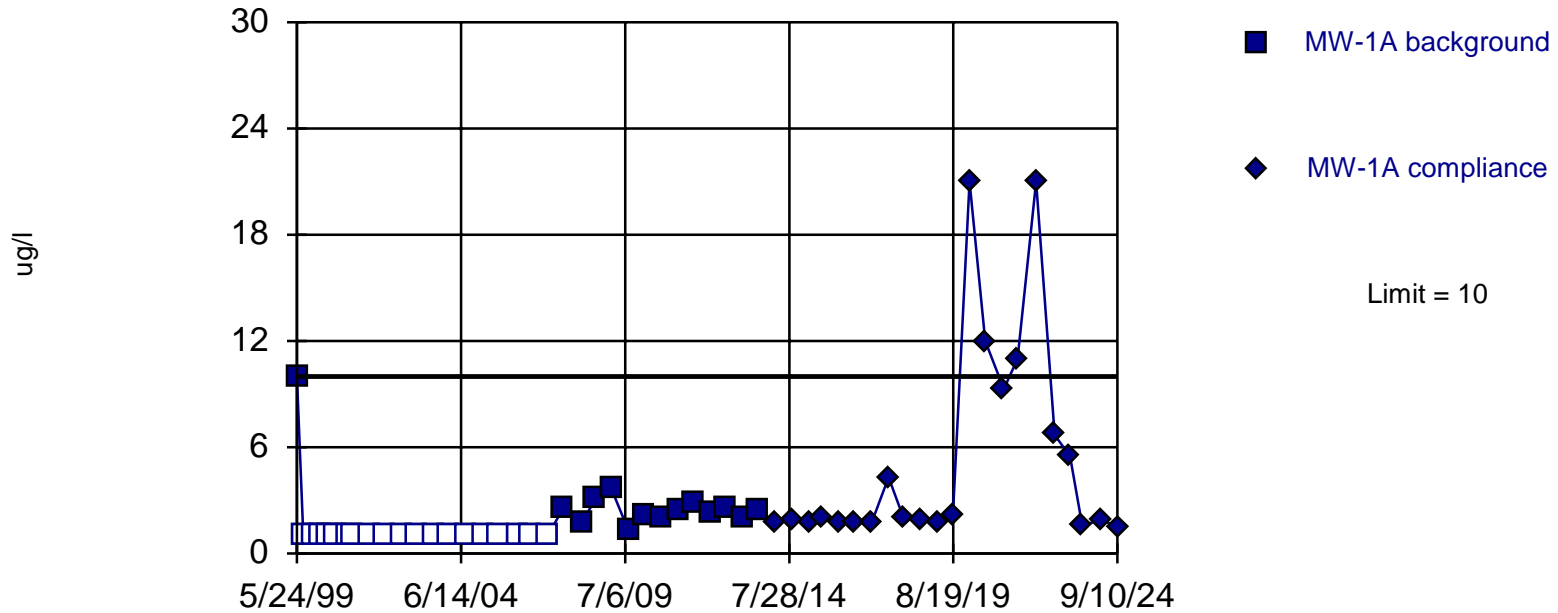
Prediction Limit Intrawell Non-parametric



Non-parametric test used in lieu of parametric prediction limit because the Shapiro Wilk normality test showed the data to be non-normal at the 0.01 alpha level. Limit is highest of 37 background values. Well-constituent pair annual alpha = 0.002721. Individual comparison alpha = 0.001361 (1 of 2). Insufficient data to test for seasonality: data were not deseasonalized.

Within Limit

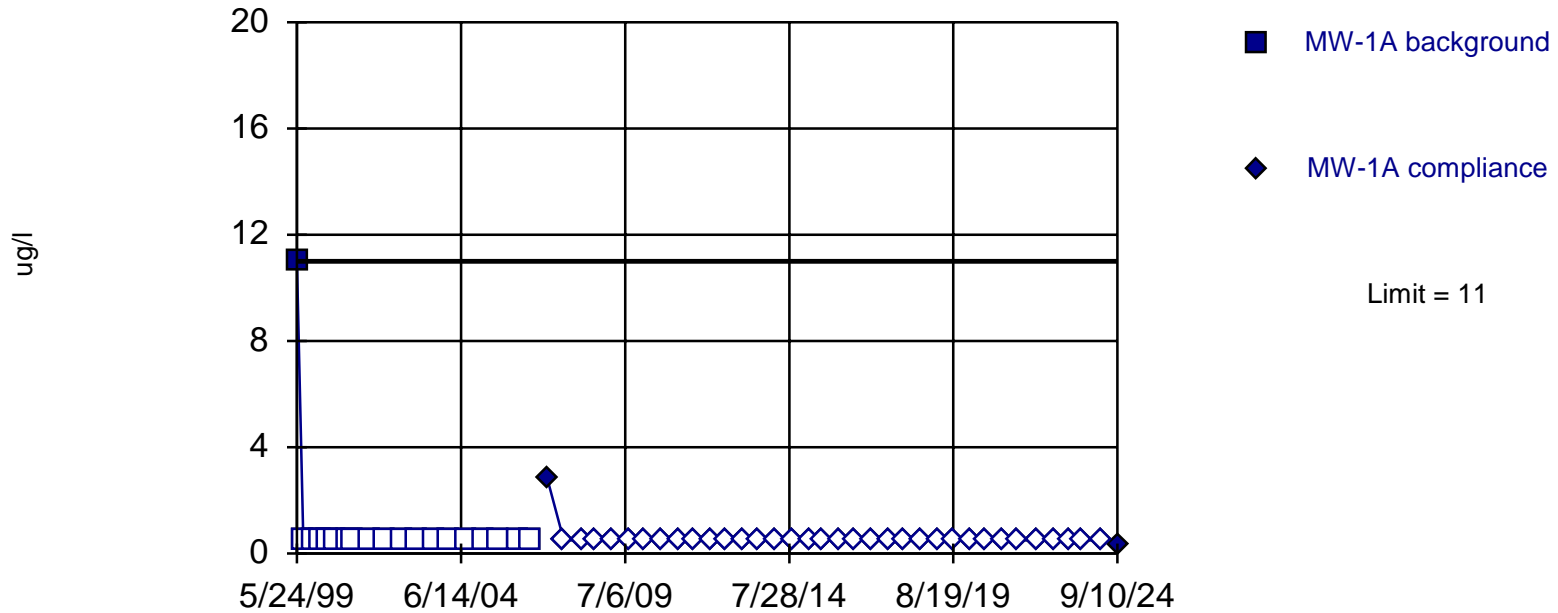
Prediction Limit Intrawell Non-parametric



Non-parametric test used in lieu of parametric prediction limit because censored data exceeded 50%. Limit is highest of 33 background values. 57.58% NDs. Well-constituent pair annual alpha = 0.003399. Individual comparison alpha = 0.001701 (1 of 2). Insufficient data to test for seasonality: data were not deseasonalized.

Within Limit

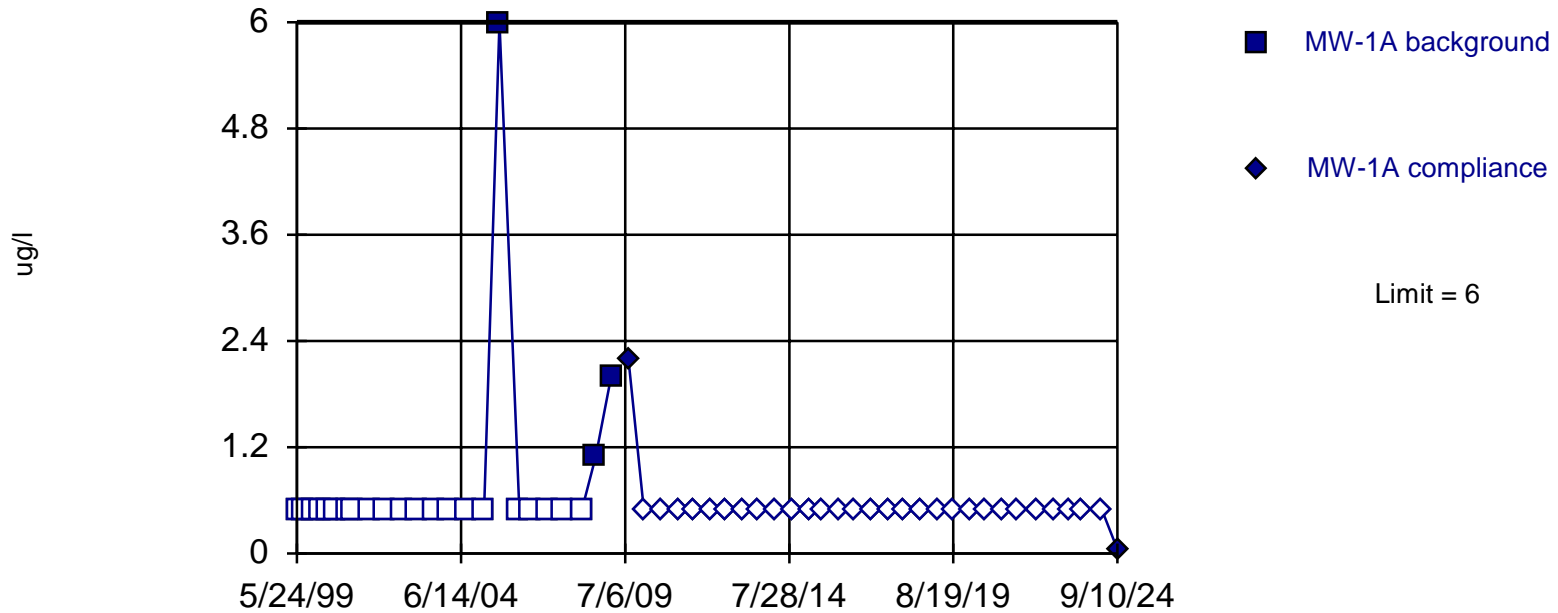
Prediction Limit Intrawell Non-parametric



Non-parametric test used in lieu of parametric prediction limit because censored data exceeded 50%. Limit is highest of 19 background values. 94.74% NDs. Well-constituent pair annual alpha = 0.009641. Individual comparison alpha = 0.004832 (1 of 2). Insufficient data to test for seasonality: data were not deseasonalized.

Within Limit

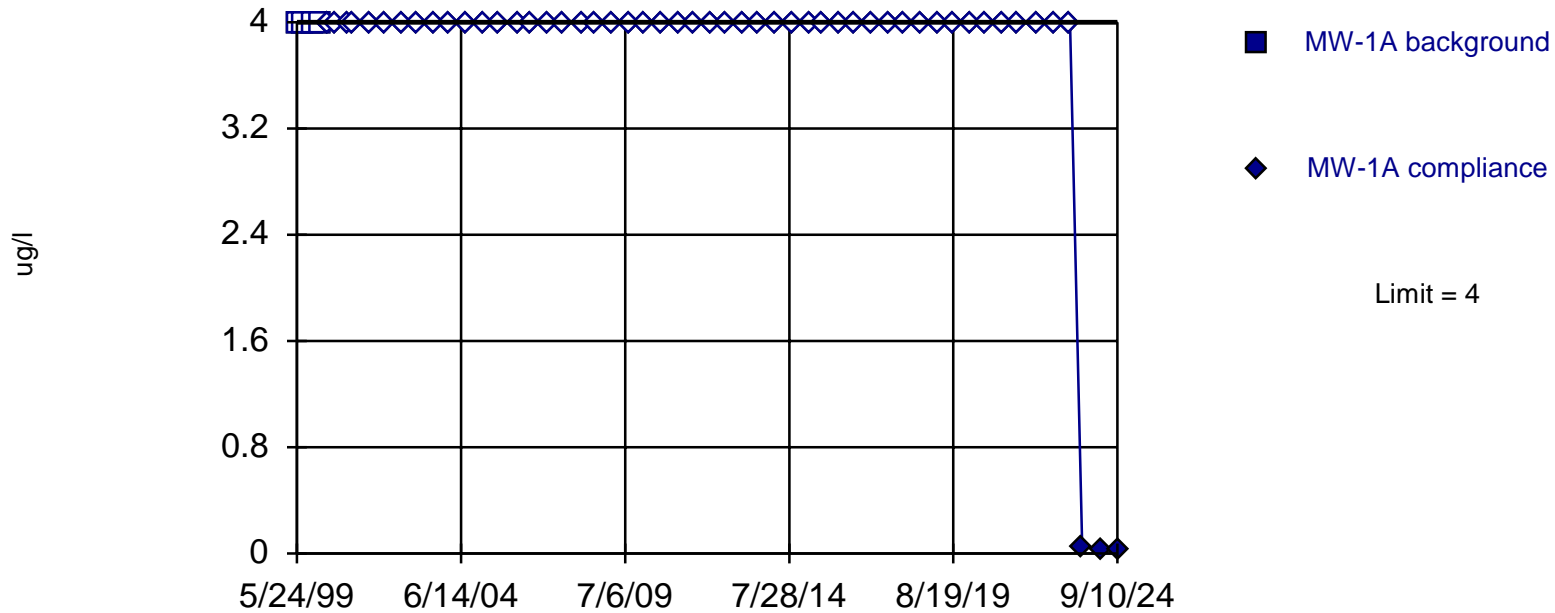
Prediction Limit Intrawell Non-parametric



Non-parametric test used in lieu of parametric prediction limit because censored data exceeded 50%. Limit is highest of 24 background values. 87.5% NDs. Well-constituent pair annual alpha = 0.006238. Individual comparison alpha = 0.003124 (1 of 2). Insufficient data to test for seasonality: data were not deseasonalized.

Within Limit

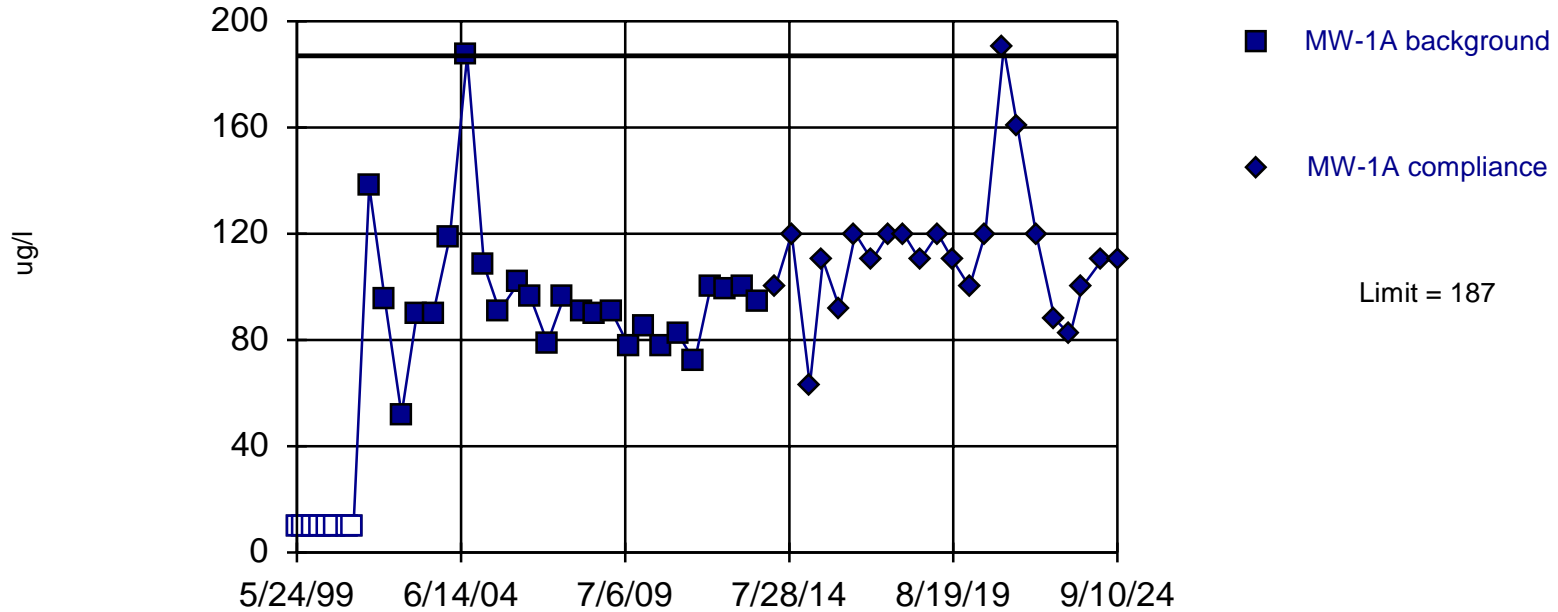
Prediction Limit Intrawell Non-parametric



Non-parametric test used in lieu of parametric prediction limit because censored data exceeded 50%. All background values ($n = 4$) were censored; limit is most recent reporting limit. Well-constituent pair annual alpha = 0.119. Individual comparison alpha = 0.06138 (1 of 2). Insufficient data to test for seasonality: data were not deseasonalized.

Within Limit

Prediction Limit Intrawell Non-parametric



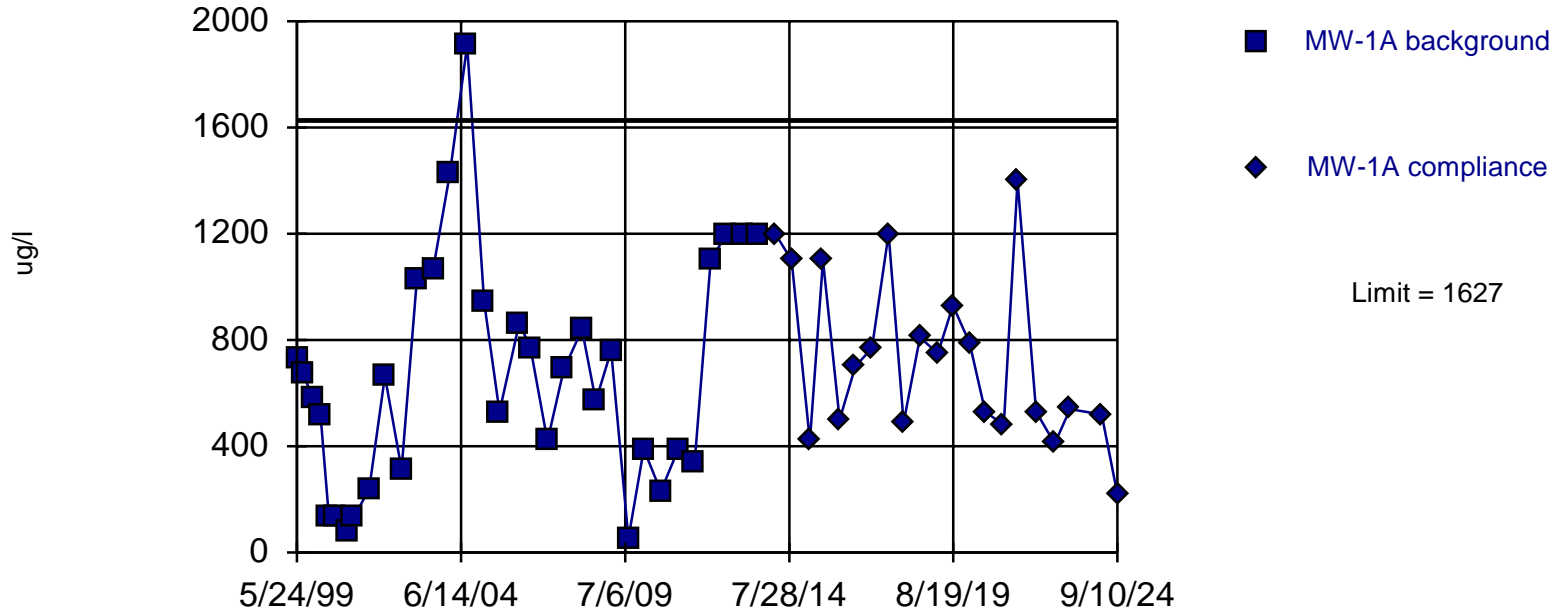
Non-parametric test used in lieu of parametric prediction limit because the Shapiro Wilk normality test showed the data to be non-normal at the 0.01 alpha level. Limit is highest of 33 background values. 24.24% NDs. Well-constituent pair annual alpha = 0.003399. Individual comparison alpha = 0.001701 (1 of 2). Insufficient data to test for seasonality; data were not deseasonalized.

Constituent: Barium Total Analysis Run 1/30/2025 4:13 PM

City of Little Rock Client: Terracon Data: CoLR Sanitas Database

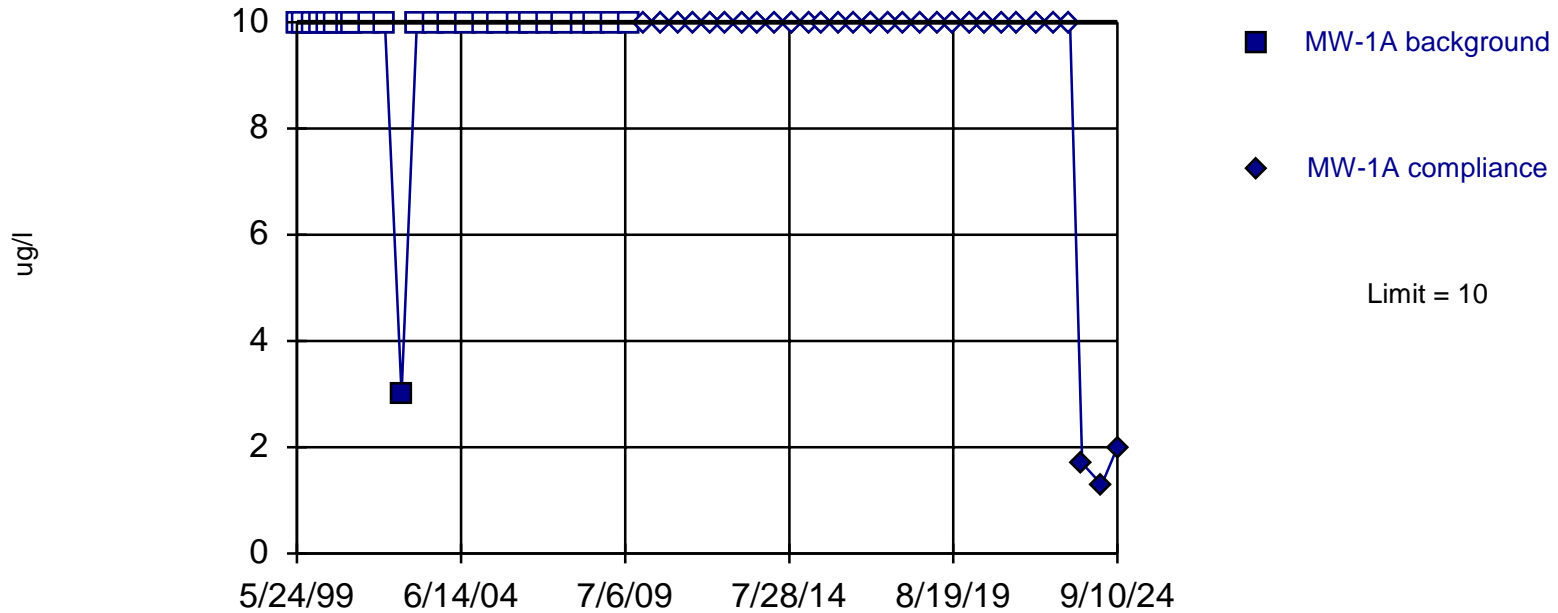
Within Limit

Prediction Limit Intrawell Parametric



Within Limit

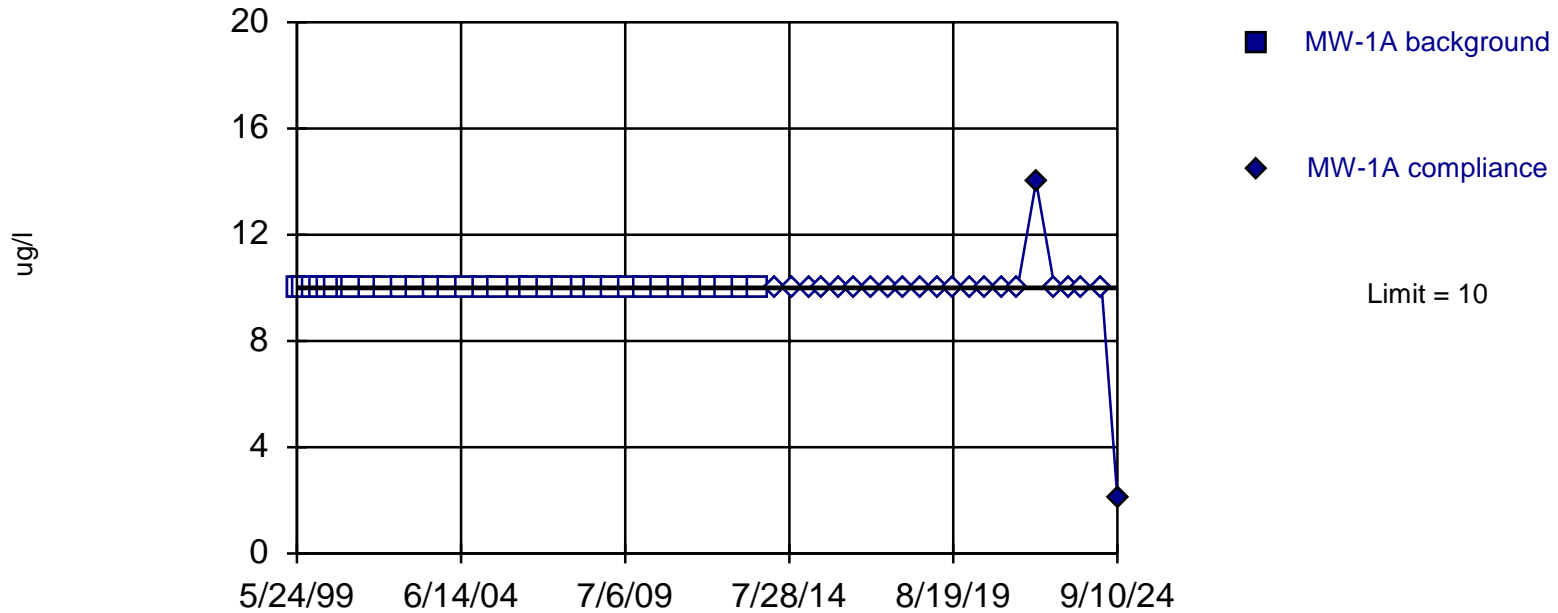
Prediction Limit Intrawell Non-parametric



Non-parametric test used in lieu of parametric prediction limit because censored data exceeded 50%. Limit is highest of 25 background values. 96% NDs. Well-constituent pair annual alpha = 0.005656. Individual comparison alpha = 0.002832 (1 of 2). Insufficient data to test for seasonality: data were not deseasonalized.

Within Limit

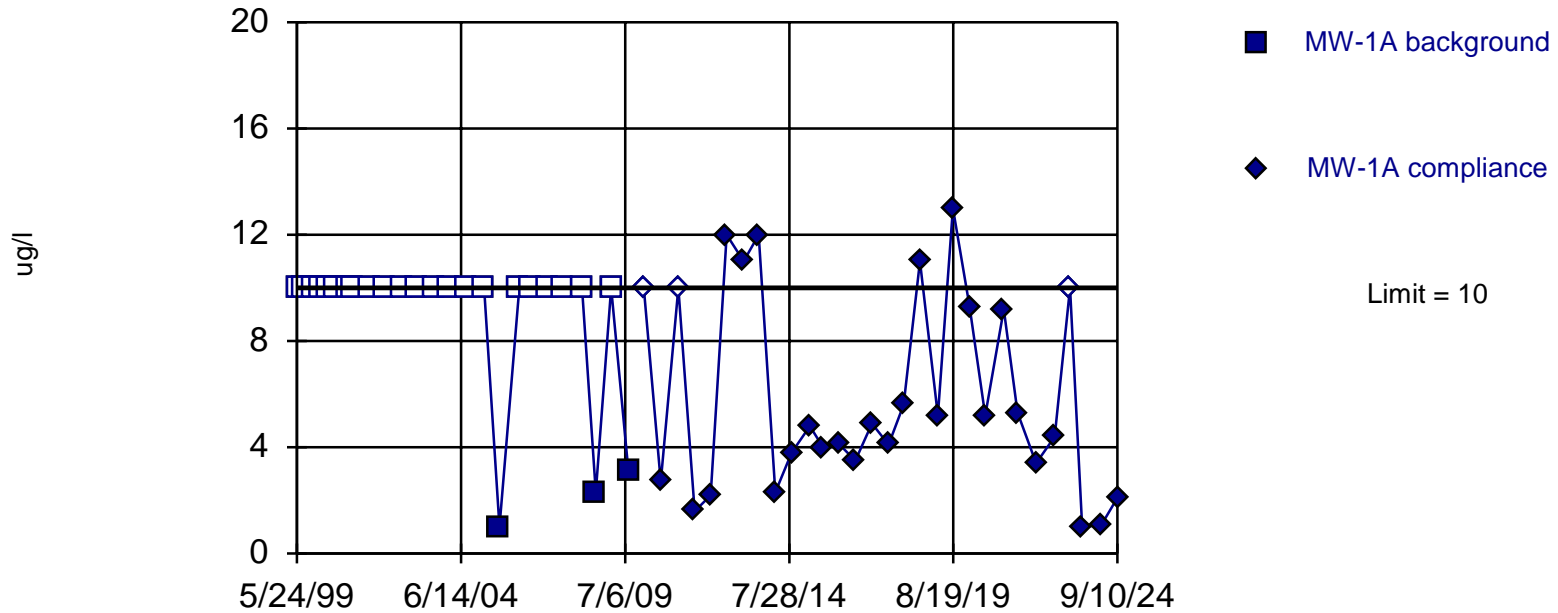
Prediction Limit Intrawell Non-parametric



Non-parametric test used in lieu of parametric prediction limit because censored data exceeded 50%. All background values ($n = 33$) were censored; limit is most recent reporting limit. Well-constituent pair annual alpha = 0.003399. Individual comparison alpha = 0.001701 (1 of 2). Insufficient data to test for seasonality; data were not deseasonalized.

Within Limit

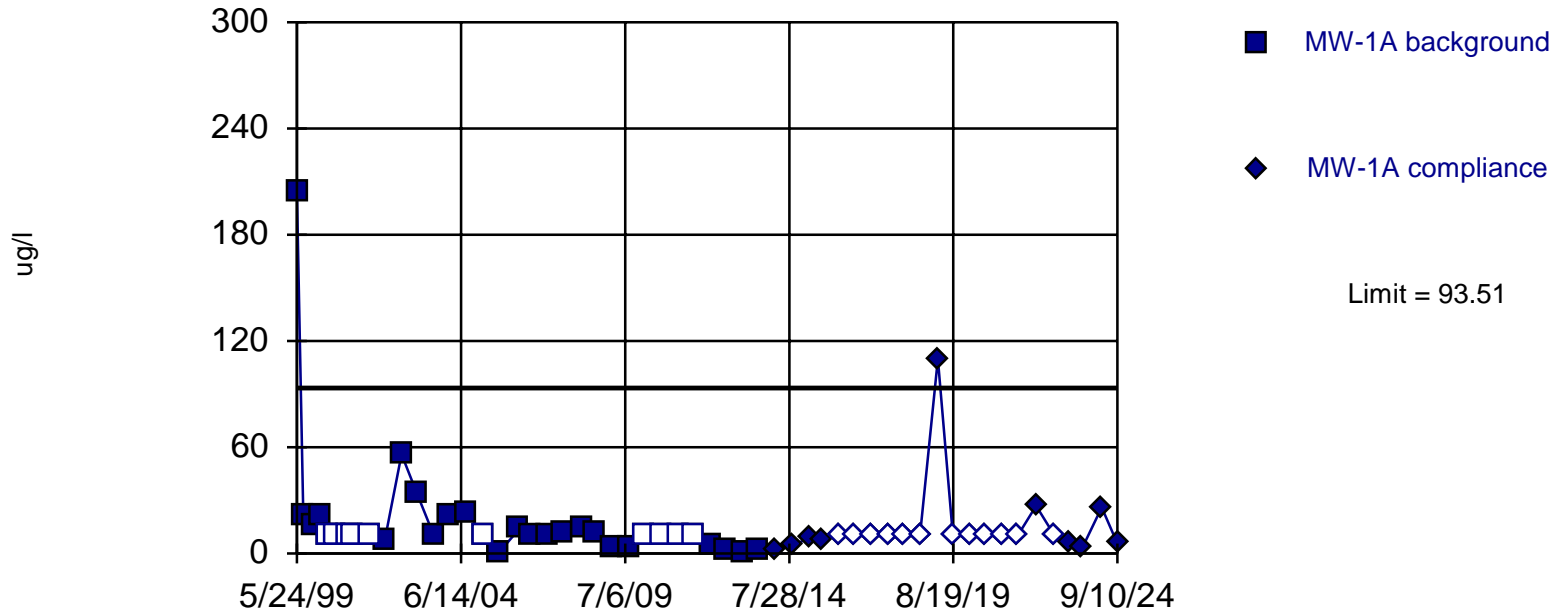
Prediction Limit Intrawell Non-parametric



Non-parametric test used in lieu of parametric prediction limit because censored data exceeded 50%. Limit is highest of 25 background values. 88% NDs. Well-constituent pair annual alpha = 0.005656. Individual comparison alpha = 0.002832 (1 of 2). Insufficient data to test for seasonality: data were not deseasonalized.

Within Limit

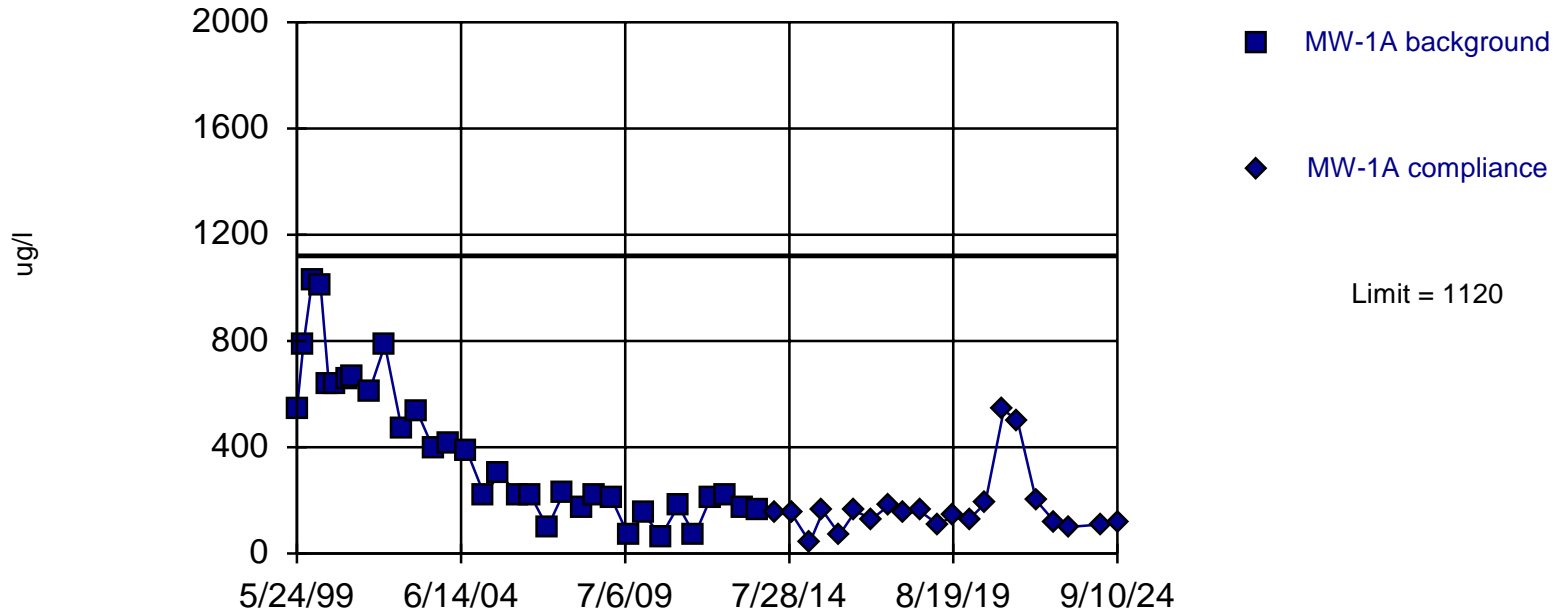
Prediction Limit Intrawell Parametric



Background Data Summary (based on natural log transformation) (after Kaplan-Meier Adjustment): Mean=1.7, Std. Dev.=1.294, n=33, 30.3% NDs. Insufficient data to test for seasonality: data were not deseasonalized. Normality test: Shapiro Wilk @alpha = 0.01, calculated = 0.9076, critical = 0.906. Kappa = 2.194 (c=22, w=4, 1 of 2, event alpha = 0.05132). Report alpha = 0.0005985.

Within Limit

Prediction Limit Intrawell Parametric

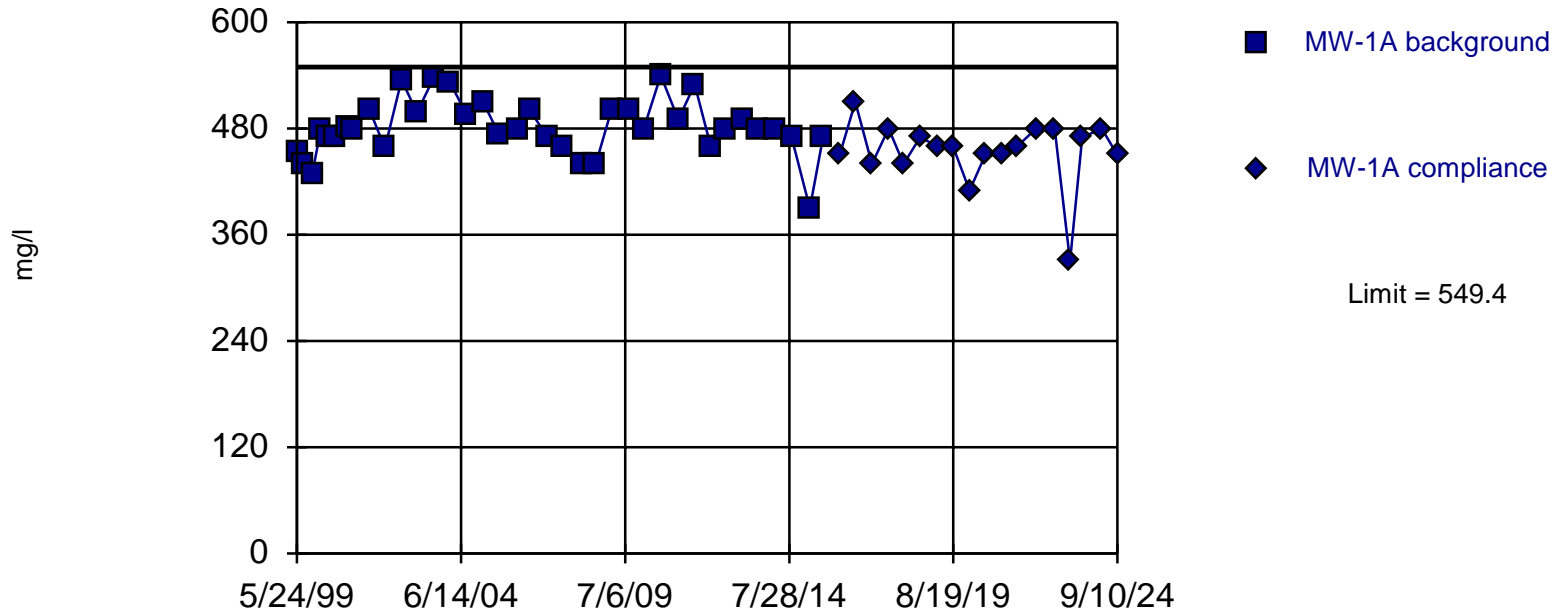


Background Data Summary (based on square root transformation): Mean=18.45, Std. Dev.=6.846, n=33. Insufficient data to test for seasonality: data were not deseasonalized. Normality test: Shapiro Wilk @alpha = 0.01, calculated = 0.935, critical = 0.906. Kappa = 2.194 (c=22, w=4, 1 of 2, event alpha = 0.05132). Report alpha = 0.0005985.

Constituent: Manganese Total Analysis Run 1/30/2025 4:15 PM
City of Little Rock Client: Terracon Data: CoLR Sanitas Database

Within Limit

Prediction Limit Intrawell Parametric



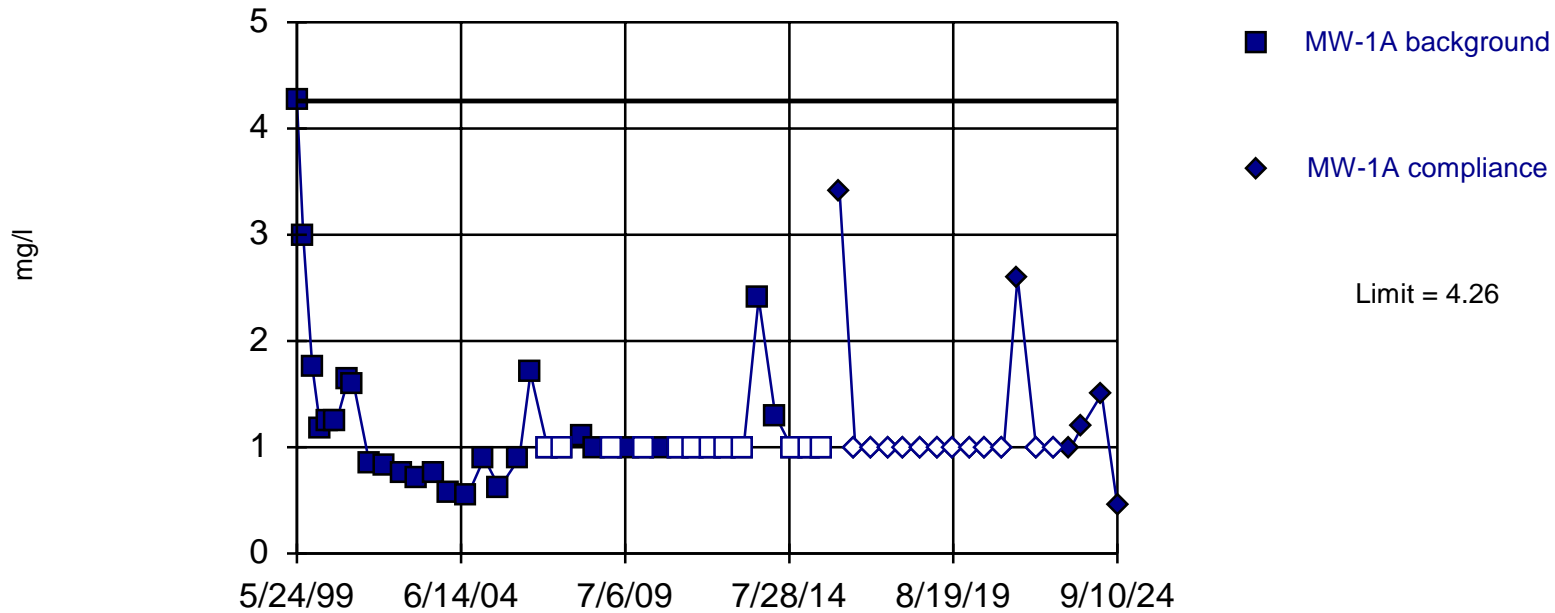
Background Data Summary: Mean=480.7, Std. Dev.=31.69, n=37. Insufficient data to test for seasonality: data were not deseasonalized. Normality test: Shapiro Wilk @alpha = 0.01, calculated = 0.9589, critical = 0.914. Kappa = 2.166 (c=22, w=4, 1 of 2, event alpha = 0.05132). Report alpha = 0.0005985.

Constituent: Total Dissolved Solids [TDS] Analysis Run 1/30/2025 4:15 PM

City of Little Rock Client: Terracon Data: CoLR Sanitas Database

Within Limit

Prediction Limit Intrawell Non-parametric



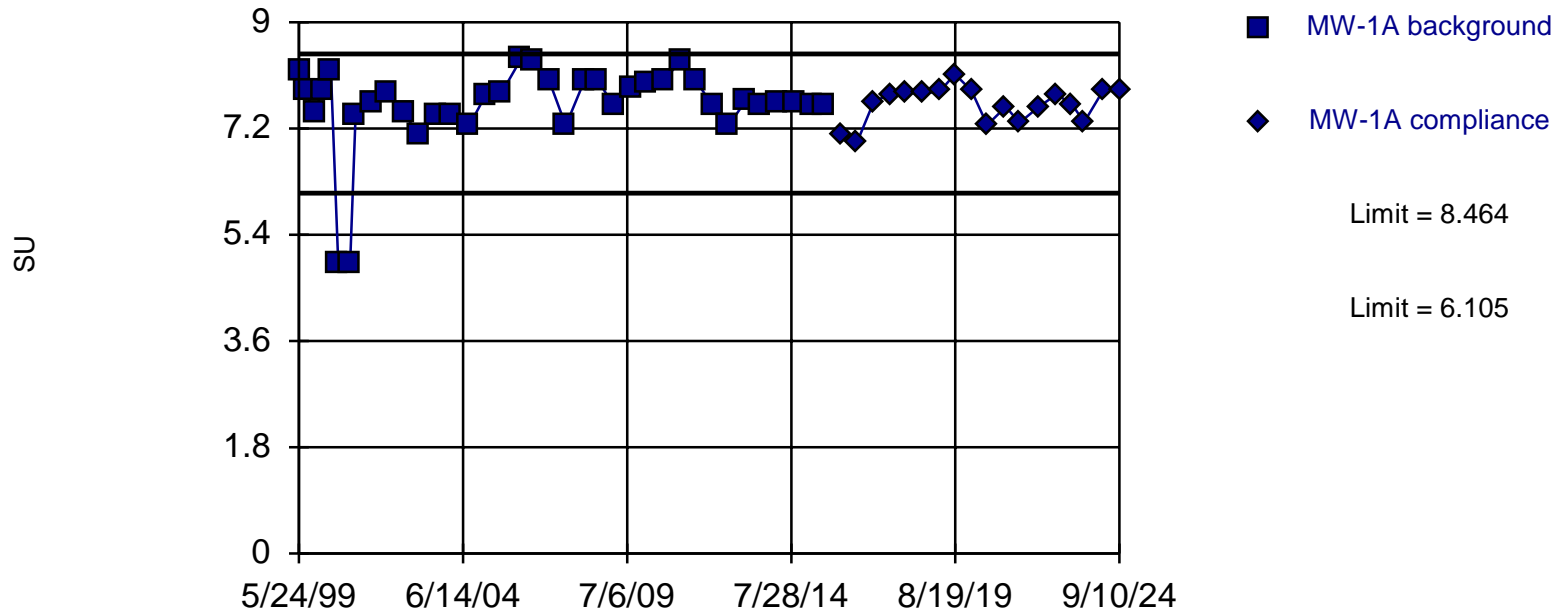
Non-parametric test used in lieu of parametric prediction limit because the Shapiro Wilk normality test showed the data to be non-normal at the 0.01 alpha level. Limit is highest of 37 background values. 32.43% NDs. Well-constituent pair annual alpha = 0.002721. Individual comparison alpha = 0.001361 (1 of 2). Insufficient data to test for seasonality: data were not deseasonalized.

Constituent: Total Organic Carbon [TOC] Analysis Run 1/30/2025 4:16 PM

City of Little Rock Client: Terracon Data: CoLR Sanitas Database

Within Limits

Prediction Limit Intrawell Parametric



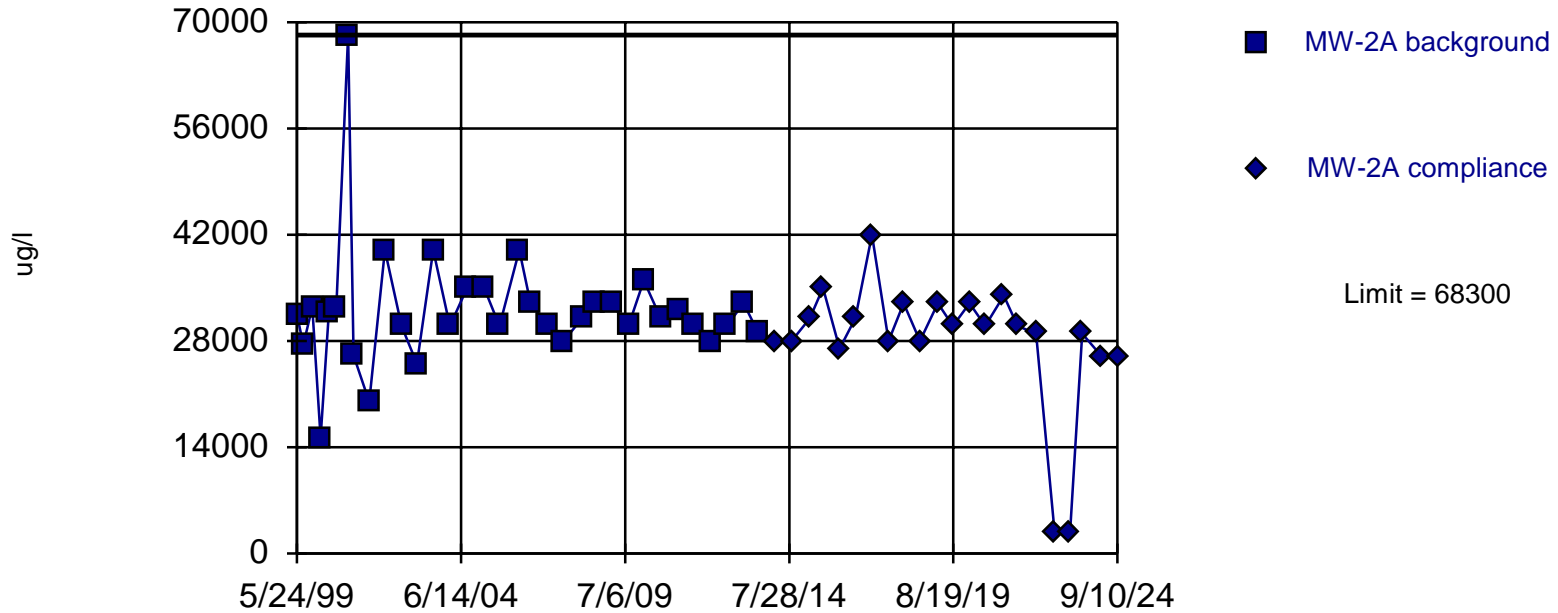
Background Data Summary (based on x^6 transformation): Mean=209784, Std. Dev.=72950, n=37. Insufficient data to test for seasonality: data were not deseasonalized. Normality test: Shapiro Wilk @alpha = 0.01, calculated = 0.9391, critical = 0.914. Kappa = 2.166 (c=22, w=4, 1 of 2, event alpha = 0.05132). Report alpha = 0.0005985.

Constituent: pH Analysis Run 1/30/2025 4:16 PM

City of Little Rock Client: Terracon Data: CoLR Sanitas Database

Within Limit

Prediction Limit Intrawell Non-parametric

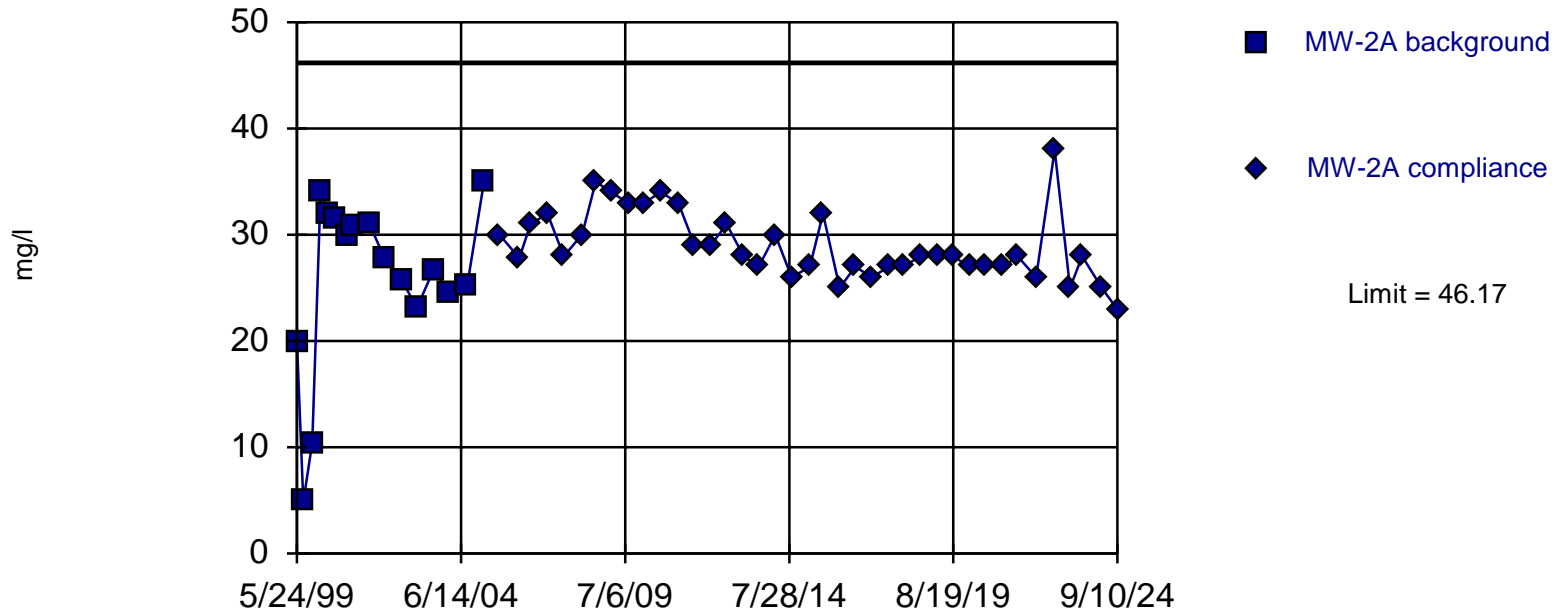


Non-parametric test used in lieu of parametric prediction limit because the Shapiro Wilk normality test showed the data to be non-normal at the 0.01 alpha level. Limit is highest of 33 background values. Well-constituent pair annual alpha = 0.003399. Individual comparison alpha = 0.001701 (1 of 2). Insufficient data to test for seasonality: data were not deseasonalized.

Constituent: Chloride Analysis Run 1/30/2025 4:17 PM
 City of Little Rock Client: Terracon Data: CoLR Sanitas Database

Within Limit

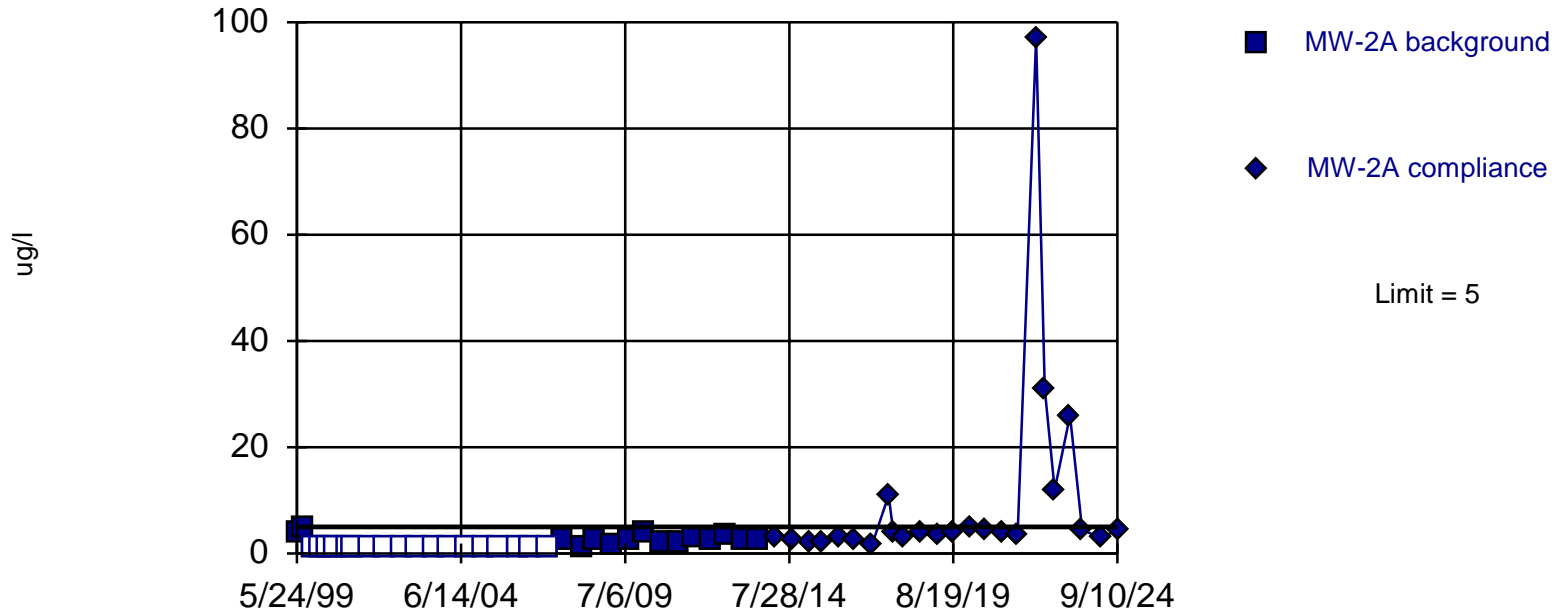
Prediction Limit Intrawell Parametric



Background Data Summary: Mean=25.78, Std. Dev.=8.21, n=16. Insufficient data to test for seasonality: data were not deseasonalized. Normality test: Shapiro Wilk @alpha = 0.01, calculated = 0.8543, critical = 0.844. Kappa = 2.484 (c=22, w=4, 1 of 2, event alpha = 0.05132). Report alpha = 0.0005985.

Within Limit

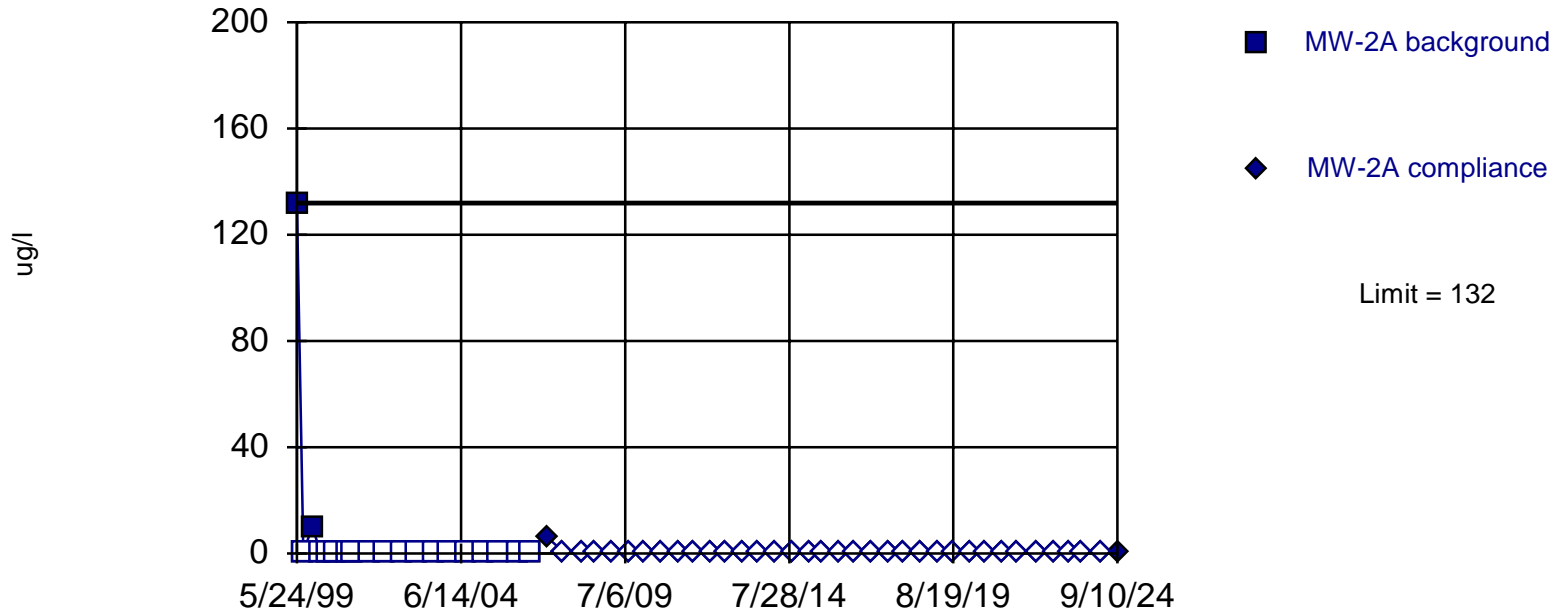
Prediction Limit Intrawell Non-parametric



Non-parametric test used in lieu of parametric prediction limit because censored data exceeded 50%. Limit is highest of 33 background values. 54.55% NDs. Well-constituent pair annual alpha = 0.003399. Individual comparison alpha = 0.001701 (1 of 2). Seasonality was not detected with 95% confidence.

Within Limit

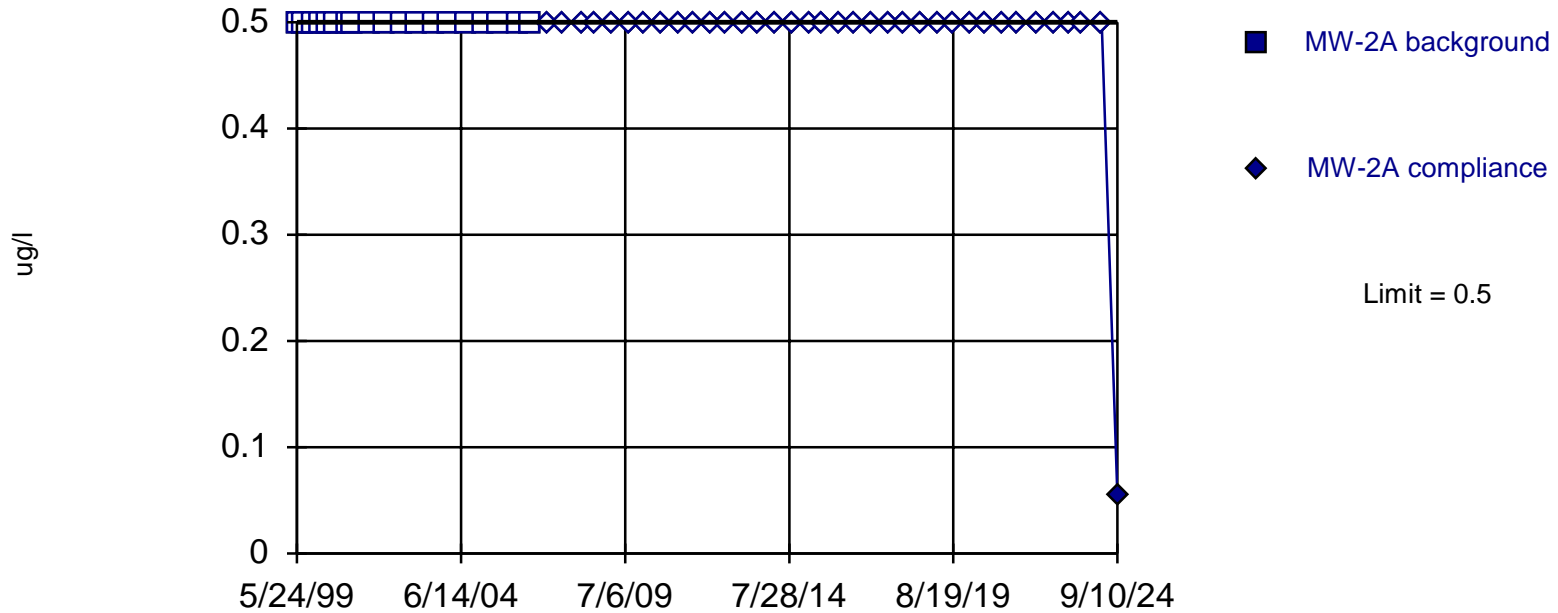
Prediction Limit Intrawell Non-parametric



Non-parametric test used in lieu of parametric prediction limit because censored data exceeded 50%. Limit is highest of 19 background values. 89.47% NDs. Well-constituent pair annual alpha = 0.009641. Individual comparison alpha = 0.004832 (1 of 2). Insufficient data to test for seasonality: data were not deseasonalized.

Within Limit

Prediction Limit Intrawell Non-parametric

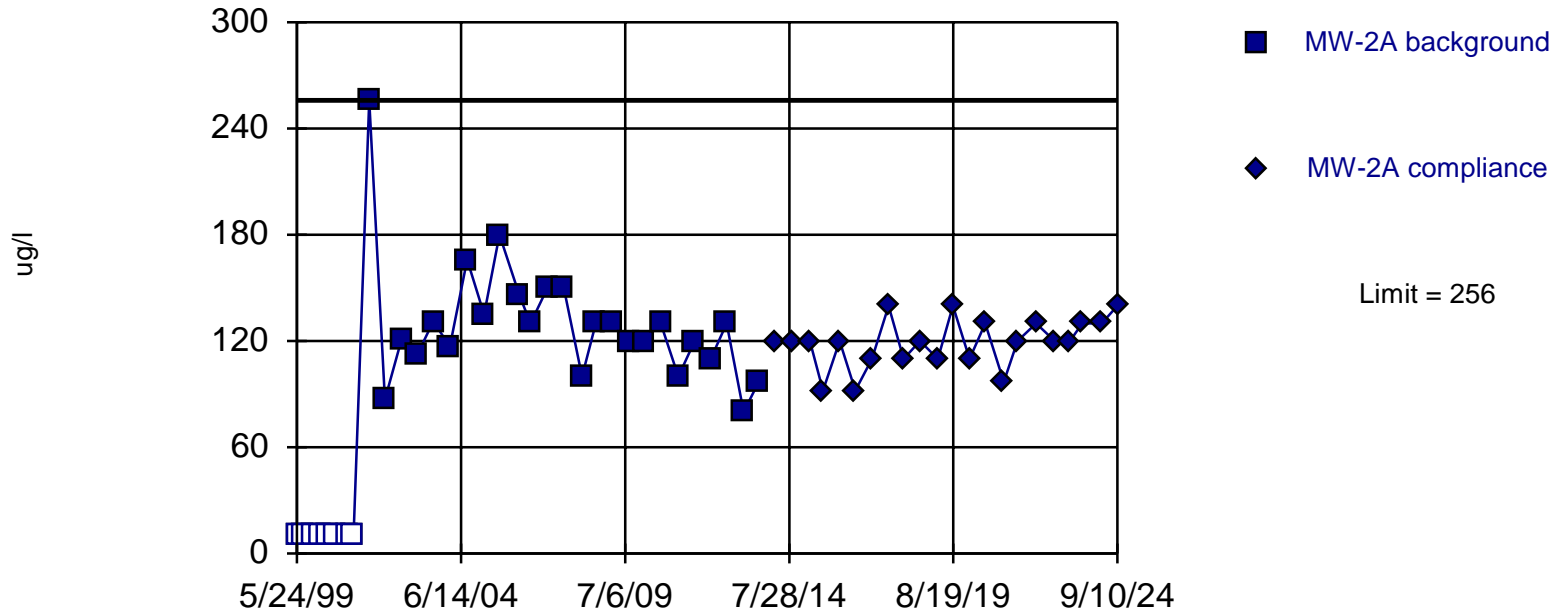


Non-parametric test used in lieu of parametric prediction limit because censored data exceeded 50%. All background values ($n = 19$) were censored; limit is most recent reporting limit. Well-constituent pair annual alpha = 0.009641. Individual comparison alpha = 0.004832 (1 of 2). Insufficient data to test for seasonality; data were not deseasonalized.

Within Limit

Prediction Limit

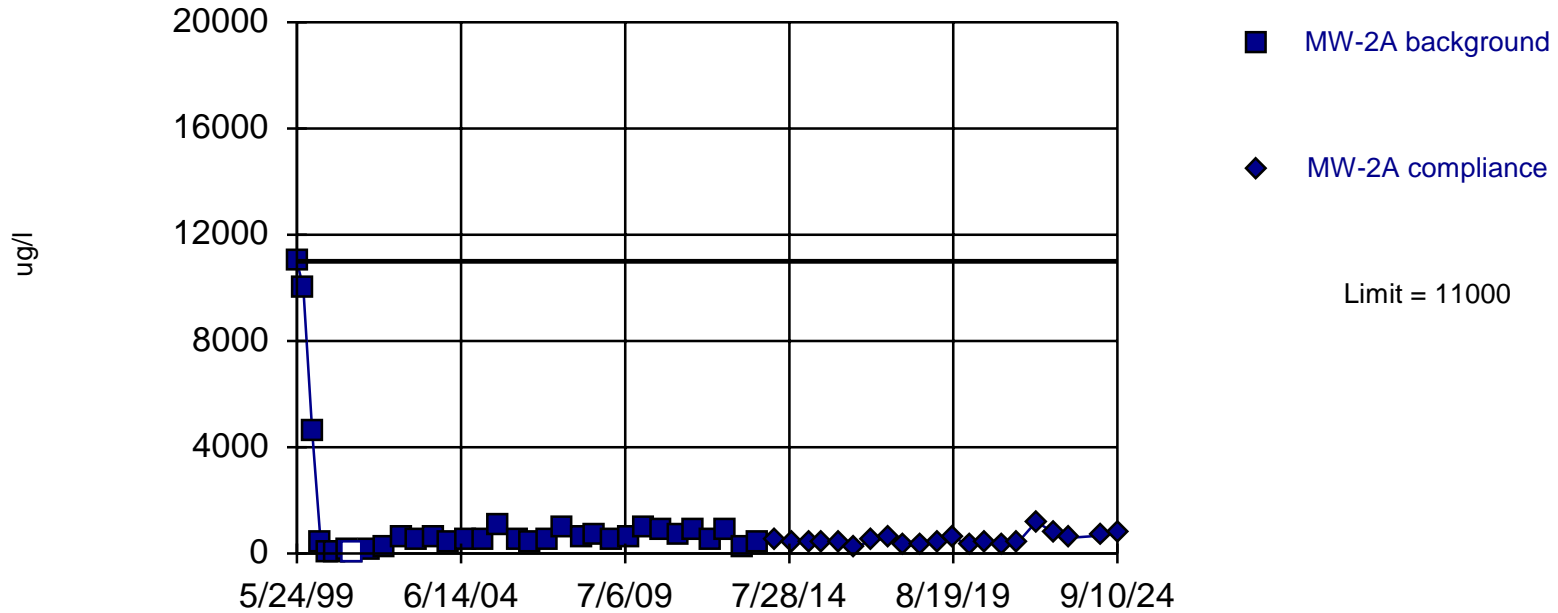
Intrawell Non-parametric



Within Limit

Prediction Limit

Intrawell Non-parametric



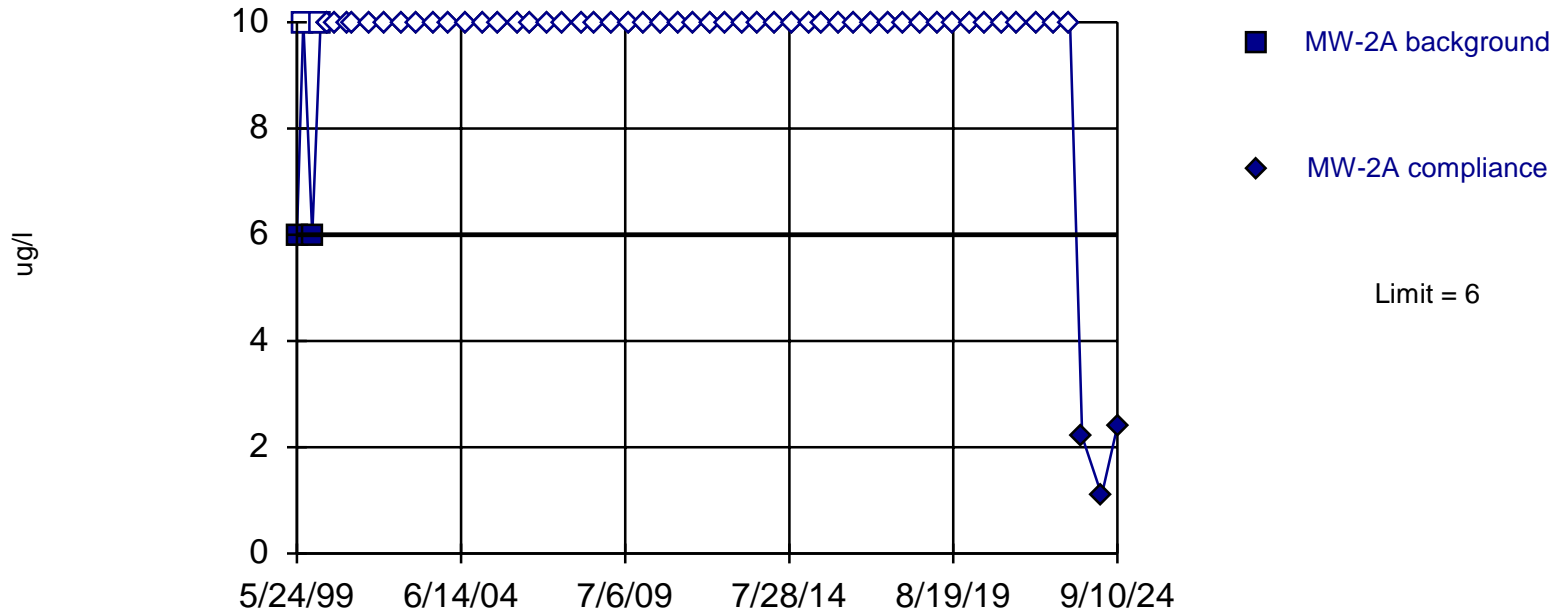
Non-parametric test used in lieu of parametric prediction limit because the Shapiro Wilk normality test showed the data to be non-normal at the 0.01 alpha level. Limit is highest of 33 background values. 3.03% NDs. Well-constituent pair annual alpha = 0.003399. Individual comparison alpha = 0.001701 (1 of 2). Insufficient data to test for seasonality: data were not deseasonalized.

Constituent: Iron Total Analysis Run 1/30/2025 4:22 PM

City of Little Rock Client: Terracon Data: CoLR Sanitas Database

Within Limit

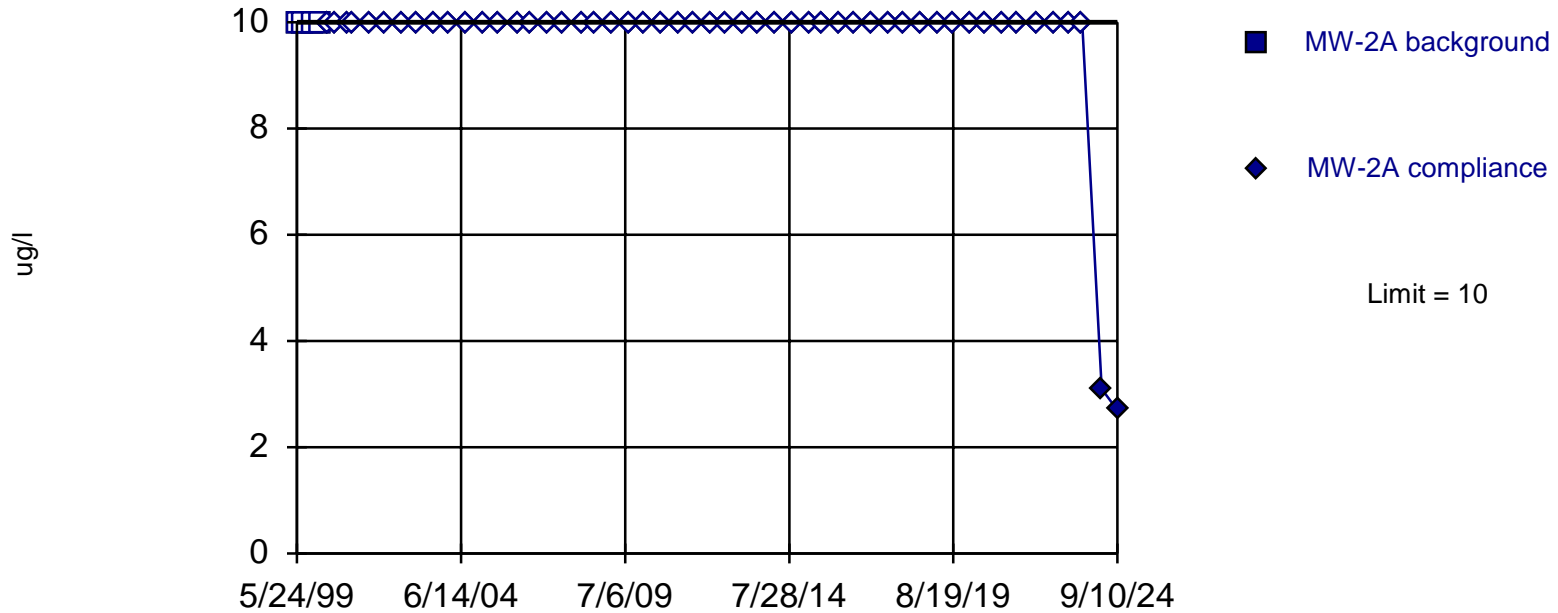
Prediction Limit Intrawell Parametric



Background Data Summary (after Kaplan-Meier Adjustment): Mean=6, Std. Dev.=0, n=4, 50% NDs. Insufficient data to test for seasonality: data were not deseasonalized. Normality test: Shapiro Wilk @alpha = 0.01, calculated = 0.7309, critical = 0.687. Kappa = 7.372 (c=22, w=4, 1 of 2, event alpha = 0.05132). Report alpha = 0.0005985.

Within Limit

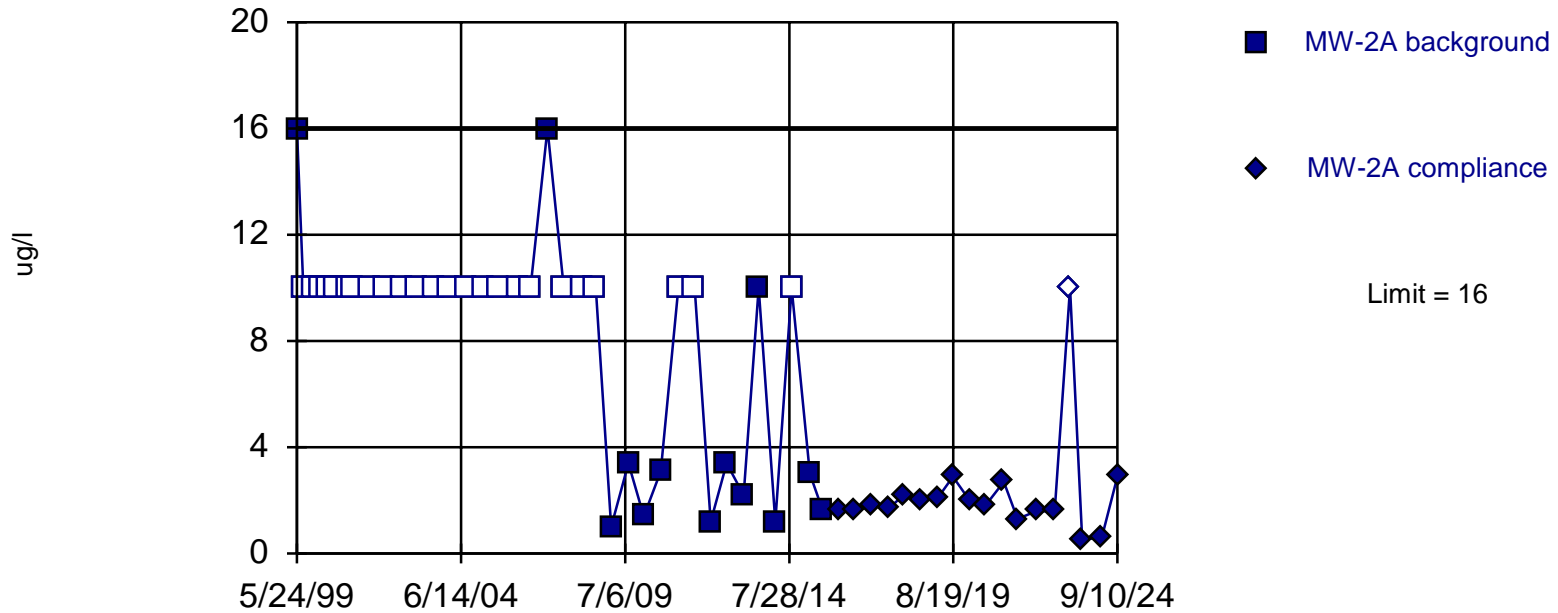
Prediction Limit Intrawell Non-parametric



Non-parametric test used in lieu of parametric prediction limit because censored data exceeded 50%. All background values ($n = 4$) were censored; limit is most recent reporting limit. Well-constituent pair annual alpha = 0.119. Individual comparison alpha = 0.06138 (1 of 2). Insufficient data to test for seasonality: data were not deseasonalized.

Within Limit

Prediction Limit Intrawell Non-parametric

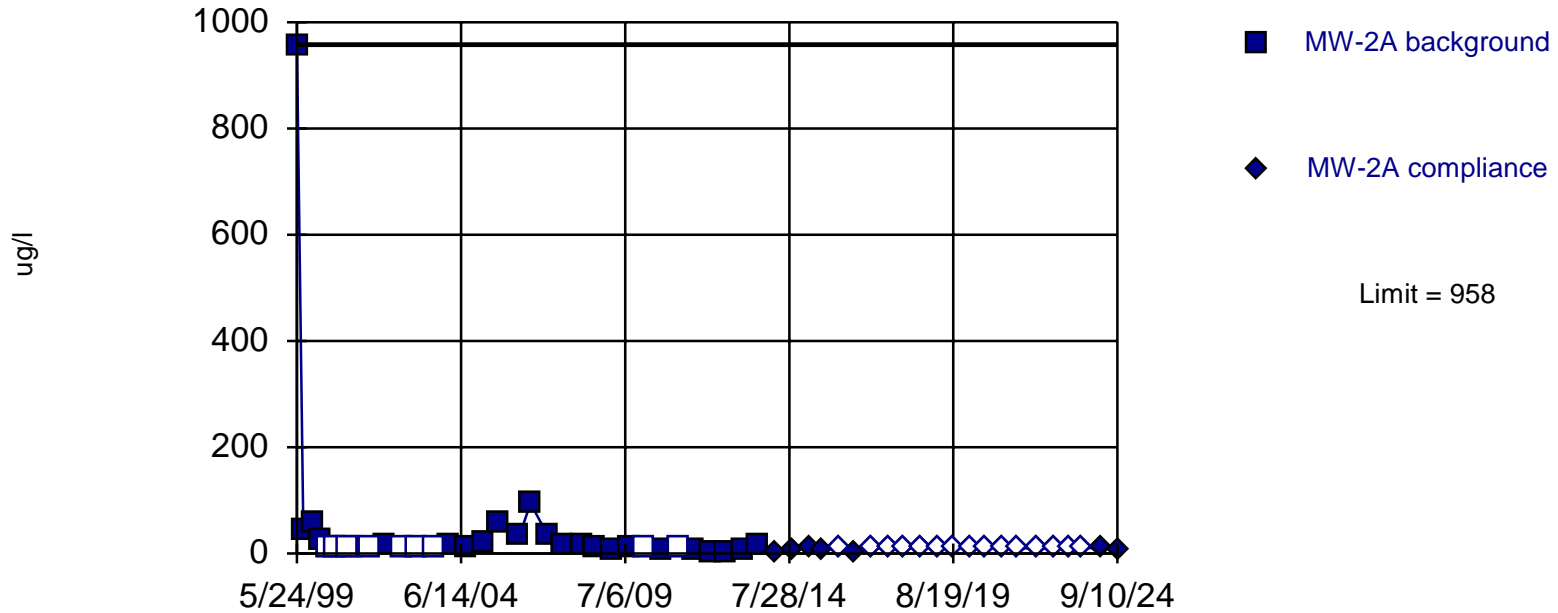


Non-parametric test used in lieu of parametric prediction limit because censored data exceeded 50%. Limit is highest of 37 background values. 64.86% NDs. Well-constituent pair annual alpha = 0.002721. Individual comparison alpha = 0.001361 (1 of 2). Insufficient data to test for seasonality: data were not deseasonalized.

Within Limit

Prediction Limit

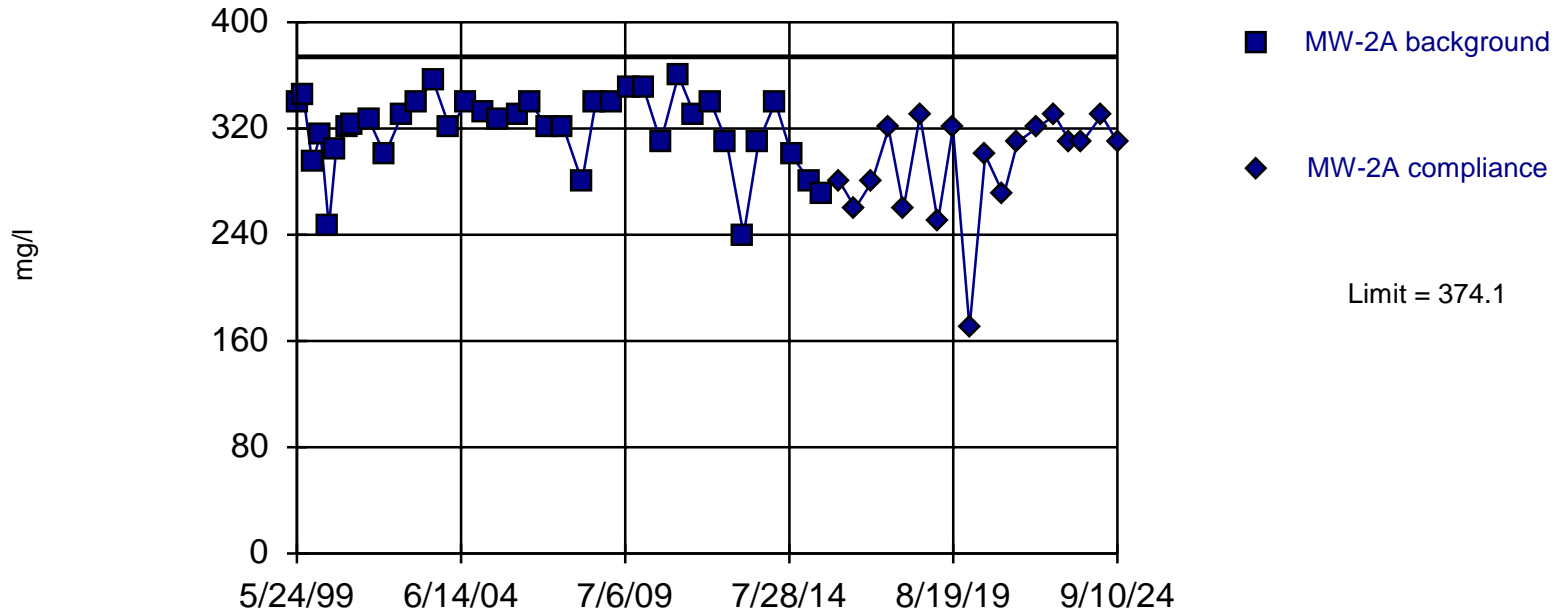
Intrawell Non-parametric



Non-parametric test used in lieu of parametric prediction limit because the Shapiro Wilk normality test showed the data to be non-normal at the 0.01 alpha level. Limit is highest of 33 background values. 27.27% NDs. Well-constituent pair annual alpha = 0.003399. Individual comparison alpha = 0.001701 (1 of 2). Insufficient data to test for seasonality: data were not deseasonalized.

Within Limit

Prediction Limit Intrawell Parametric



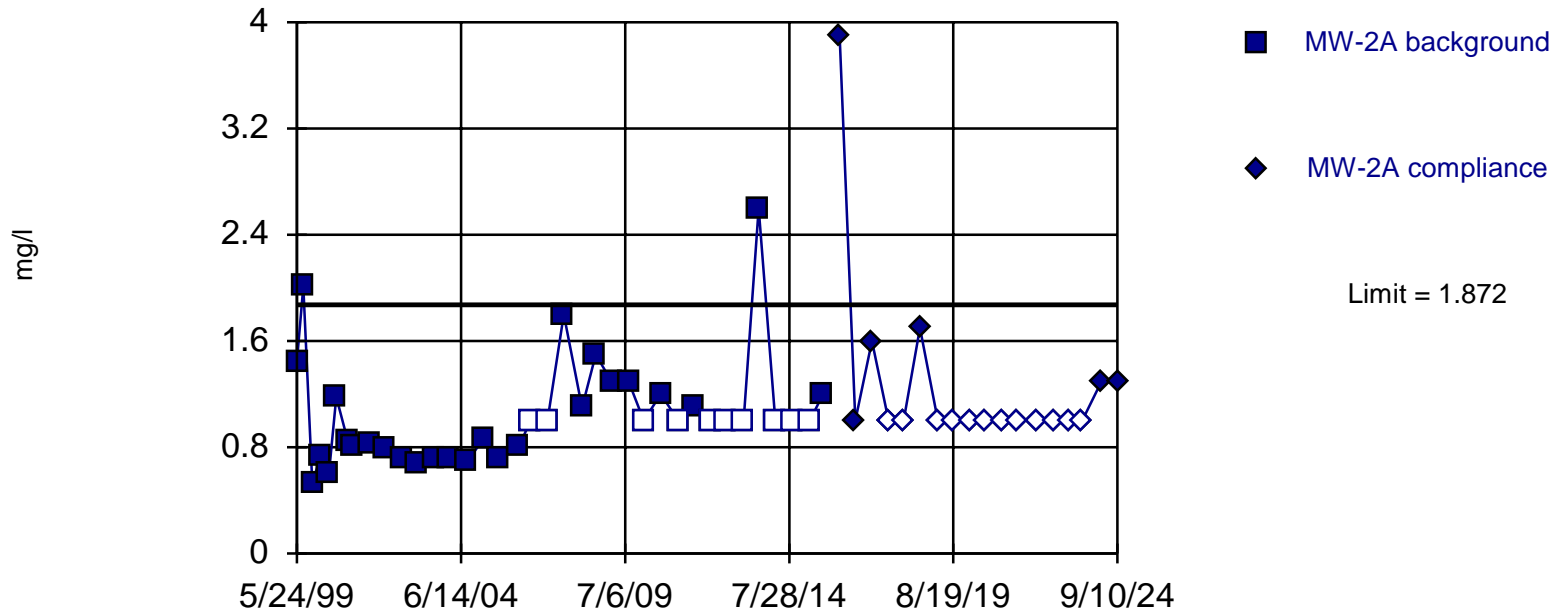
Background Data Summary (based on square transformation): Mean=102828, Std. Dev.=17147, n=37. Insufficient data to test for seasonality: data were not deseasonalized. Normality test: Shapiro Wilk @alpha = 0.01, calculated = 0.9253, critical = 0.914. Kappa = 2.166 (c=22, w=4, 1 of 2, event alpha = 0.05132). Report alpha = 0.0005985.

Constituent: Total Dissolved Solids [TDS] Analysis Run 1/30/2025 4:24 PM

City of Little Rock Client: Terracon Data: CoLR Sanitas Database

Within Limit

Prediction Limit Intrawell Parametric



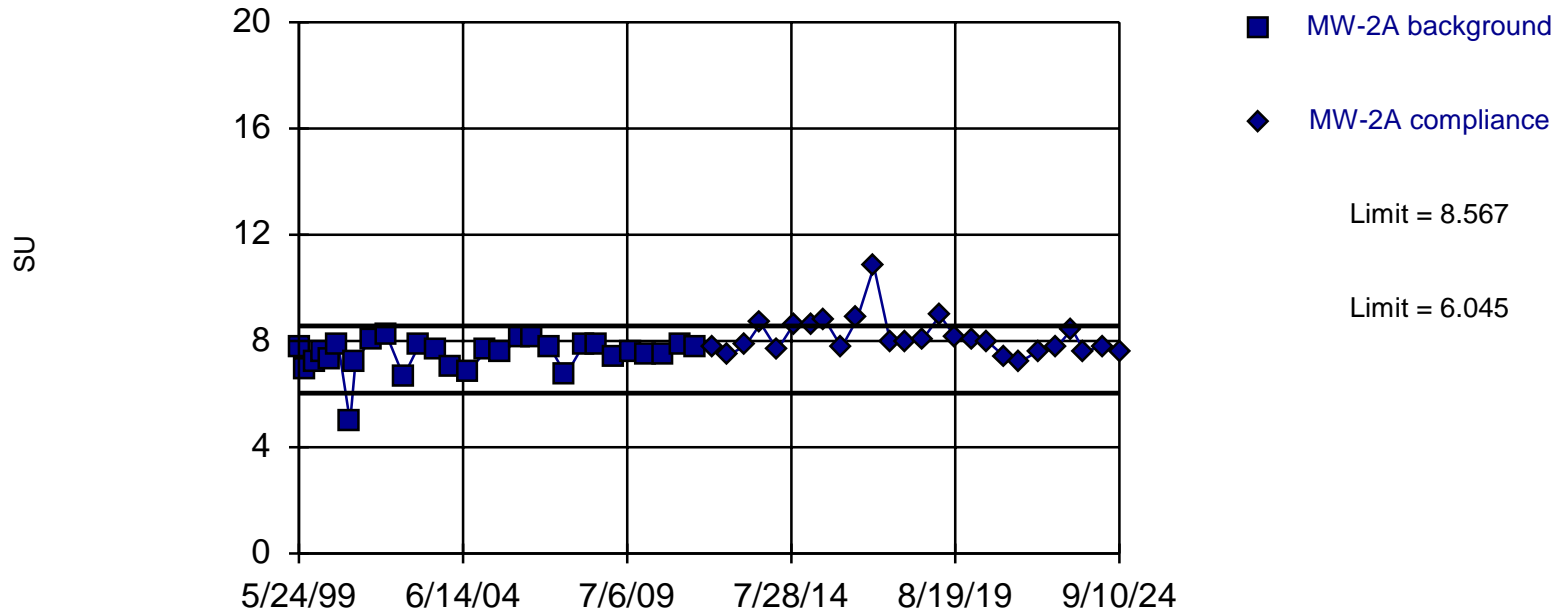
Background Data Summary (based on cube root transformation) (after Kaplan-Meier Adjustment): Mean=0.9637, Std. Dev.=0.1241, n=37, 27.03% NDs. Insufficient data to test for seasonality: data were not deseasonalized. Normality test: Shapiro Wilk @alpha = 0.01, calculated = 0.9183, critical = 0.914. Kappa = 2.166 (c=22, w=4, 1 of 2, event alpha = 0.05132). Report alpha = 0.0005985.

Constituent: Total Organic Carbon [TOC] Analysis Run 1/30/2025 4:25 PM

City of Little Rock Client: Terracon Data: CoLR Sanitas Database

Within Limits

Prediction Limit Intrawell Parametric



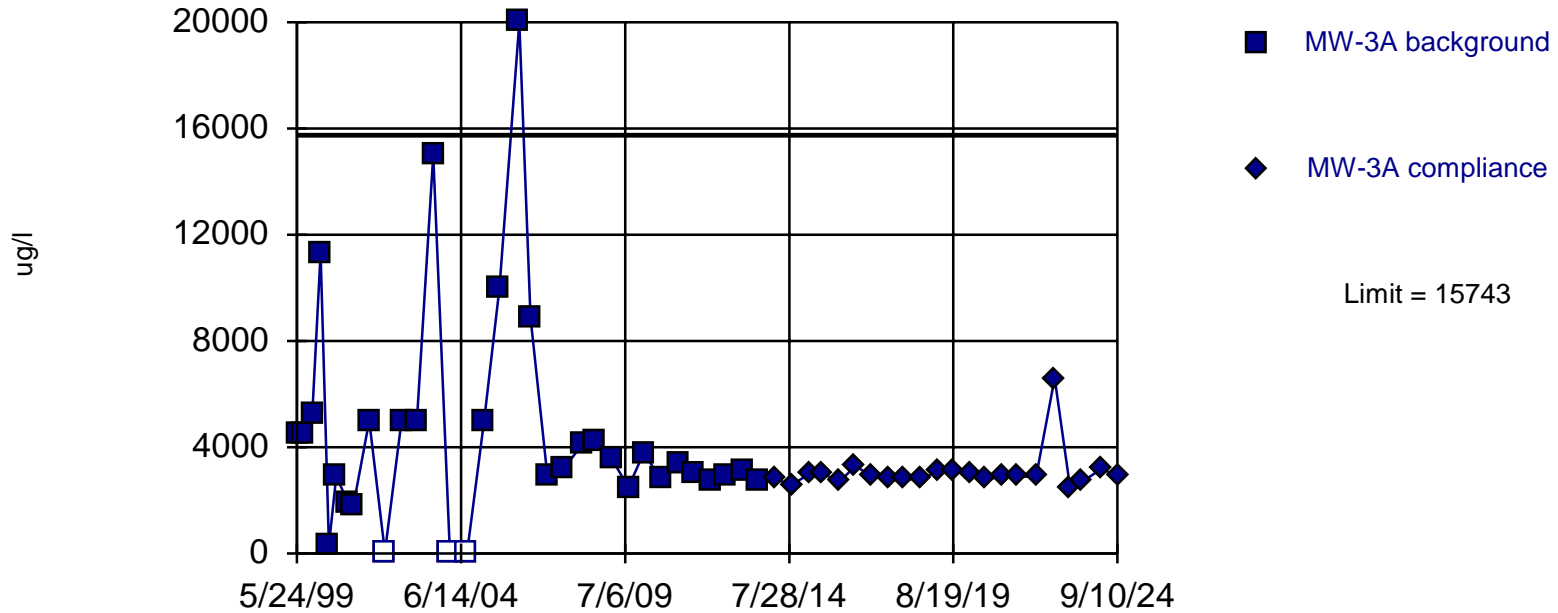
Background Data Summary (based on cube transformation): Mean=424.9, Std. Dev.=91.54, n=29. Insufficient data to test for seasonality: data were not deseasonalized. Normality test: Shapiro Wilk @alpha = 0.01, calculated = 0.9024, critical = 0.898. Kappa = 2.228 (c=22, w=4, 1 of 2, event alpha = 0.05132). Report alpha = 0.0005985.

Constituent: pH Analysis Run 1/30/2025 4:25 PM

City of Little Rock Client: Terracon Data: CoLR Sanitas Database

Within Limit

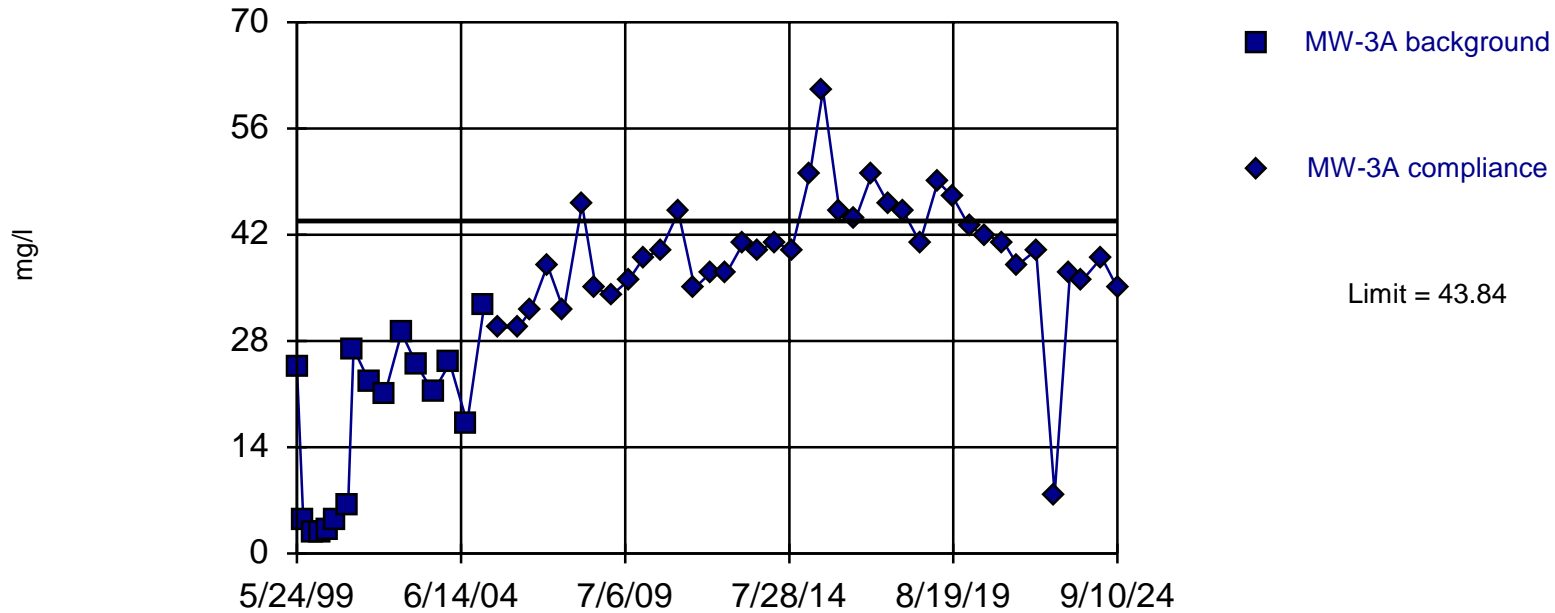
Prediction Limit Intrawell Parametric



Background Data Summary (based on square root transformation): Mean=61.33, Std. Dev.=29.23, n=33, 9.091% NDs. Insufficient data to test for seasonality: data were not deseasonalized. Normality test: Shapiro Wilk @alpha = 0.01, calculated = 0.9092, critical = 0.906. Kappa = 2.194 (c=22, w=4, 1 of 2, event alpha = 0.05132). Report alpha = 0.0005985.

Within Limit

Prediction Limit Intrawell Parametric

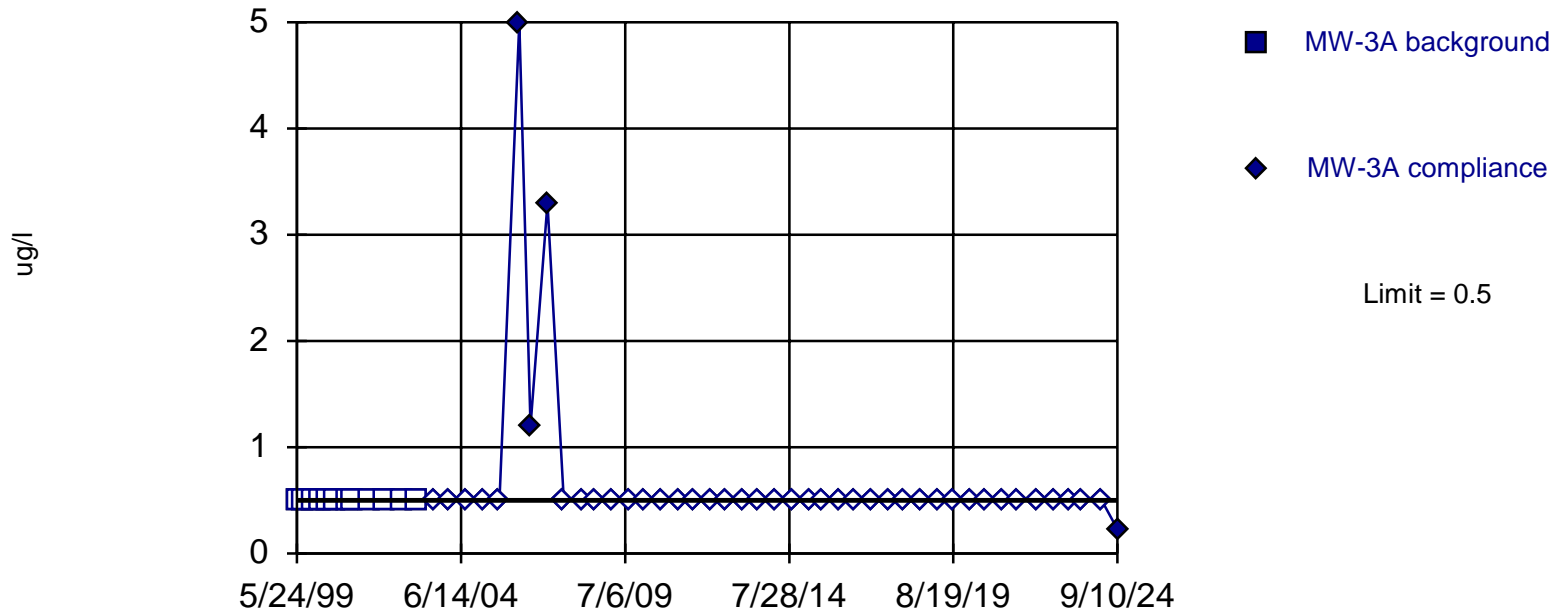


Background Data Summary: Mean=16.81, Std. Dev.=10.88, n=16. Insufficient data to test for seasonality: data were not deseasonalized. Normality test: Shapiro Wilk @alpha = 0.01, calculated = 0.8558, critical = 0.844. Kappa = 2.484 (c=22, w=4, 1 of 2, event alpha = 0.05132). Report alpha = 0.0005985.

Constituent: Sulfate Analysis Run 1/31/2025 10:19 AM
City of Little Rock Client: Terracon Data: CoLR Sanitas Database

Within Limit

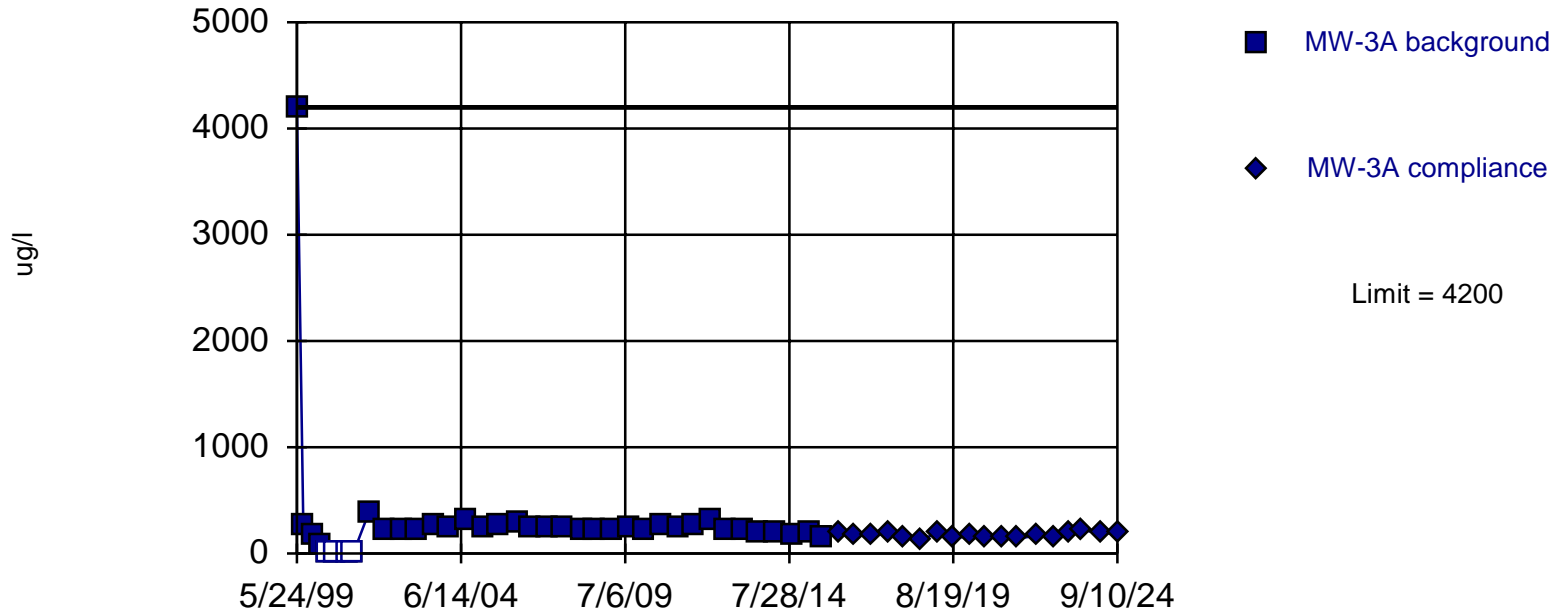
Prediction Limit Intrawell Non-parametric



Non-parametric test used in lieu of parametric prediction limit because censored data exceeded 50%. All background values ($n = 12$) were censored; limit is most recent reporting limit. Well-constituent pair annual alpha = 0.02143. Individual comparison alpha = 0.01077 (1 of 2). Insufficient data to test for seasonality: data were not deseasonalized.

Within Limit

Prediction Limit Intrawell Non-parametric

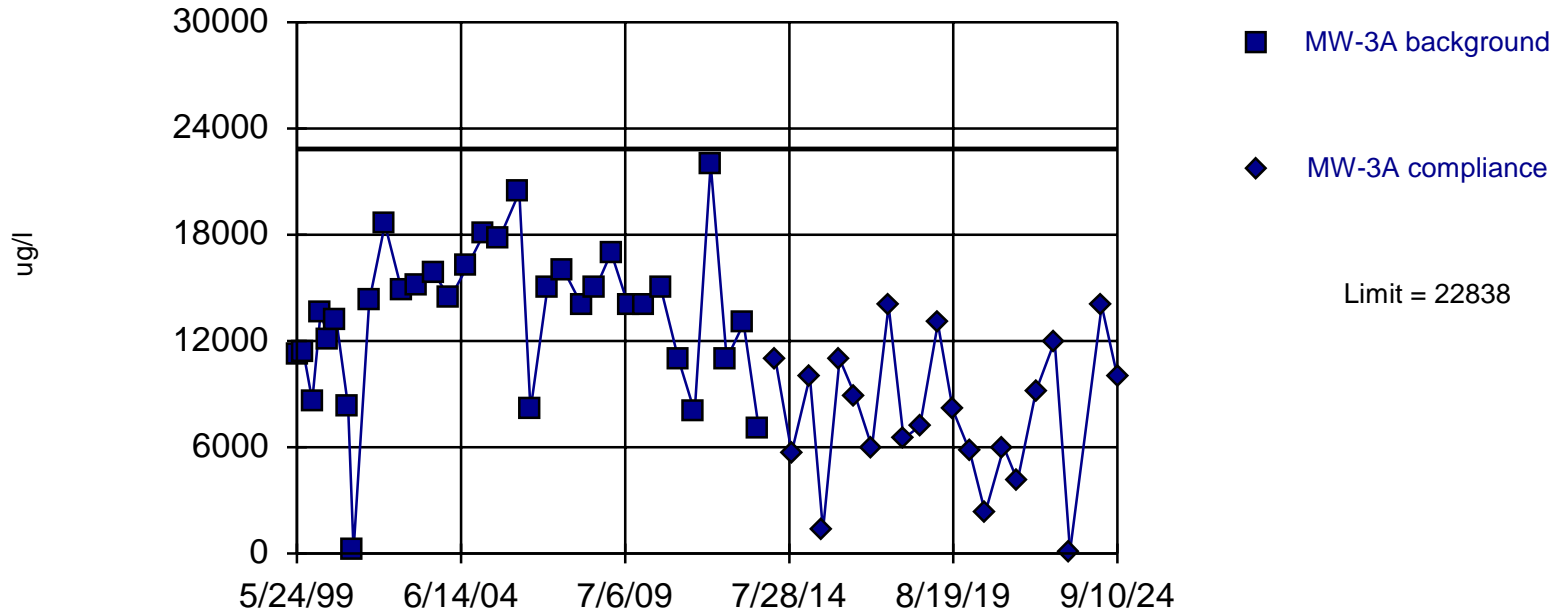


Non-parametric test used in lieu of parametric prediction limit because the Shapiro Wilk normality test showed the data to be non-normal at the 0.01 alpha level. Limit is highest of 37 background values. 10.81% NDs. Well-constituent pair annual alpha = 0.002721. Individual comparison alpha = 0.001361 (1 of 2). Insufficient data to test for seasonality: data were not deseasonalized.

Constituent: Barium Total Analysis Run 1/31/2025 10:25 AM
City of Little Rock Client: Terracon Data: CoLR Sanitas Database

Within Limit

Prediction Limit Intrawell Parametric

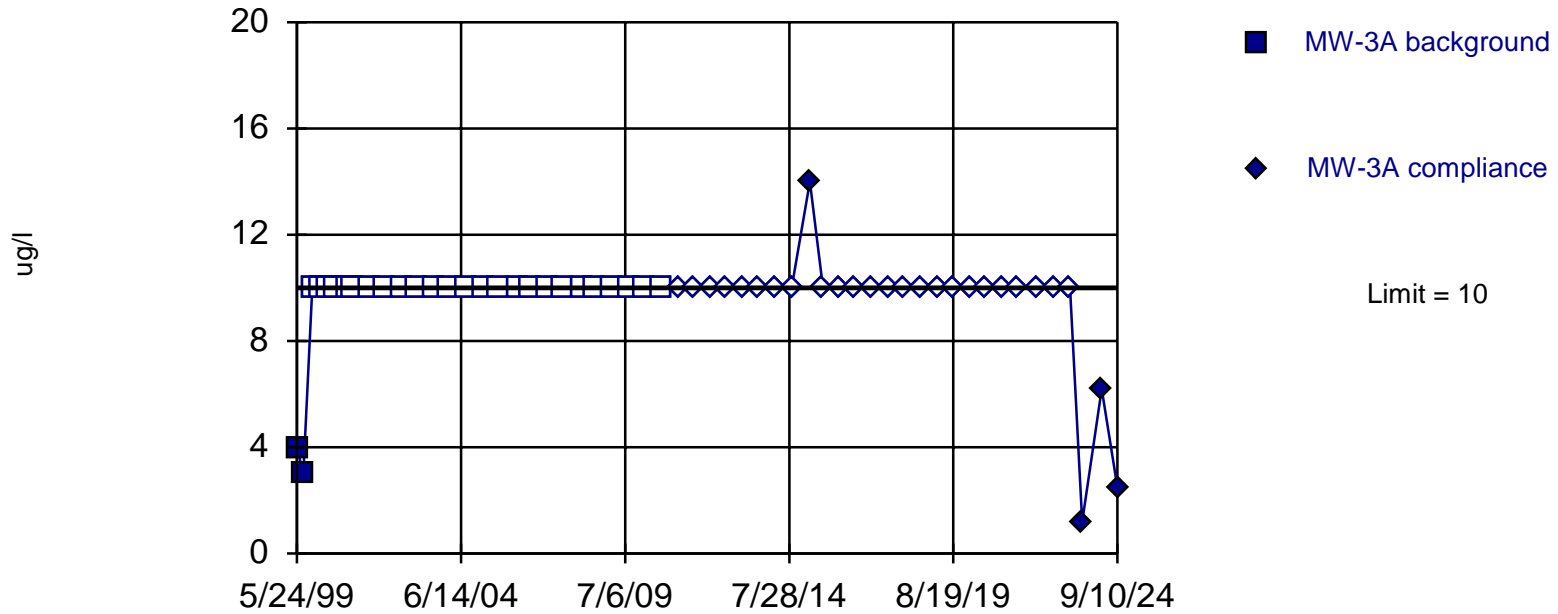


Background Data Summary: Mean=13468, Std. Dev.=4271, n=33. Insufficient data to test for seasonality: data were not deseasonalized. Normality test: Shapiro Wilk @alpha = 0.01, calculated = 0.9558, critical = 0.906. Kappa = 2.194 (c=22, w=4, 1 of 2, event alpha = 0.05132). Report alpha = 0.0005985.

Constituent: Iron Total Analysis Run 1/31/2025 10:25 AM
City of Little Rock Client: Terracon Data: CoLR Sanitas Database

Within Limit

Prediction Limit Intrawell Non-parametric

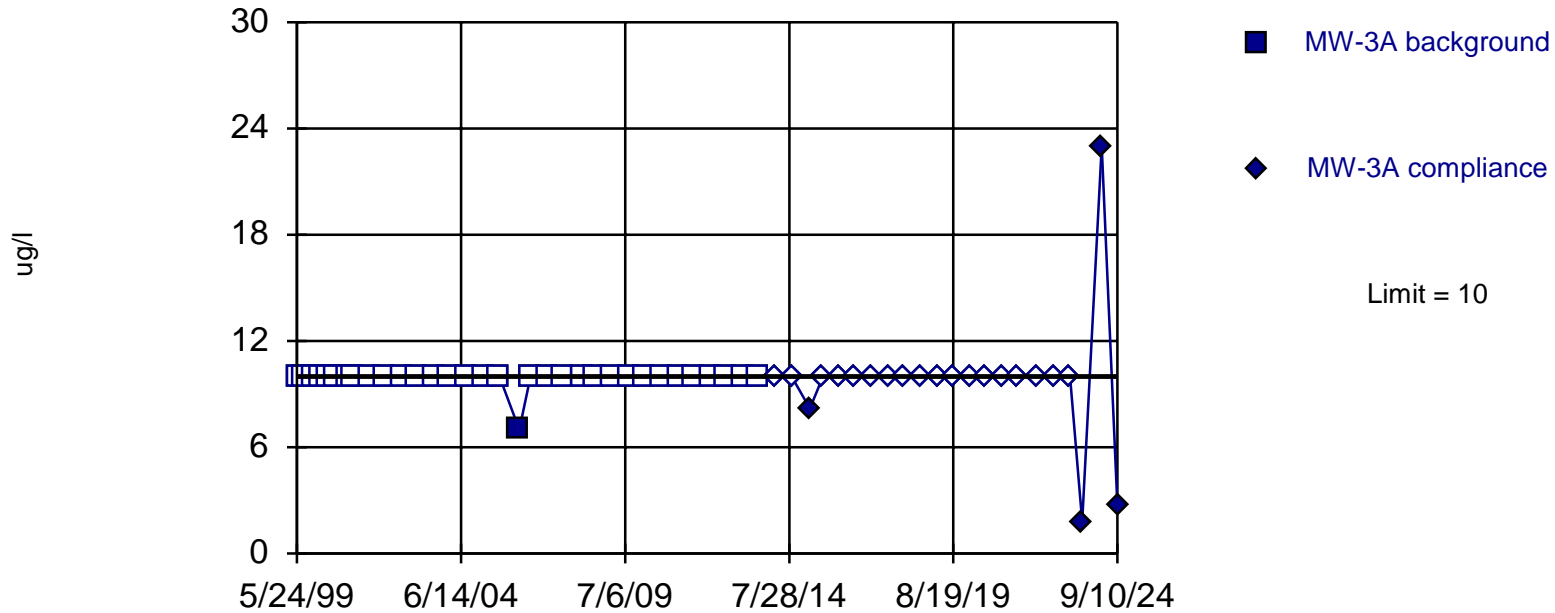


Non-parametric test used in lieu of parametric prediction limit because censored data exceeded 50%. Limit is highest of 27 background values. 92.59% NDs. Well-constituent pair annual alpha = 0.004998. Individual comparison alpha = 0.002502 (1 of 2). Insufficient data to test for seasonality: data were not deseasonalized.

Constituent: Nickel Total Analysis Run 1/31/2025 10:26 AM
City of Little Rock Client: Terracon Data: CoLR Sanitas Database

Within Limit

Prediction Limit Intrawell Non-parametric

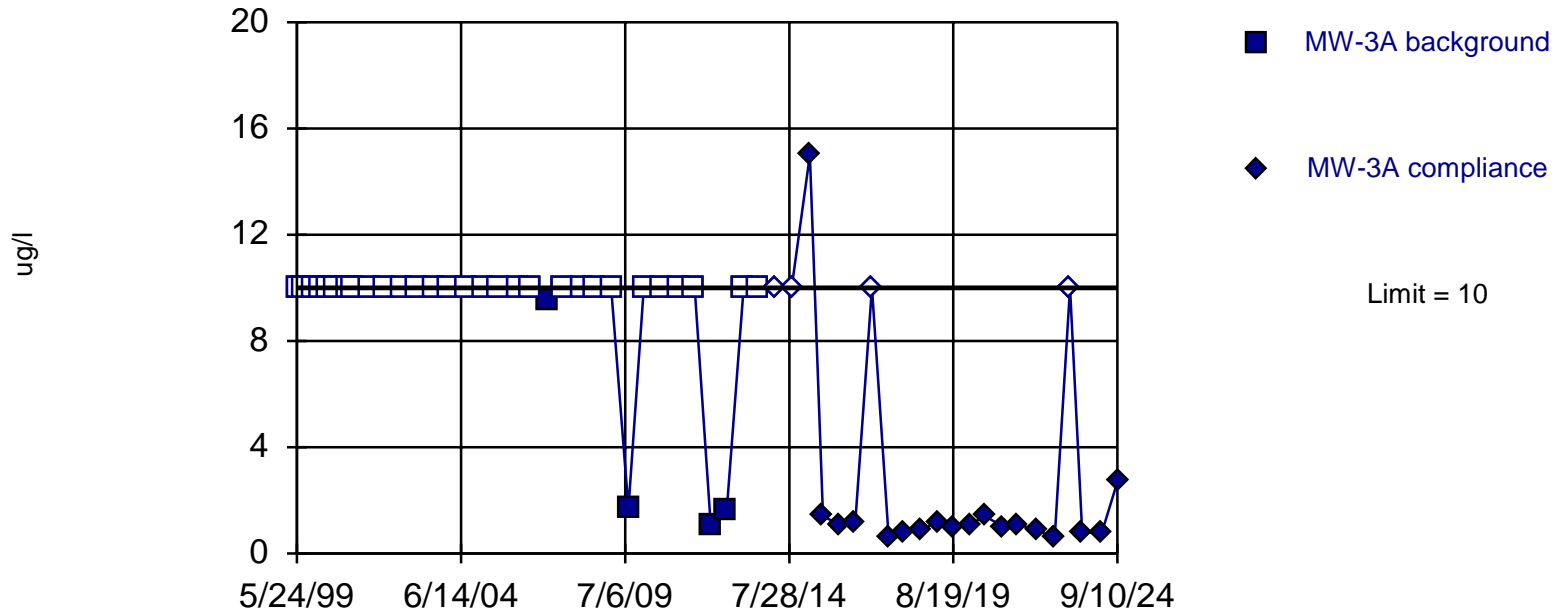


Non-parametric test used in lieu of parametric prediction limit because censored data exceeded 50%. Limit is highest of 33 background values. 96.97% NDs. Well-constituent pair annual alpha = 0.003399. Individual comparison alpha = 0.001701 (1 of 2). Insufficient data to test for seasonality: data were not deseasonalized.

Constituent: Vanadium Total Analysis Run 1/31/2025 10:26 AM
City of Little Rock Client: Terracon Data: CoLR Sanitas Database

Within Limit

Prediction Limit Intrawell Non-parametric

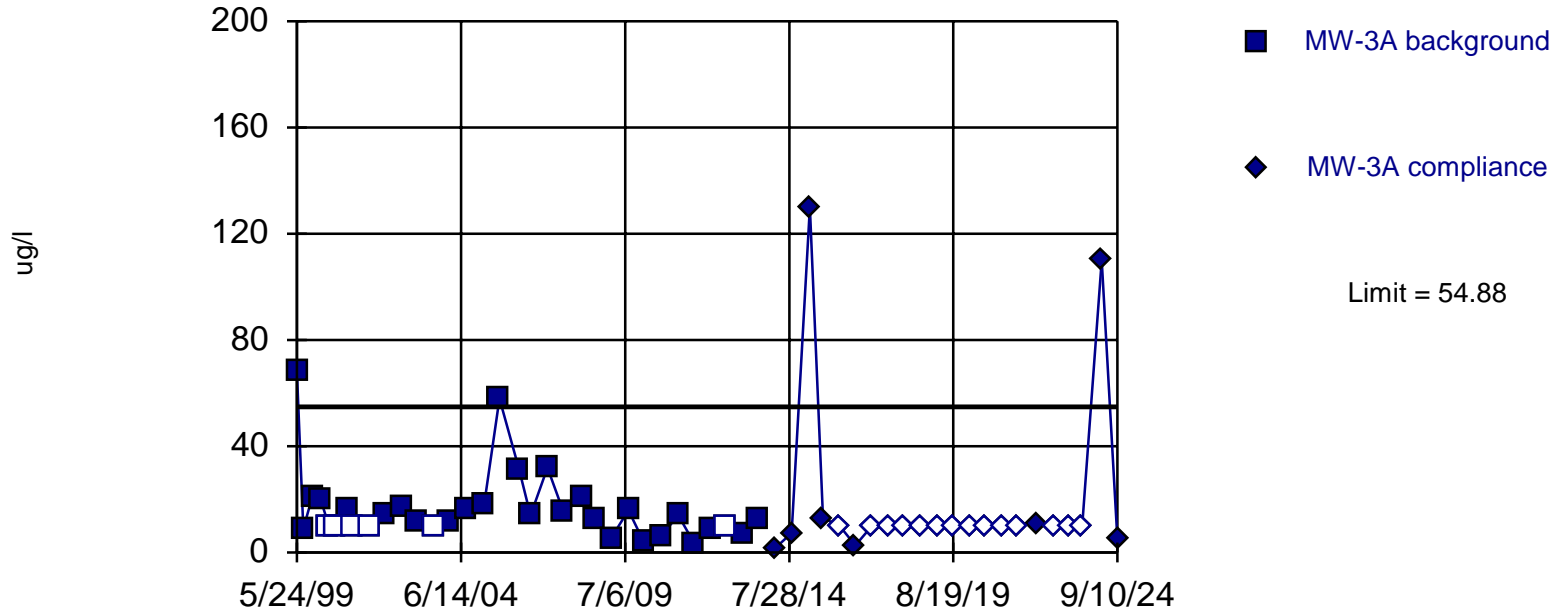


Non-parametric test used in lieu of parametric prediction limit because censored data exceeded 50%. Limit is highest of 33 background values. 87.88% NDs. Well-constituent pair annual alpha = 0.003399. Individual comparison alpha = 0.001701 (1 of 2). Insufficient data to test for seasonality: data were not deseasonalized.

Constituent: Copper Total Analysis Run 1/31/2025 10:27 AM
City of Little Rock Client: Terracon Data: CoLR Sanitas Database

Within Limit

Prediction Limit Intrawell Parametric

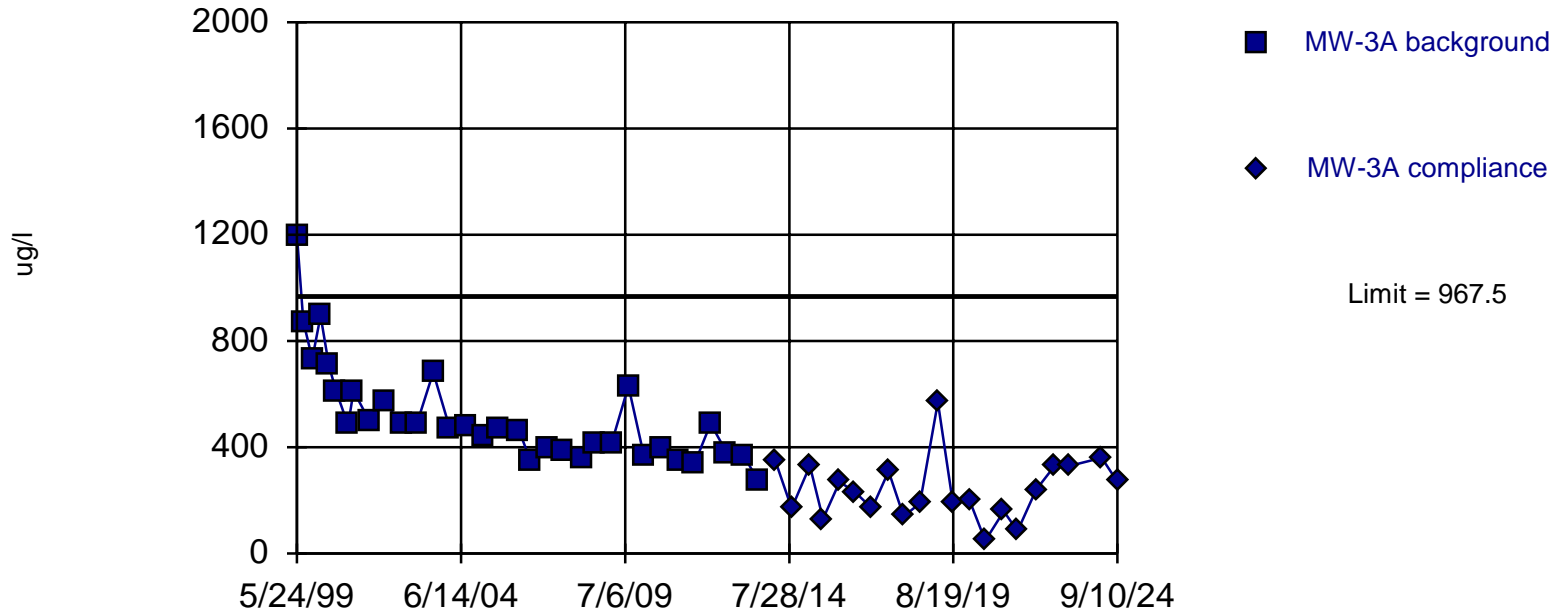


Background Data Summary (based on natural log transformation) (after Kaplan-Meier Adjustment): Mean=2.32, Std. Dev.=0.7682, n=33, 18.18% NDs. Insufficient data to test for seasonality: data were not deseasonalized. Normality test: Shapiro Wilk @alpha = 0.01, calculated = 0.9575, critical = 0.906. Kappa = 2.194 (c=22, w=4, 1 of 2, event alpha = 0.05132). Report alpha = 0.0005985.

Constituent: Zinc Total Analysis Run 1/31/2025 10:27 AM
City of Little Rock Client: Terracon Data: CoLR Sanitas Database

Within Limit

Prediction Limit Intrawell Parametric

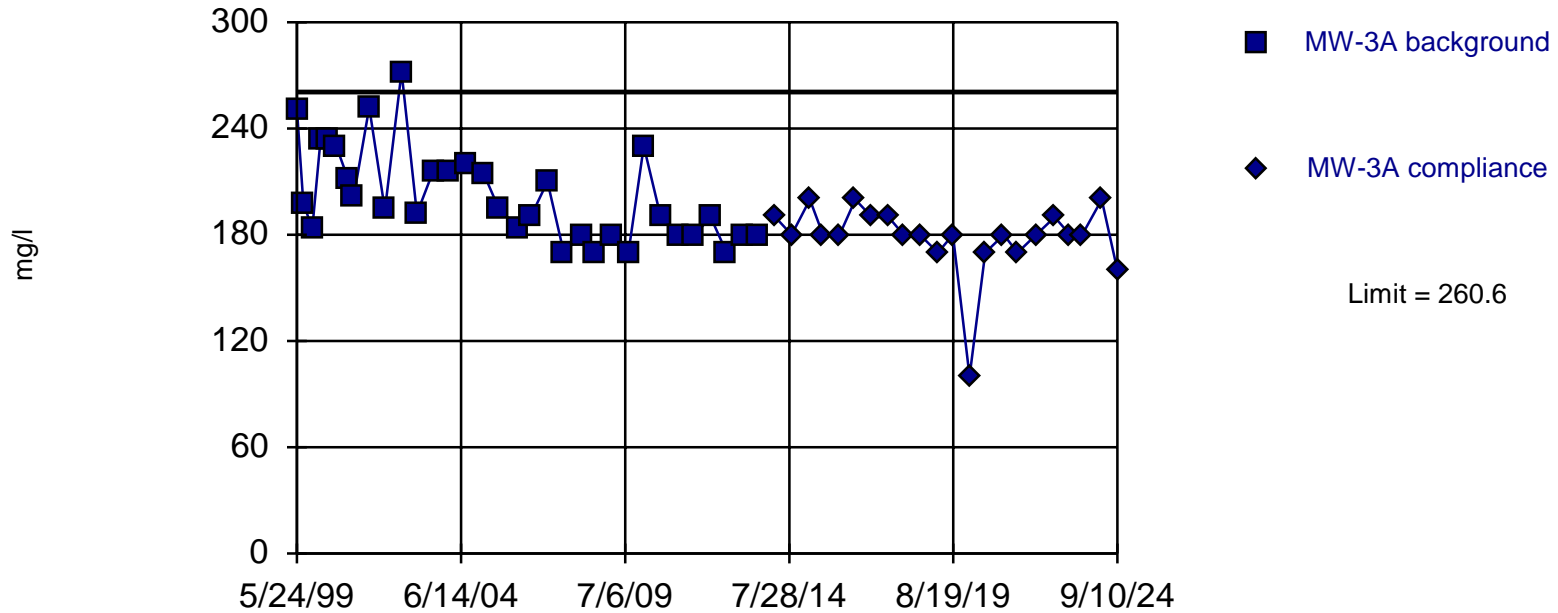


Background Data Summary (based on cube root transformation): Mean=7.93, Std. Dev.=0.8934, n=33. Insufficient data to test for seasonality: data were not deseasonalized. Normality test: Shapiro Wilk @alpha = 0.01, calculated = 0.9167, critical = 0.906. Kappa = 2.194 (c=22, w=4, 1 of 2, event alpha = 0.05132). Report alpha = 0.0005985.

Constituent: Manganese Total Analysis Run 1/31/2025 10:27 AM
City of Little Rock Client: Terracon Data: CoLR Sanitas Database

Within Limit

Prediction Limit Intrawell Parametric



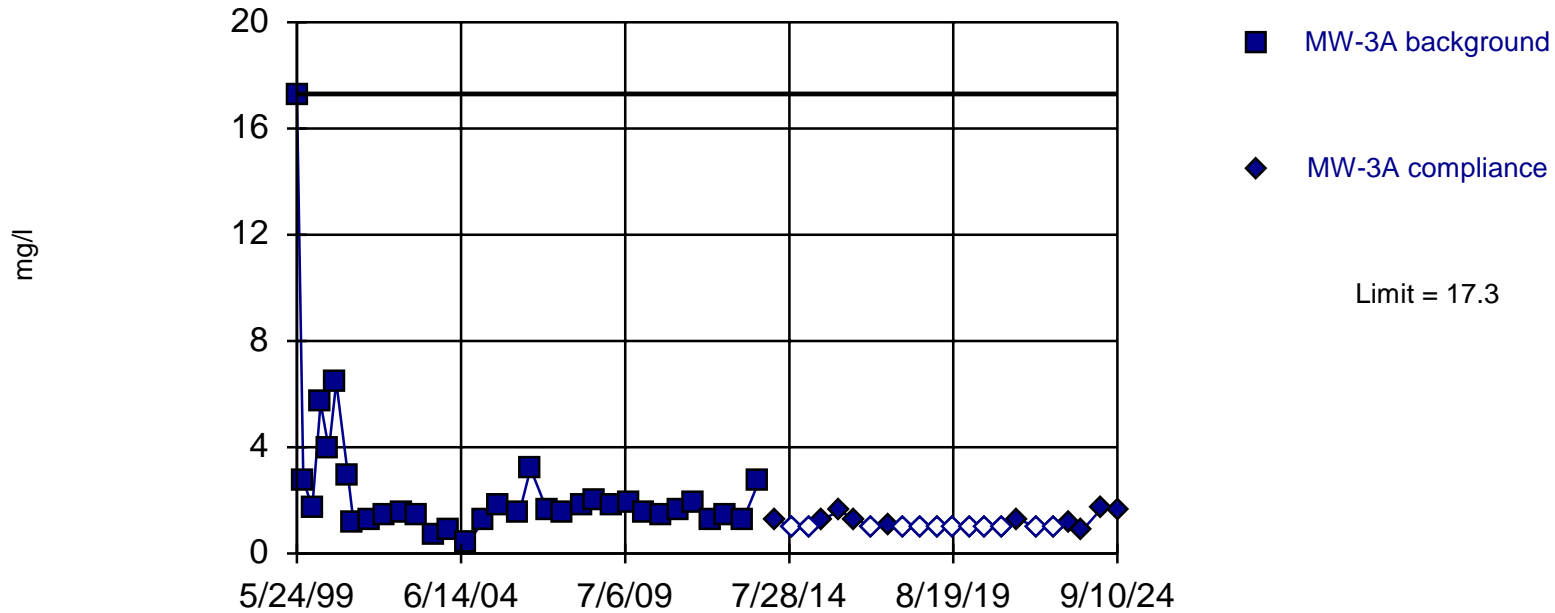
Background Data Summary: Mean=202, Std. Dev.=26.68, n=33. Insufficient data to test for seasonality: data were not deseasonalized. Normality test: Shapiro Wilk @alpha = 0.01, calculated = 0.9096, critical = 0.906. Kappa = 2.194 (c=22, w=4, 1 of 2, event alpha = 0.05132). Report alpha = 0.0005985.

Constituent: Total Dissolved Solids [TDS] Analysis Run 1/31/2025 10:28 AM

City of Little Rock Client: Terracon Data: CoLR Sanitas Database

Within Limit

Prediction Limit Intrawell Non-parametric



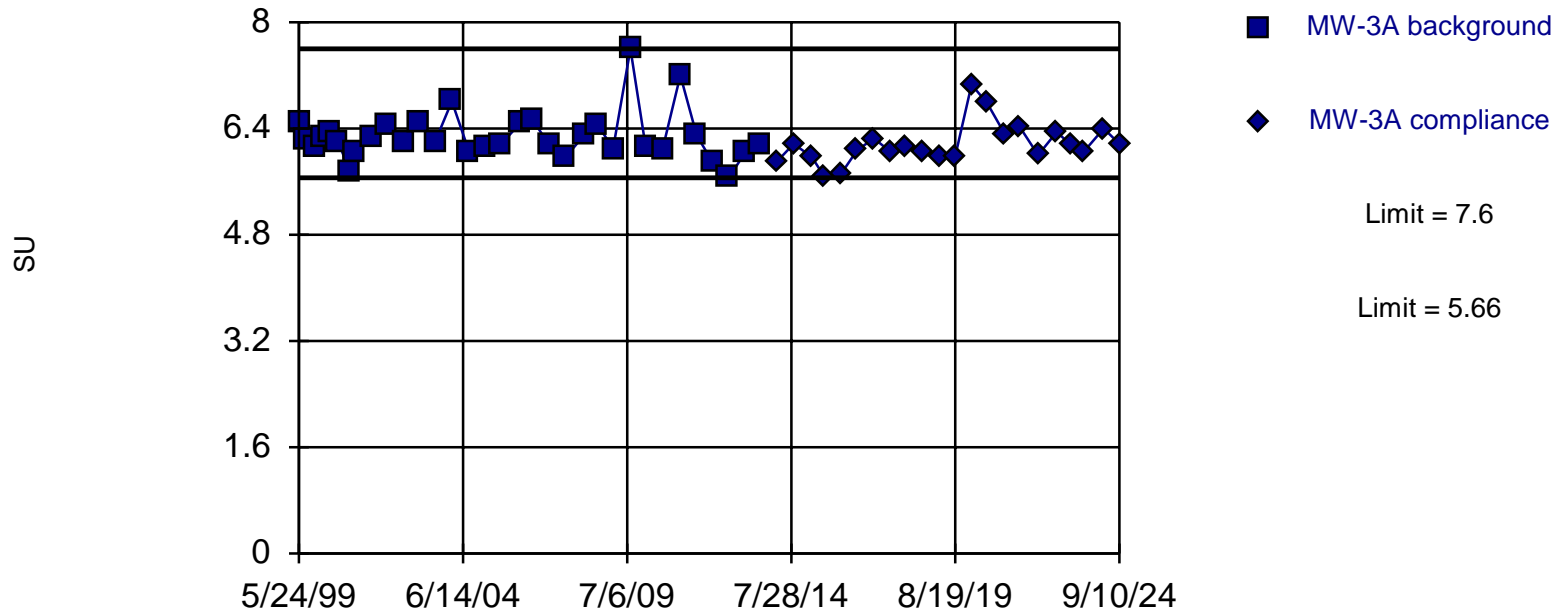
Non-parametric test used in lieu of parametric prediction limit because the Shapiro Wilk normality test showed the data to be non-normal at the 0.01 alpha level. Limit is highest of 33 background values. Well-constituent pair annual alpha = 0.003399. Individual comparison alpha = 0.001701 (1 of 2). Insufficient data to test for seasonality: data were not deseasonalized.

Constituent: Total Organic Carbon [TOC] Analysis Run 1/31/2025 10:28 AM

City of Little Rock Client: Terracon Data: CoLR Sanitas Database

Within Limits

Prediction Limit Intrawell Non-parametric



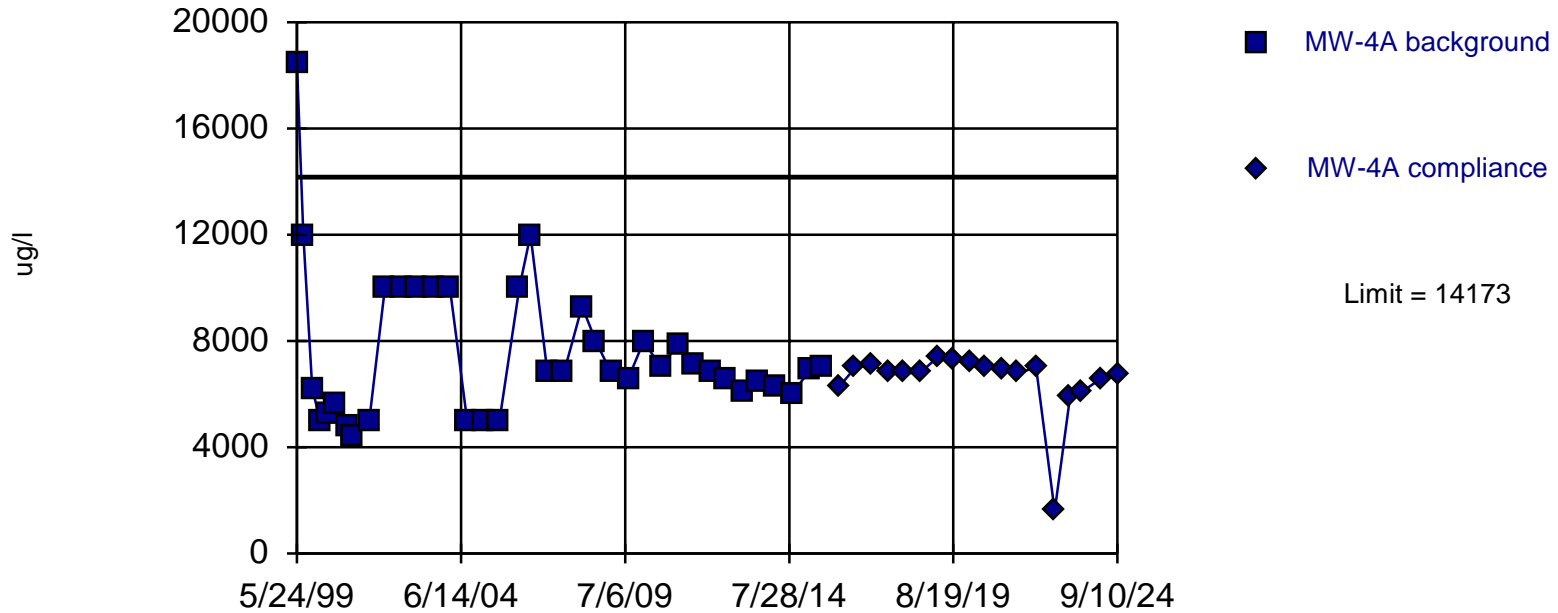
Non-parametric test used in lieu of parametric prediction limit because the Shapiro Wilk normality test showed the data to be non-normal at the 0.01 alpha level. Limits are highest and lowest of 33 background values. Well-constituent pair annual alpha = 0.006798. Individual comparison alpha = 0.003402 (1 of 2). Insufficient data to test for seasonality: data were not deseasonalized.

Constituent: pH Analysis Run 1/31/2025 10:28 AM

City of Little Rock Client: Terracon Data: CoLR Sanitas Database

Within Limit

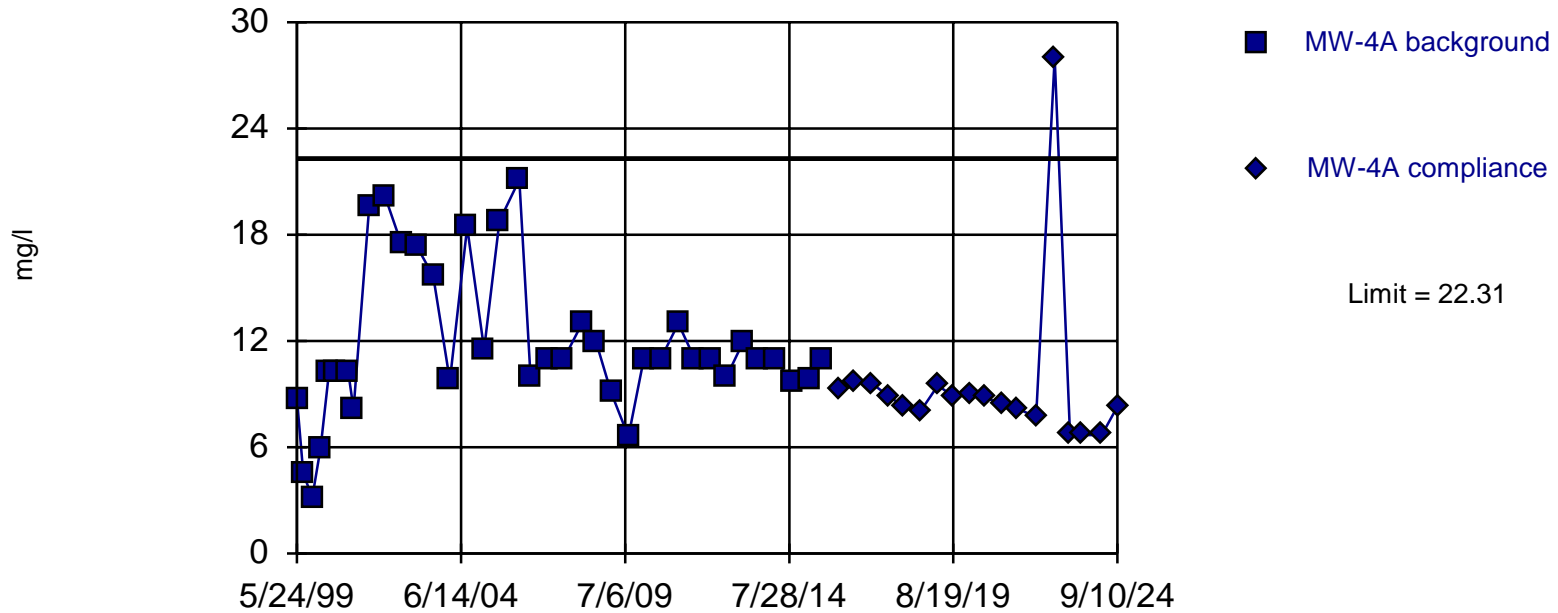
Prediction Limit Intrawell Parametric



Background Data Summary (based on natural log transformation): Mean=8.881, Std. Dev.=0.3131, n=37. Insufficient data to test for seasonality: data were not deseasonalized. Normality test: Shapiro Wilk @alpha = 0.01, calculated = 0.9347, critical = 0.914. Kappa = 2.166 (c=22, w=4, 1 of 2, event alpha = 0.05132). Report alpha = 0.0005985.

Within Limit

Prediction Limit Intrawell Parametric

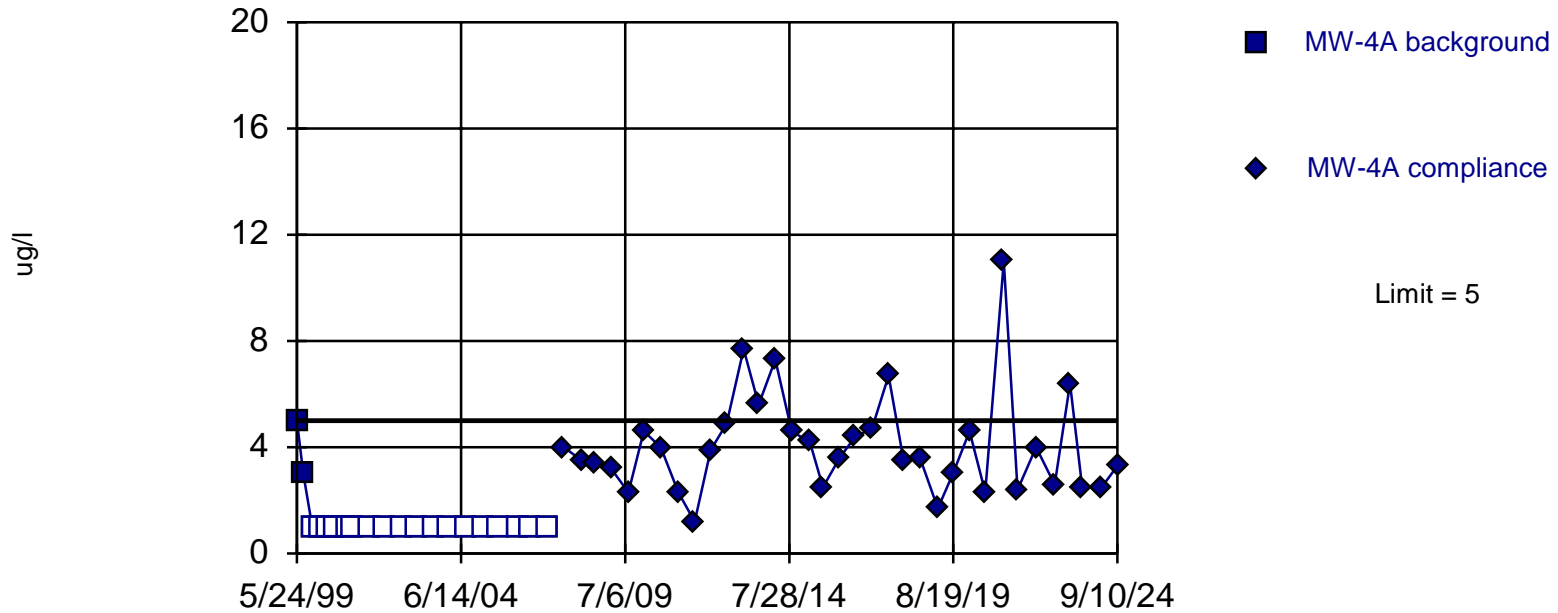


Background Data Summary (based on square root transformation): Mean=3.375, Std. Dev.=0.6226, n=37. Insufficient data to test for seasonality: data were not deseasonalized. Normality test: Shapiro Wilk @alpha = 0.01, calculated = 0.9275, critical = 0.914. Kappa = 2.166 (c=22, w=4, 1 of 2, event alpha = 0.05132). Report alpha = 0.0005985.

Constituent: Sulfate Analysis Run 1/31/2025 10:30 AM
City of Little Rock Client: Terracon Data: CoLR Sanitas Database

Within Limit

Prediction Limit Intrawell Non-parametric



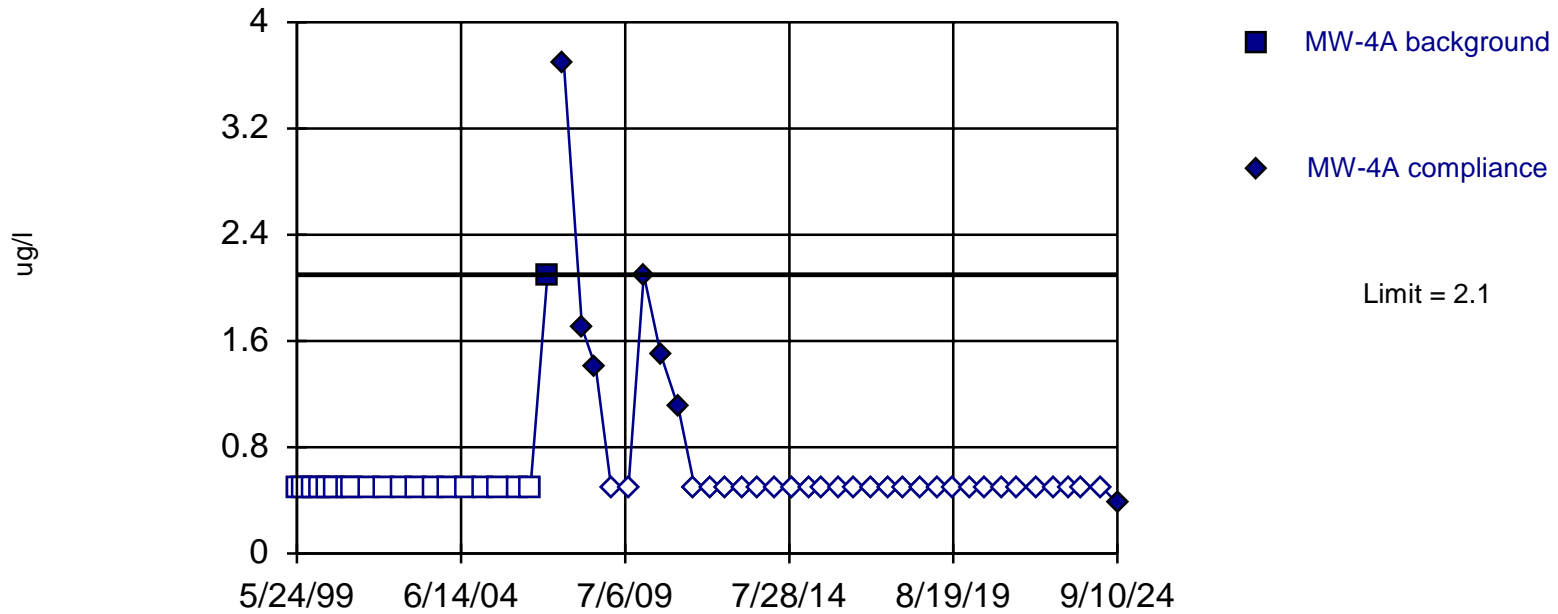
Non-parametric test used in lieu of parametric prediction limit because censored data exceeded 50%. Limit is highest of 20 background values. 90% NDs. Well-constituent pair annual alpha = 0.008564. Individual comparison alpha = 0.004291 (1 of 2). Insufficient data to test for seasonality: data were not deseasonalized.

Constituent: Arsenic Total Analysis Run 1/31/2025 10:30 AM
City of Little Rock Client: Terracon Data: CoLR Sanitas Database

Within Limit

Prediction Limit

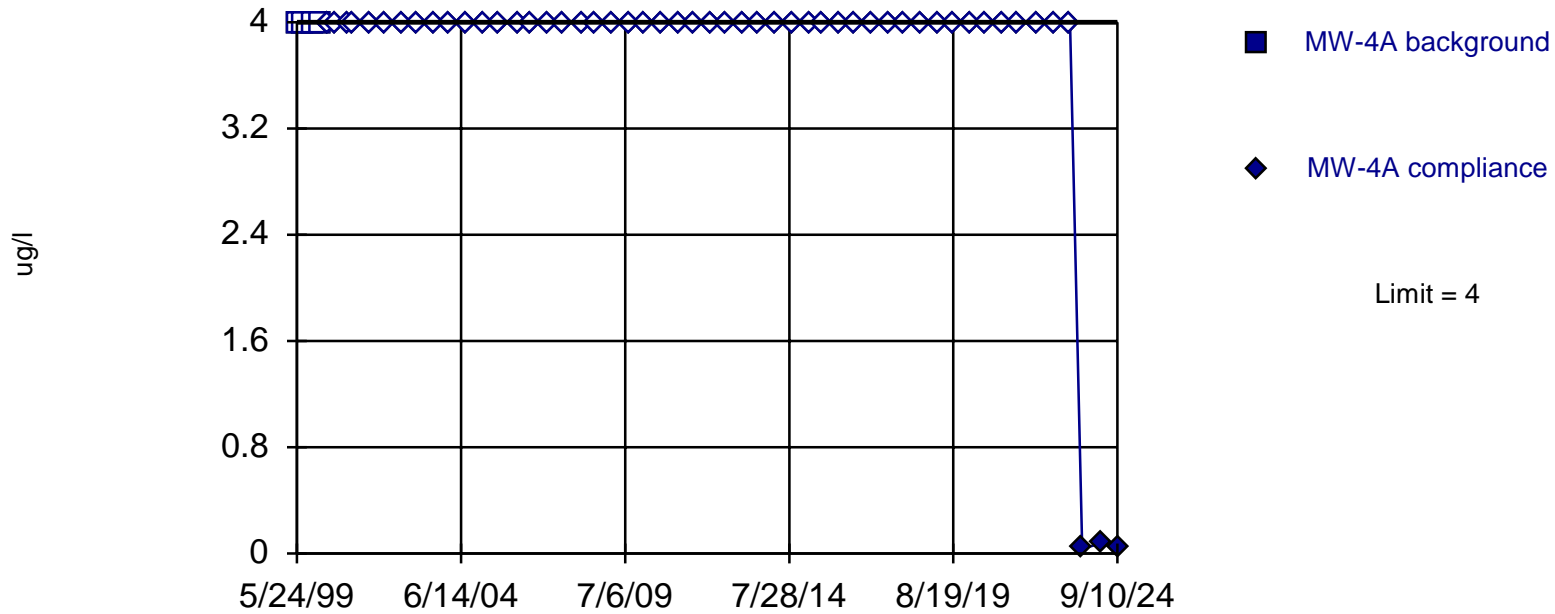
Intrawell Non-parametric



Non-parametric test used in lieu of parametric prediction limit because censored data exceeded 50%. Limit is highest of 20 background values. 95% NDs. Well-constituent pair annual alpha = 0.008564. Individual comparison alpha = 0.004291 (1 of 2). Insufficient data to test for seasonality: data were not deseasonalized.

Within Limit

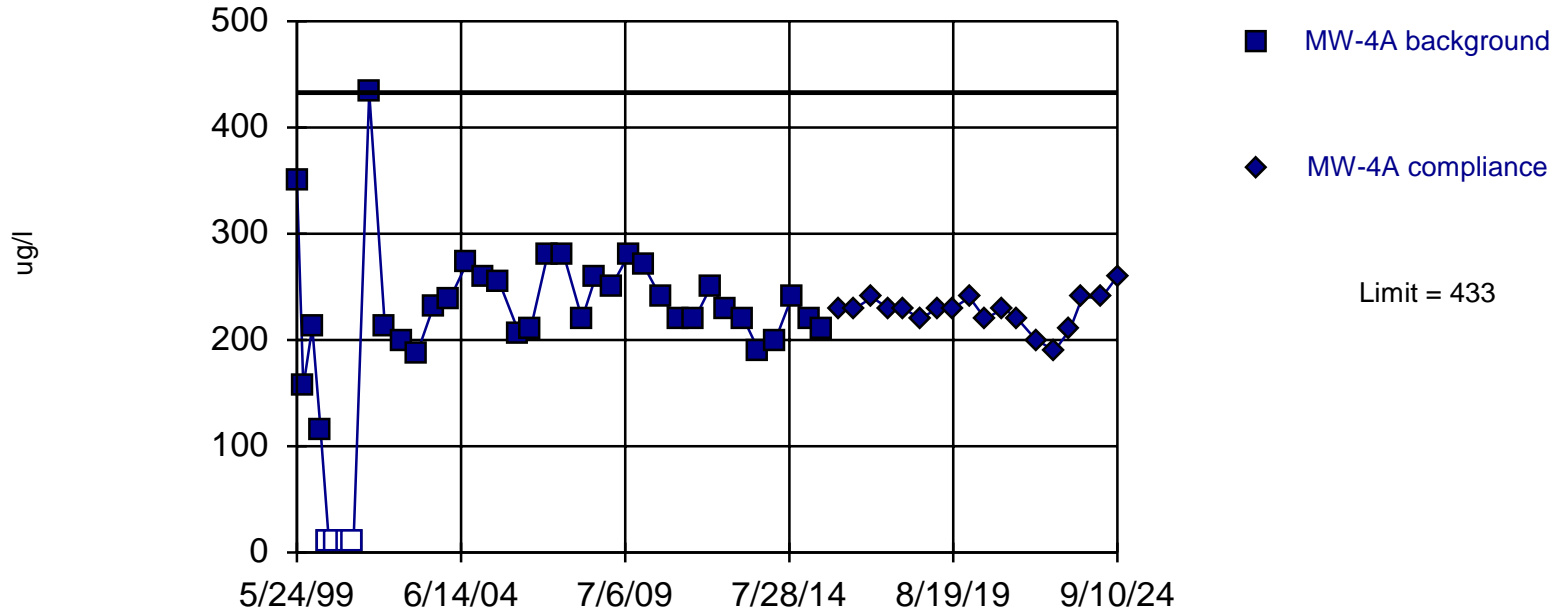
Prediction Limit Intrawell Non-parametric



Non-parametric test used in lieu of parametric prediction limit because censored data exceeded 50%. All background values ($n = 4$) were censored; limit is most recent reporting limit. Well-constituent pair annual alpha = 0.119. Individual comparison alpha = 0.06138 (1 of 2). Insufficient data to test for seasonality: data were not deseasonalized.

Within Limit

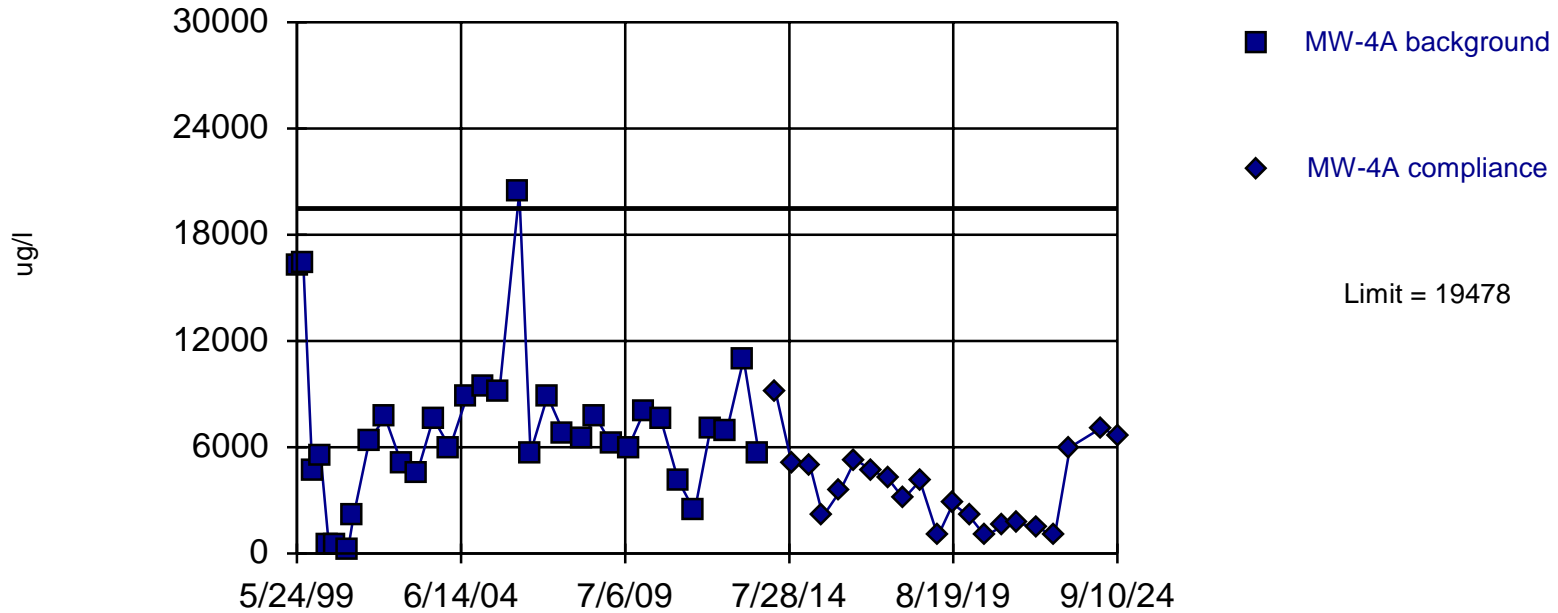
Prediction Limit Intrawell Non-parametric



Non-parametric test used in lieu of parametric prediction limit because the Shapiro Wilk normality test showed the data to be non-normal at the 0.01 alpha level. Limit is highest of 37 background values. 10.81% NDs. Well-constituent pair annual alpha = 0.002721. Individual comparison alpha = 0.001361 (1 of 2). Insufficient data to test for seasonality: data were not deseasonalized.

Within Limit

Prediction Limit Intrawell Parametric

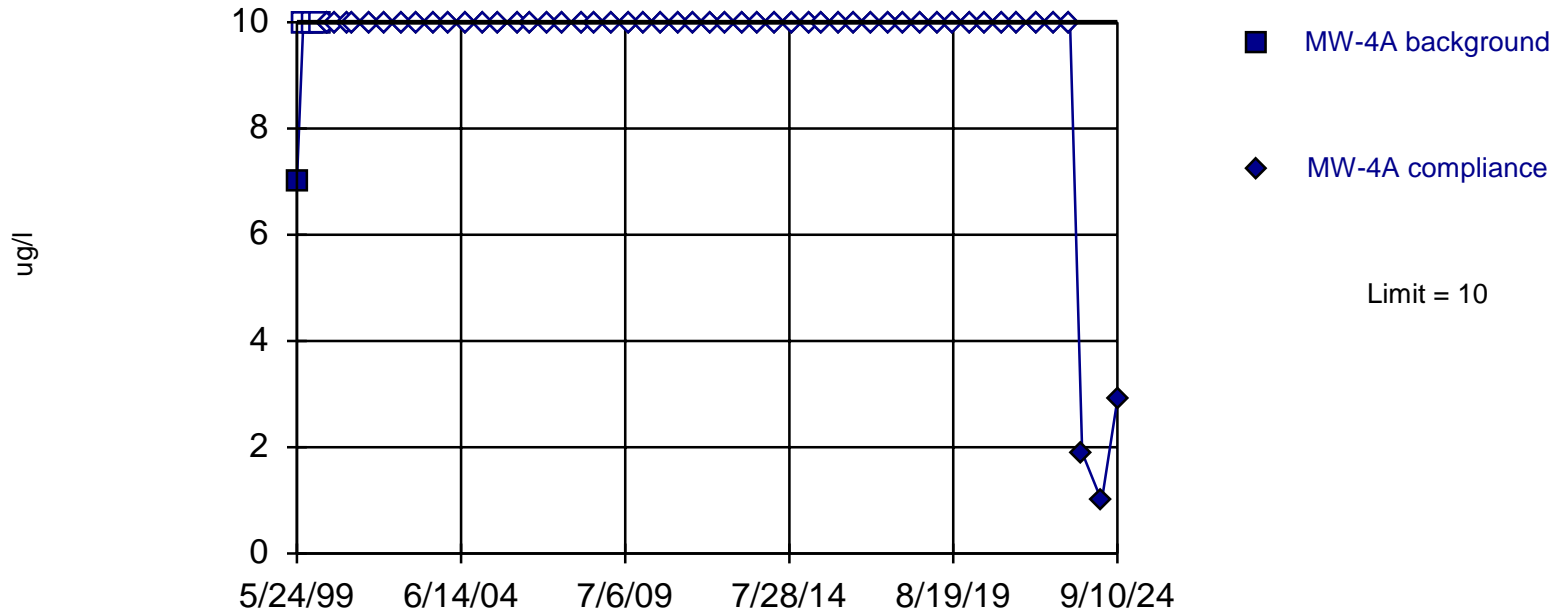


Background Data Summary (based on square root transformation): Mean=79.36, Std. Dev.=27.44, n=33. Insufficient data to test for seasonality: data were not deseasonalized. Normality test: Shapiro Wilk @alpha = 0.01, calculated = 0.9256, critical = 0.906. Kappa = 2.194 (c=22, w=4, 1 of 2, event alpha = 0.05132). Report alpha = 0.0005985.

Constituent: Iron Total Analysis Run 1/31/2025 10:34 AM
City of Little Rock Client: Terracon Data: CoLR Sanitas Database

Within Limit

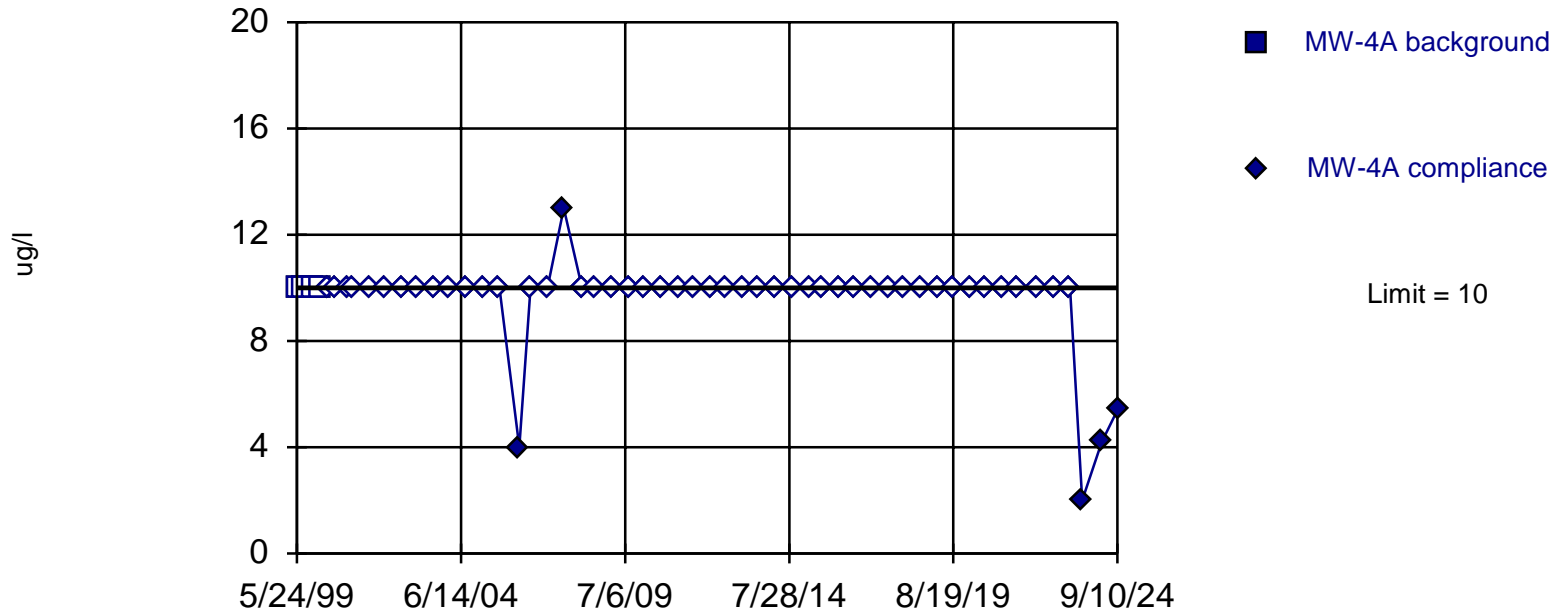
Prediction Limit Intrawell Non-parametric



Non-parametric test used in lieu of parametric prediction limit because censored data exceeded 50%. Limit is highest of 4 background values. 75% NDs. Well-constituent pair annual alpha = 0.119. Individual comparison alpha = 0.06138 (1 of 2). Insufficient data to test for seasonality: data were not deseasonalized.

Within Limit

Prediction Limit Intrawell Non-parametric

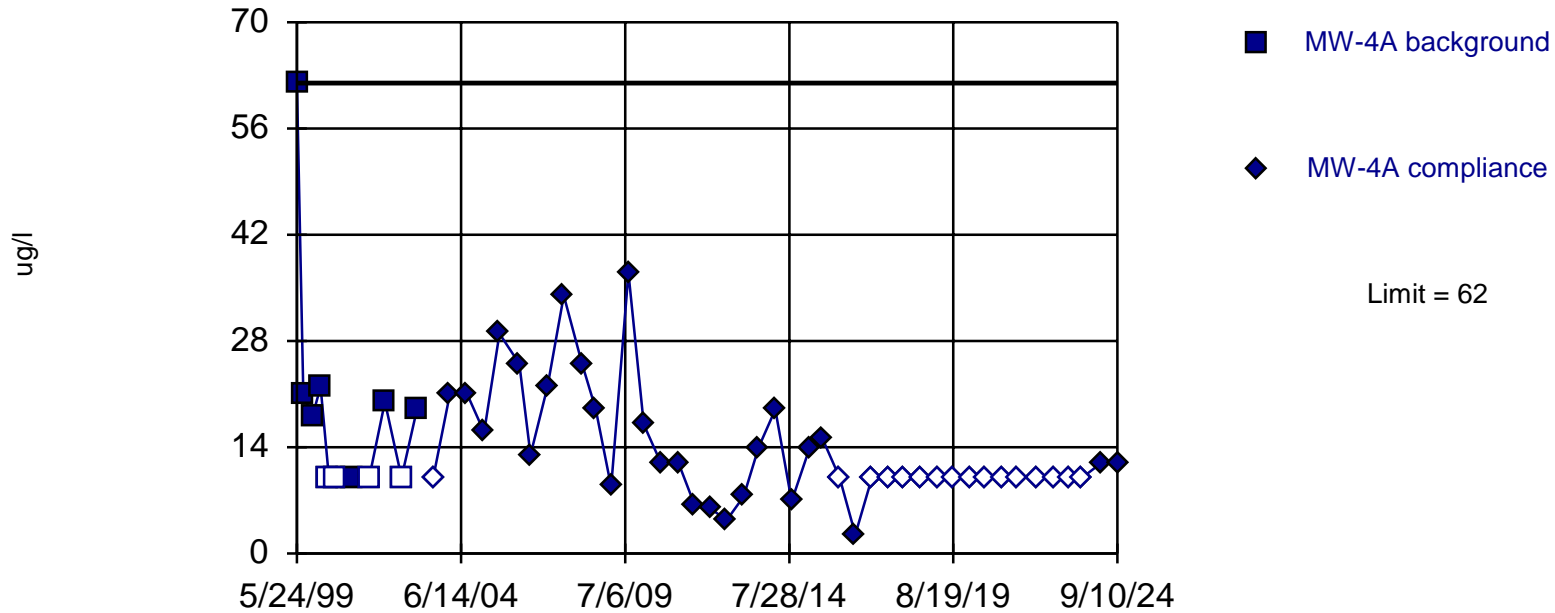


Non-parametric test used in lieu of parametric prediction limit because censored data exceeded 50%. All background values ($n = 4$) were censored; limit is most recent reporting limit. Well-constituent pair annual alpha = 0.119. Individual comparison alpha = 0.06138 (1 of 2). Insufficient data to test for seasonality: data were not deseasonalized.

Constituent: Vanadium Total Analysis Run 1/31/2025 10:34 AM
City of Little Rock Client: Terracon Data: CoLR Sanitas Database

Within Limit

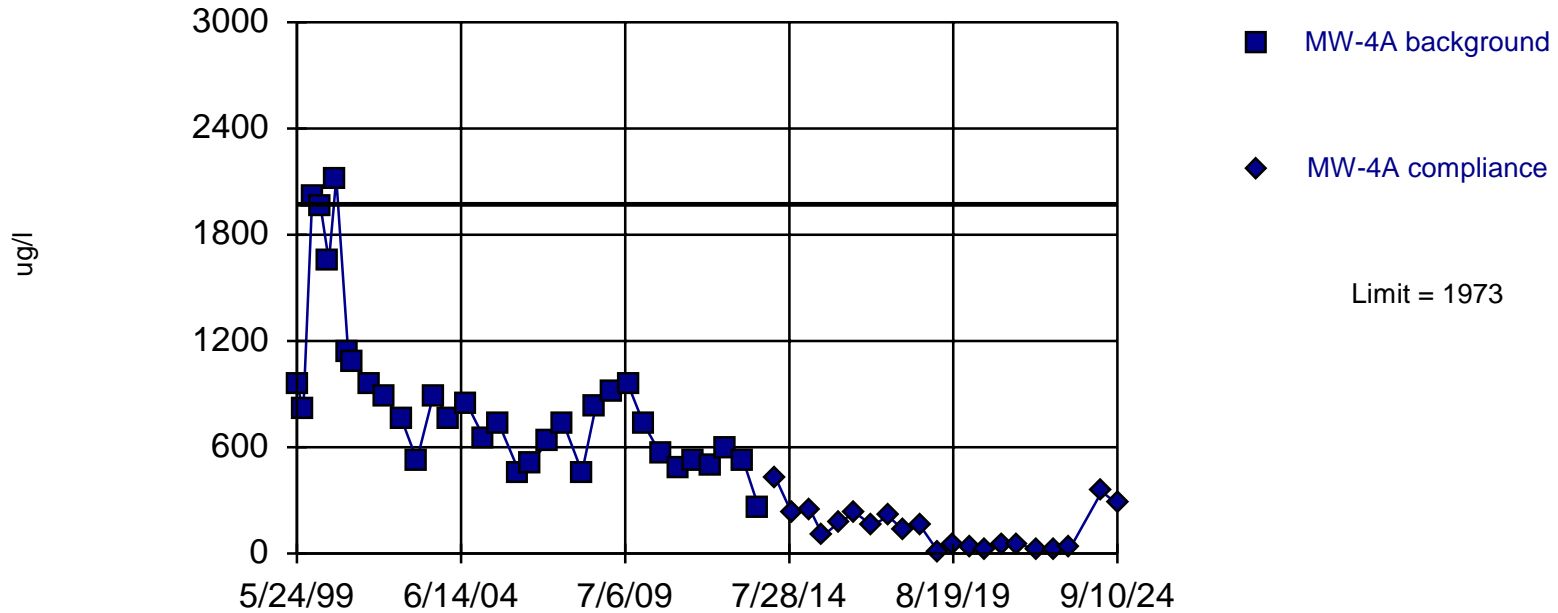
Prediction Limit Intrawell Non-parametric



Non-parametric test used in lieu of parametric prediction limit because the Shapiro Wilk normality test showed the data to be non-normal at the 0.01 alpha level. Limit is highest of 12 background values. 33.33% NDs. Well-constituent pair annual alpha = 0.02143. Individual comparison alpha = 0.01077 (1 of 2). Insufficient data to test for seasonality; data were not deseasonalized.

Within Limit

Prediction Limit Intrawell Parametric



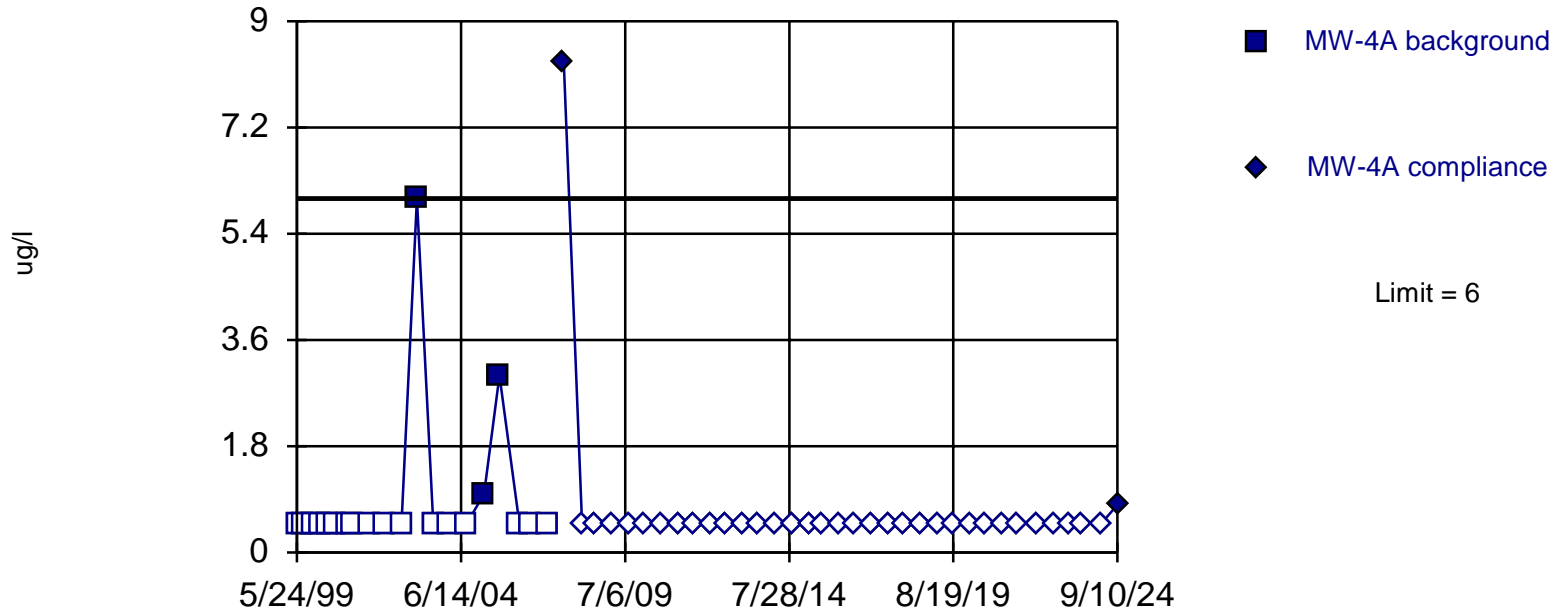
Background Data Summary (based on cube root transformation): Mean=9.274, Std. Dev.=1.49, n=33. Insufficient data to test for seasonality: data were not deseasonalized. Normality test: Shapiro Wilk @alpha = 0.01, calculated = 0.9123, critical = 0.906. Kappa = 2.194 (c=22, w=4, 1 of 2, event alpha = 0.05132). Report alpha = 0.0005985.

Constituent: Manganese Total Analysis Run 1/31/2025 10:36 AM
City of Little Rock Client: Terracon Data: CoLR Sanitas Database

Within Limit

Prediction Limit

Intrawell Non-parametric

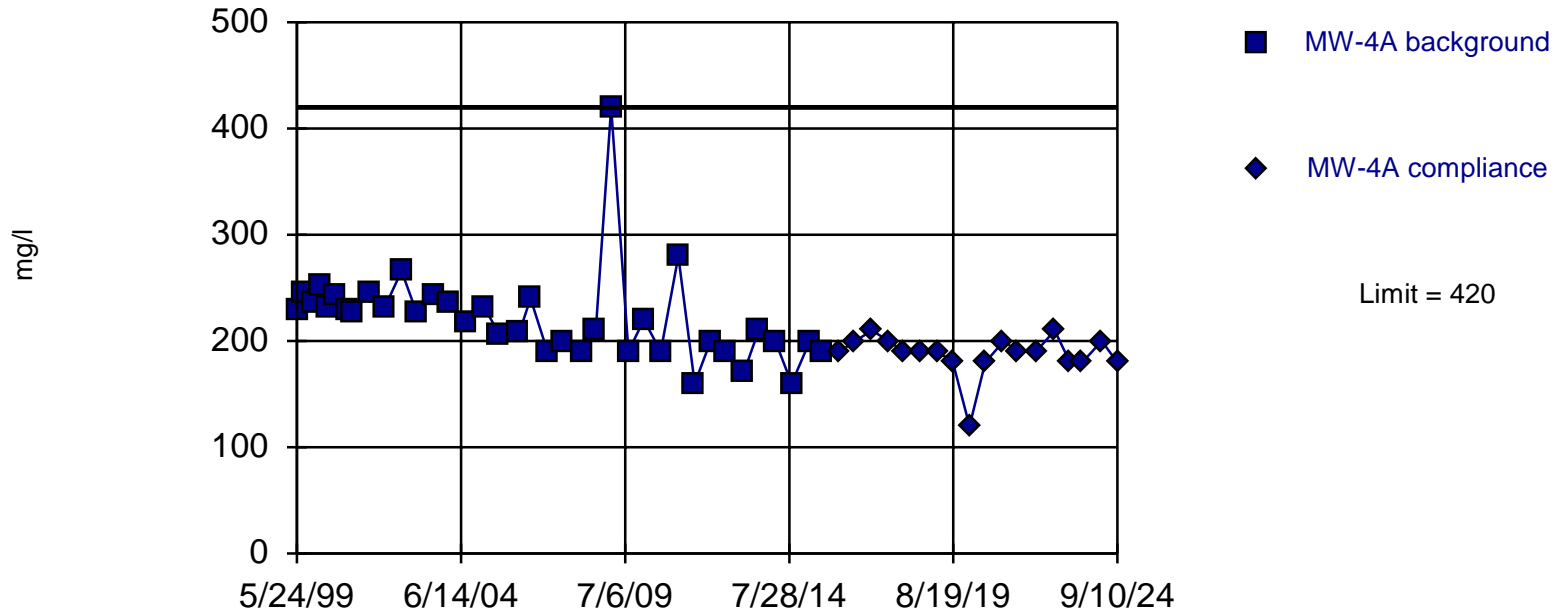


Non-parametric test used in lieu of parametric prediction limit because censored data exceeded 50%. Limit is highest of 20 background values. 85% NDs. Well-constituent pair annual alpha = 0.008564. Individual comparison alpha = 0.004291 (1 of 2). Insufficient data to test for seasonality: data were not deseasonalized.

Constituent: Chromium Total Analysis Run 1/31/2025 10:39 AM
City of Little Rock Client: Terracon Data: CoLR Sanitas Database

Within Limit

Prediction Limit Intrawell Non-parametric



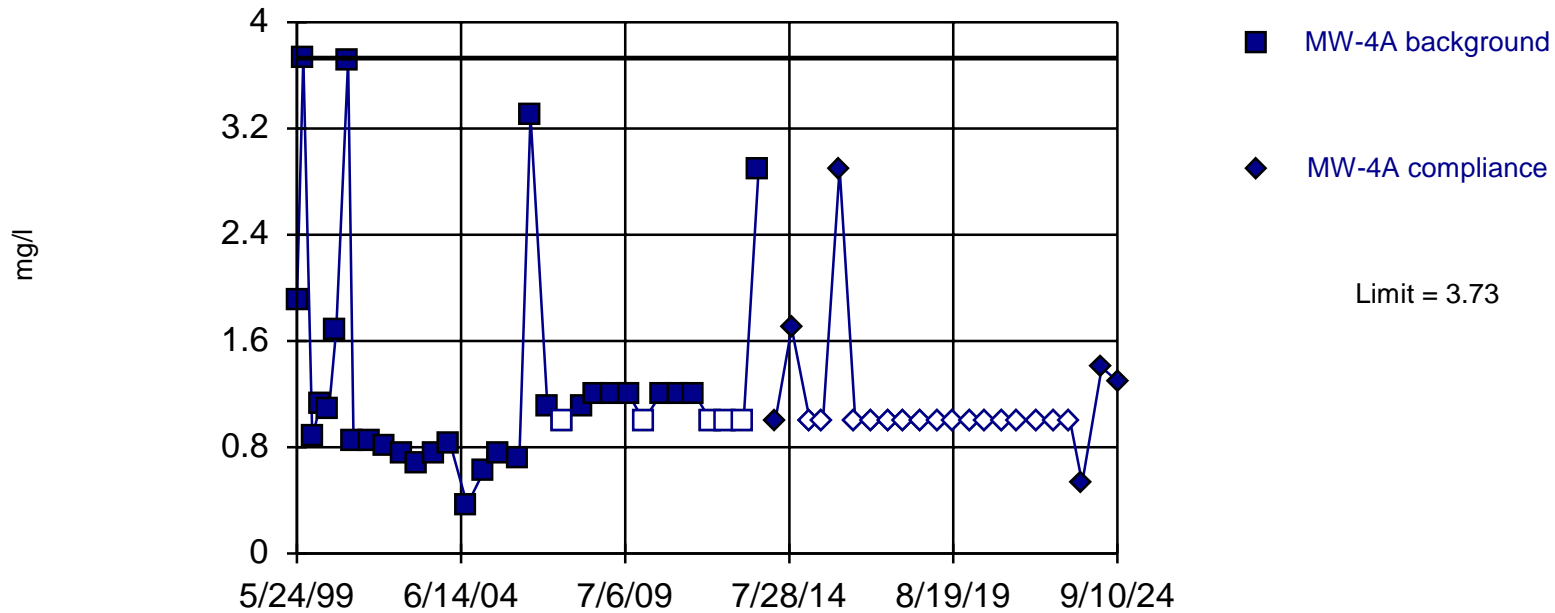
Non-parametric test used in lieu of parametric prediction limit because the Shapiro Wilk normality test showed the data to be non-normal at the 0.01 alpha level. Limit is highest of 37 background values. Well-constituent pair annual alpha = 0.002721. Individual comparison alpha = 0.001361 (1 of 2). Insufficient data to test for seasonality: data were not deseasonalized.

Constituent: Total Dissolved Solids [TDS] Analysis Run 1/31/2025 10:39 AM

City of Little Rock Client: Terracon Data: CoLR Sanitas Database

Within Limit

Prediction Limit Intrawell Non-parametric



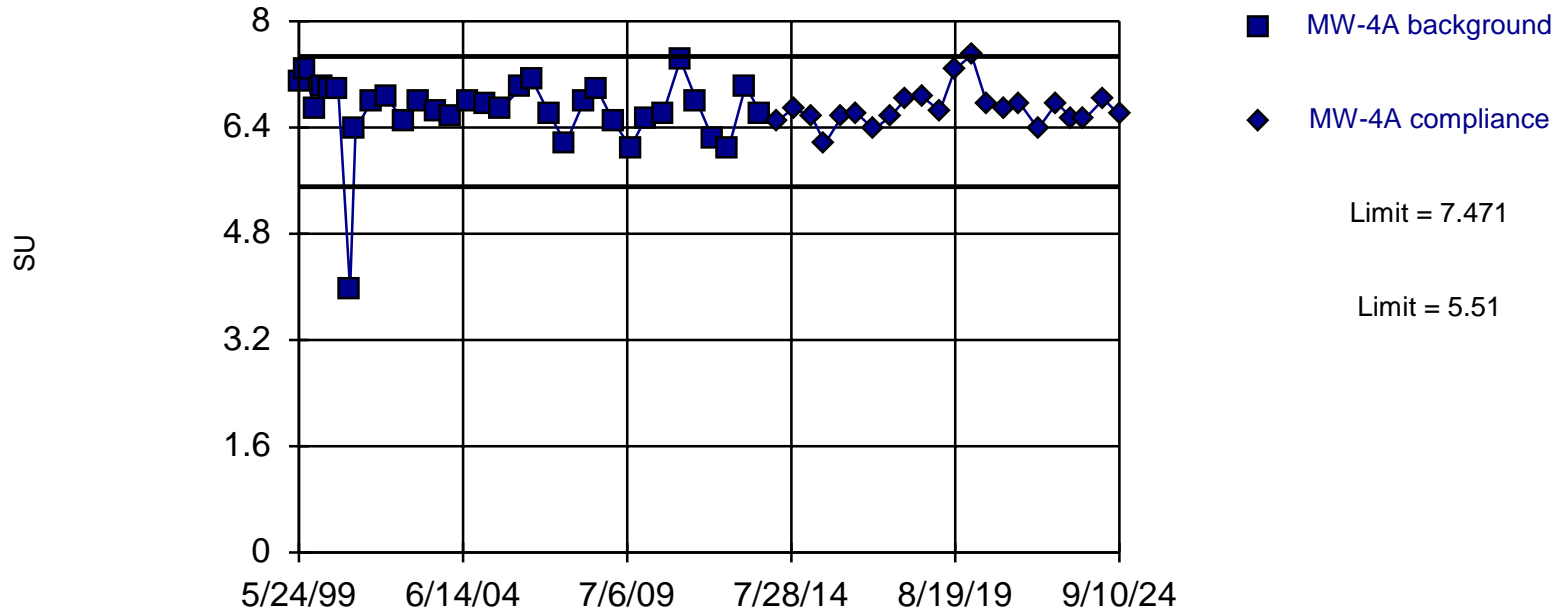
Non-parametric test used in lieu of parametric prediction limit because the Shapiro Wilk normality test showed the data to be non-normal at the 0.01 alpha level. Limit is highest of 33 background values. 15.15% NDs. Well-constituent pair annual alpha = 0.003399. Individual comparison alpha = 0.001701 (1 of 2). Insufficient data to test for seasonality: data were not deseasonalized.

Constituent: Total Organic Carbon [TOC] Analysis Run 1/31/2025 10:40 AM

City of Little Rock Client: Terracon Data: CoLR Sanitas Database

Within Limits

Prediction Limit Intrawell Parametric



Background Data Summary (based on x^4 transformation): Mean=2019, Std. Dev.=500.1, n=33. Insufficient data to test for seasonality: data were not deseasonalized. Normality test: Shapiro Wilk @alpha = 0.01, calculated = 0.9267, critical = 0.906. Kappa = 2.194 (c=22, w=4, 1 of 2, event alpha = 0.05132). Report alpha = 0.0005985.

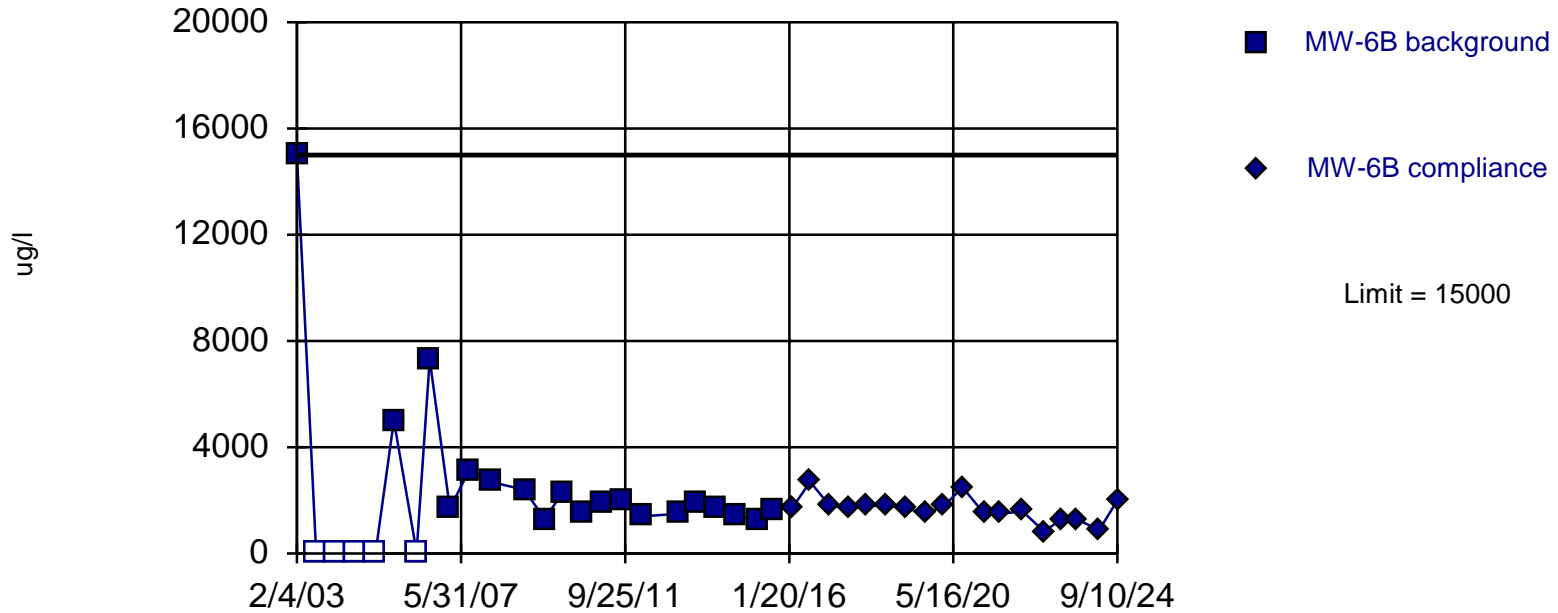
Constituent: pH Analysis Run 1/31/2025 10:40 AM

City of Little Rock Client: Terracon Data: CoLR Sanitas Database

Within Limit

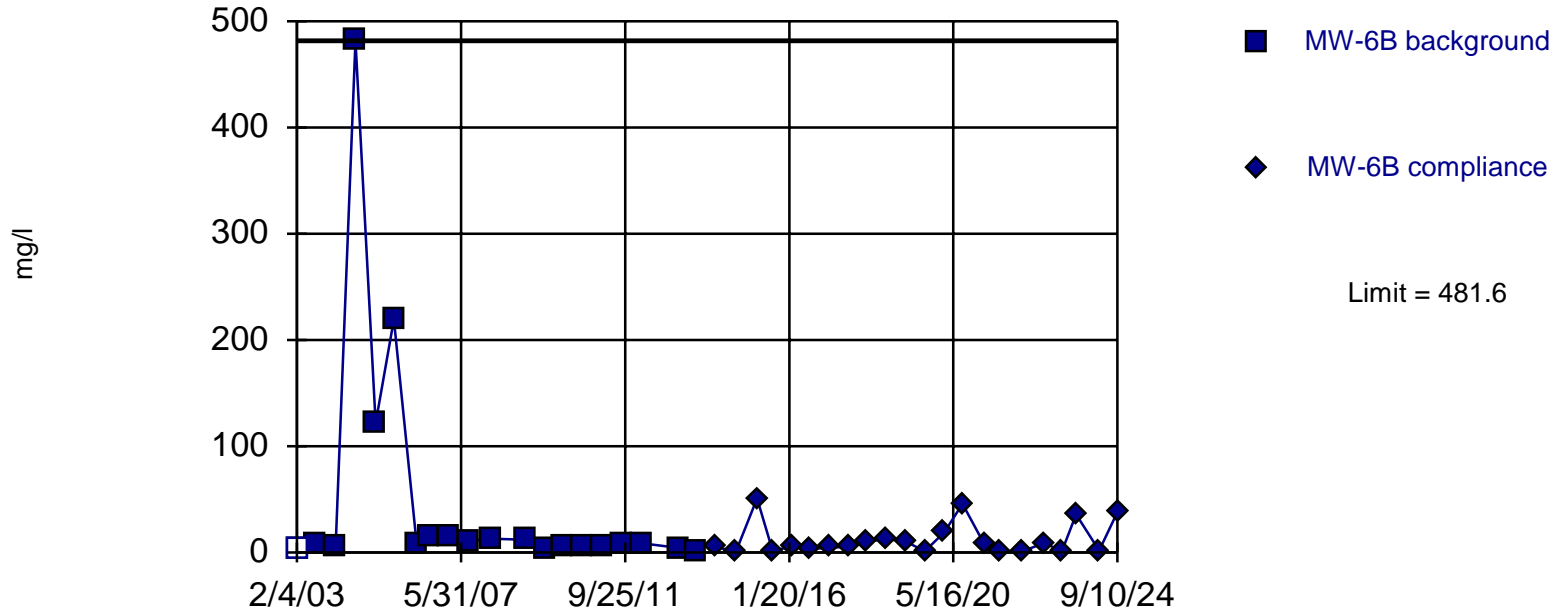
Prediction Limit

Intrawell Non-parametric



Within Limit

Prediction Limit Intrawell Non-parametric

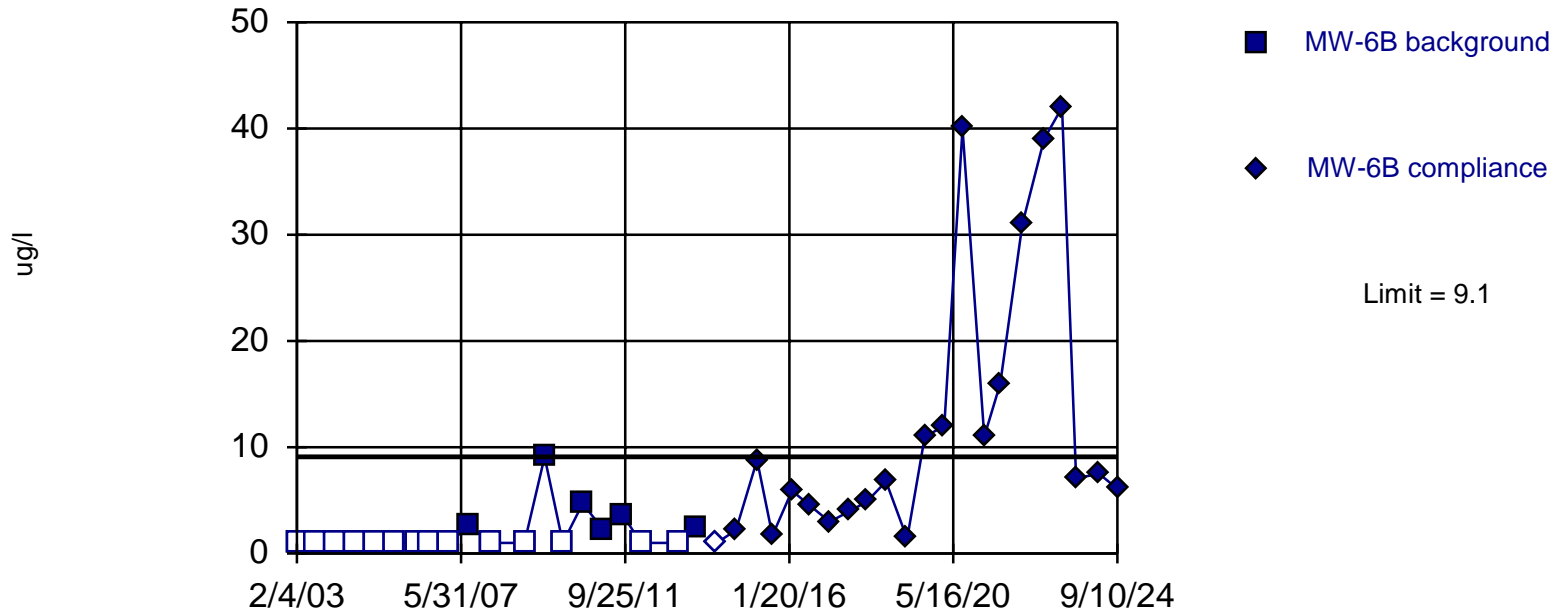


Non-parametric test used in lieu of parametric prediction limit because the Shapiro Wilk normality test showed the data to be non-normal at the 0.01 alpha level. Limit is highest of 20 background values. 5% NDs. Well-constituent pair annual alpha = 0.008564. Individual comparison alpha = 0.004291 (1 of 2). Insufficient data to test for seasonality: data were not deseasonalized.

Constituent: Sulfate Analysis Run 1/31/2025 10:42 AM
City of Little Rock Client: Terracon Data: CoLR Sanitas Database

Within Limit

Prediction Limit Intrawell Non-parametric

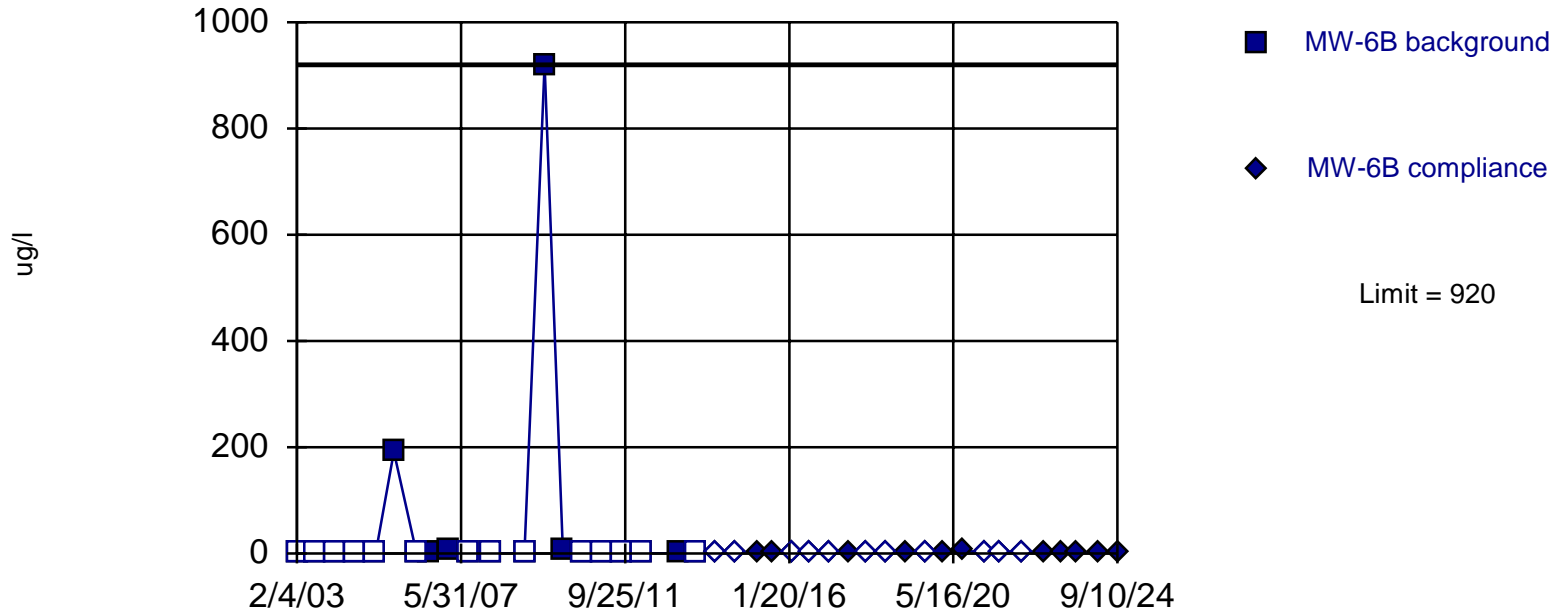


Non-parametric test used in lieu of parametric prediction limit because censored data exceeded 50%. Limit is highest of 20 background values. 70% NDs. Well-constituent pair annual alpha = 0.008564. Individual comparison alpha = 0.004291 (1 of 2). Insufficient data to test for seasonality: data were not deseasonalized.

Constituent: Arsenic Total Analysis Run 1/31/2025 10:42 AM
City of Little Rock Client: Terracon Data: CoLR Sanitas Database

Within Limit

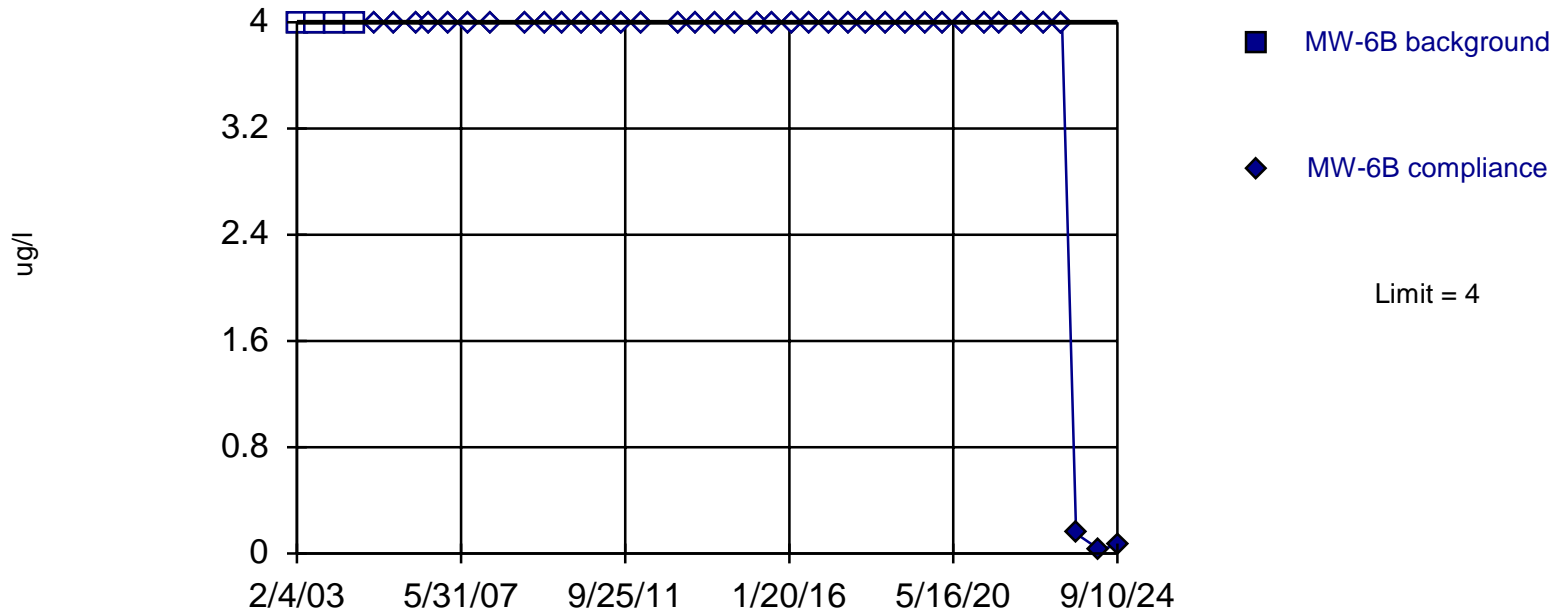
Prediction Limit Intrawell Non-parametric



Non-parametric test used in lieu of parametric prediction limit because censored data exceeded 50%. Limit is highest of 20 background values. 70% NDs. Well-constituent pair annual alpha = 0.008564. Individual comparison alpha = 0.004291 (1 of 2). Insufficient data to test for seasonality: data were not deseasonalized.

Within Limit

Prediction Limit Intrawell Non-parametric

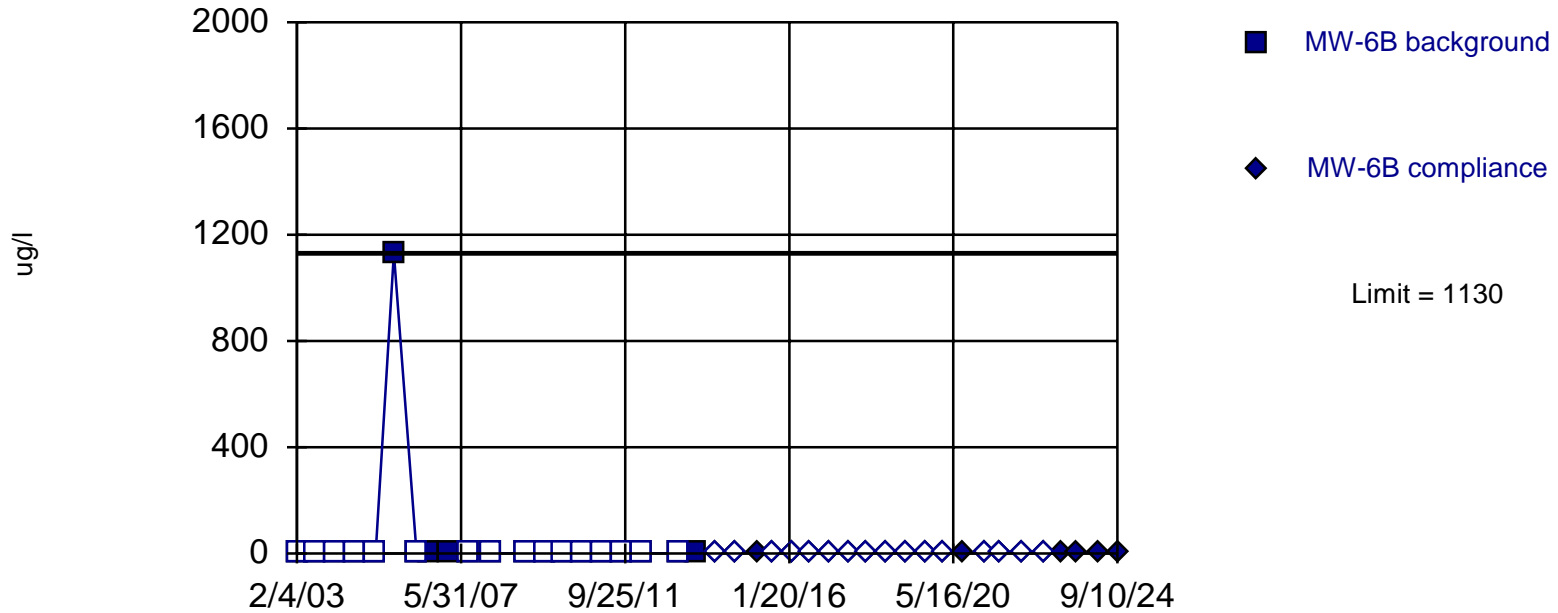


Non-parametric test used in lieu of parametric prediction limit because censored data exceeded 50%. All background values ($n = 4$) were censored; limit is most recent reporting limit. Well-constituent pair annual alpha = 0.119. Individual comparison alpha = 0.06138 (1 of 2). Insufficient data to test for seasonality: data were not deseasonalized.

Constituent: Cadmium Total Analysis Run 1/31/2025 10:43 AM
City of Little Rock Client: Terracon Data: CoLR Sanitas Database

Within Limit

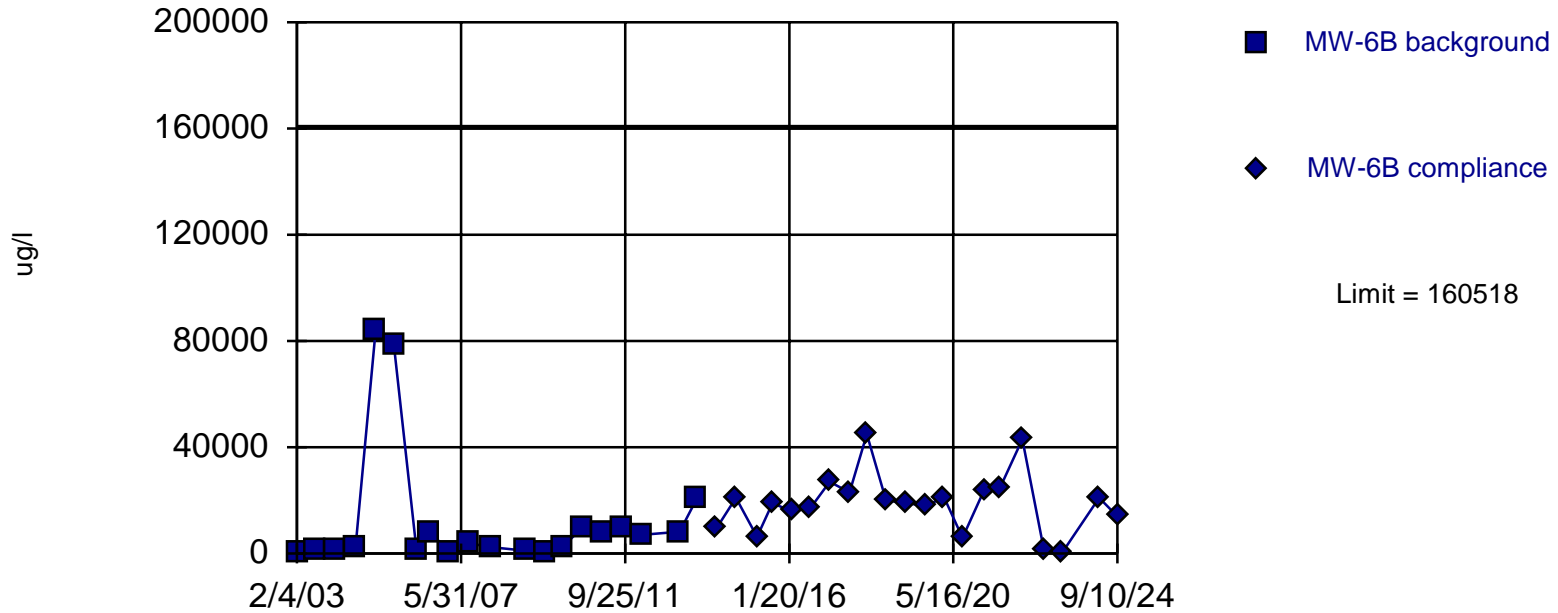
Prediction Limit Intrawell Non-parametric



Non-parametric test used in lieu of parametric prediction limit because censored data exceeded 50%. Limit is highest of 20 background values. 80% NDs. Well-constituent pair annual alpha = 0.008564. Individual comparison alpha = 0.004291 (1 of 2). Insufficient data to test for seasonality: data were not deseasonalized.

Within Limit

Prediction Limit Intrawell Parametric

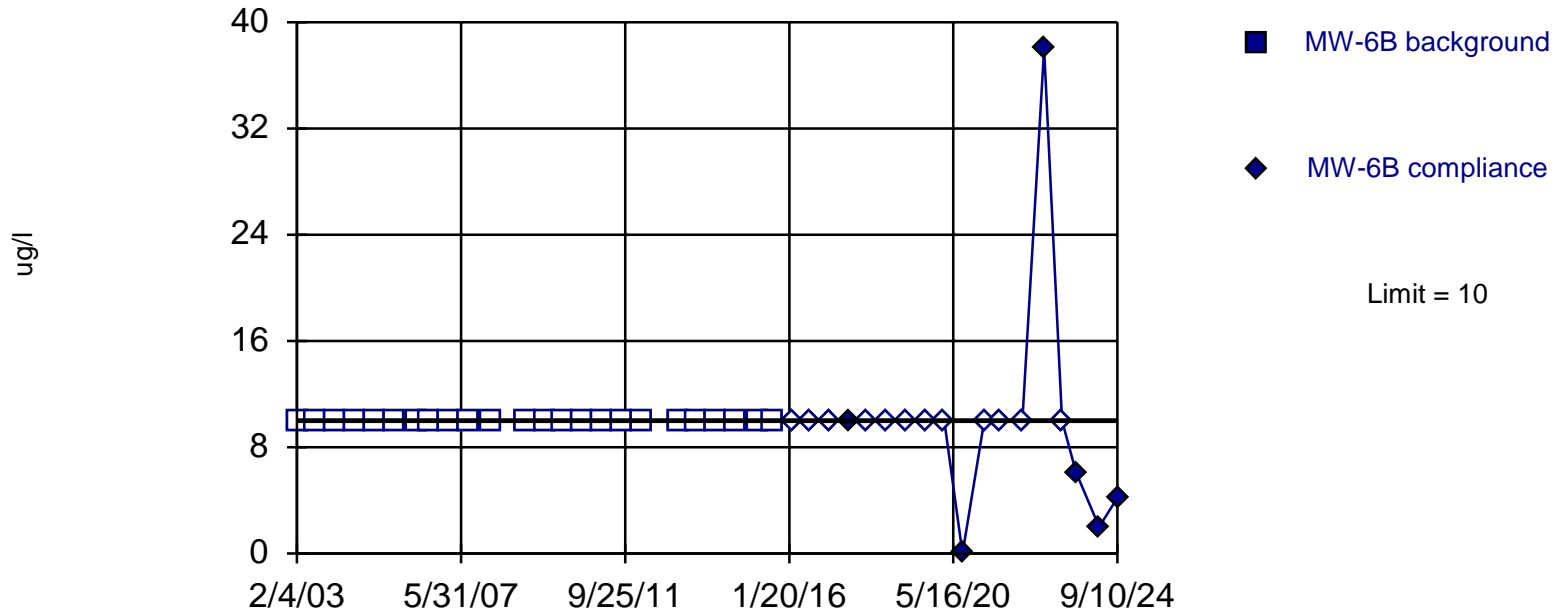


Background Data Summary (based on natural log transformation): Mean=8.258, Std. Dev.=1.578, n=20. Insufficient data to test for seasonality: data were not deseasonalized. Normality test: Shapiro Wilk @alpha = 0.01, calculated = 0.9598, critical = 0.868. Kappa = 2.362 (c=22, w=4, 1 of 2, event alpha = 0.05132). Report alpha = 0.0005985.

Constituent: Iron Total Analysis Run 1/31/2025 10:44 AM
City of Little Rock Client: Terracon Data: CoLR Sanitas Database

Within Limit

Prediction Limit Intrawell Non-parametric

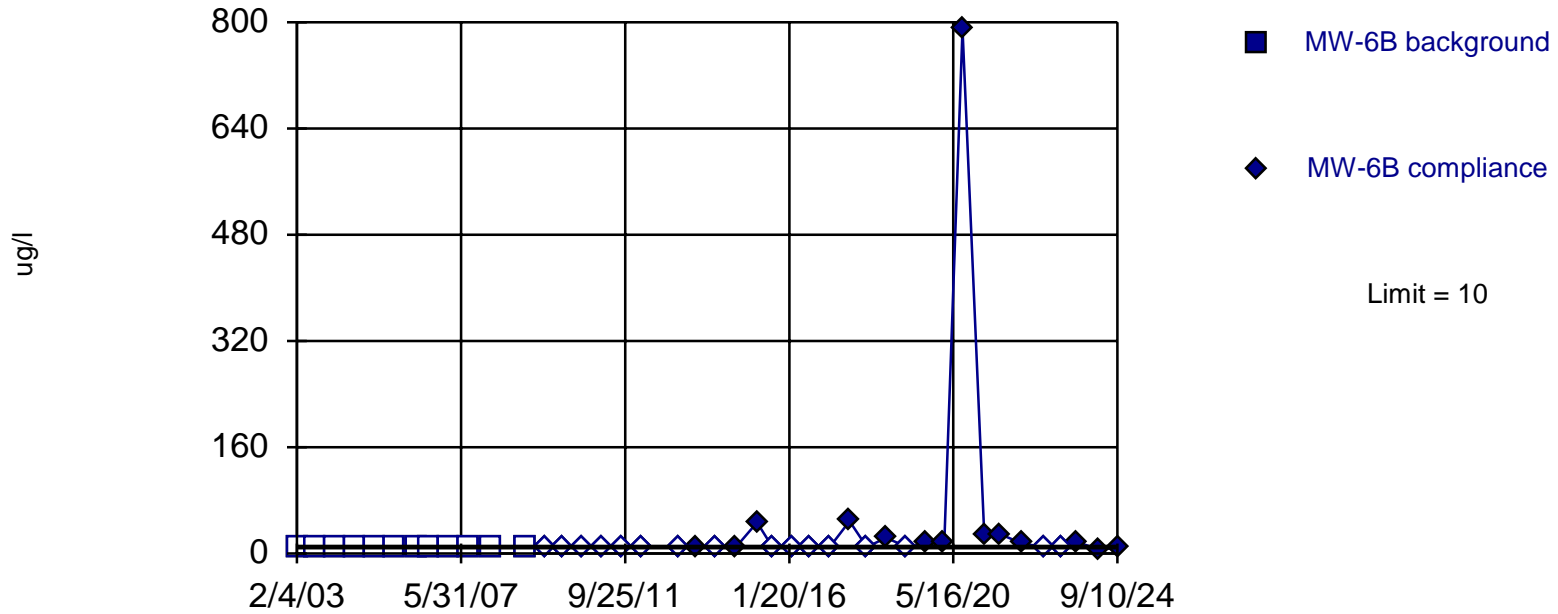


Non-parametric test used in lieu of parametric prediction limit because censored data exceeded 50%. All background values (n = 24) were censored; limit is most recent reporting limit. Well-constituent pair annual alpha = 0.006238. Individual comparison alpha = 0.003124 (1 of 2). Insufficient data to test for seasonality; data were not deseasonalized.

Constituent: Nickel Total Analysis Run 1/31/2025 10:44 AM
City of Little Rock Client: Terracon Data: CoLR Sanitas Database

Within Limit

Prediction Limit Intrawell Non-parametric

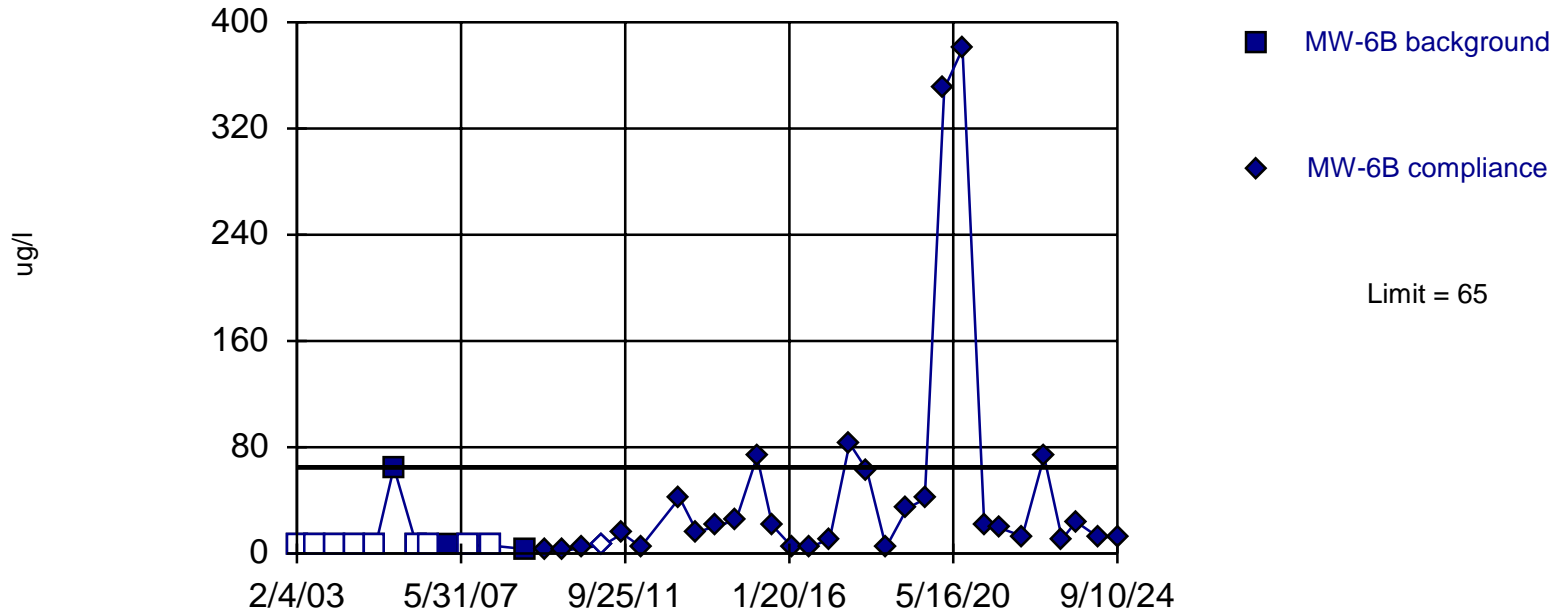


Non-parametric test used in lieu of parametric prediction limit because censored data exceeded 50%. All background values ($n = 12$) were censored; limit is most recent reporting limit. Well-constituent pair annual alpha = 0.02143. Individual comparison alpha = 0.01077 (1 of 2). Insufficient data to test for seasonality; data were not deseasonalized.

Constituent: Vanadium Total Analysis Run 1/31/2025 10:45 AM
City of Little Rock Client: Terracon Data: CoLR Sanitas Database

Within Limit

Prediction Limit Intrawell Non-parametric

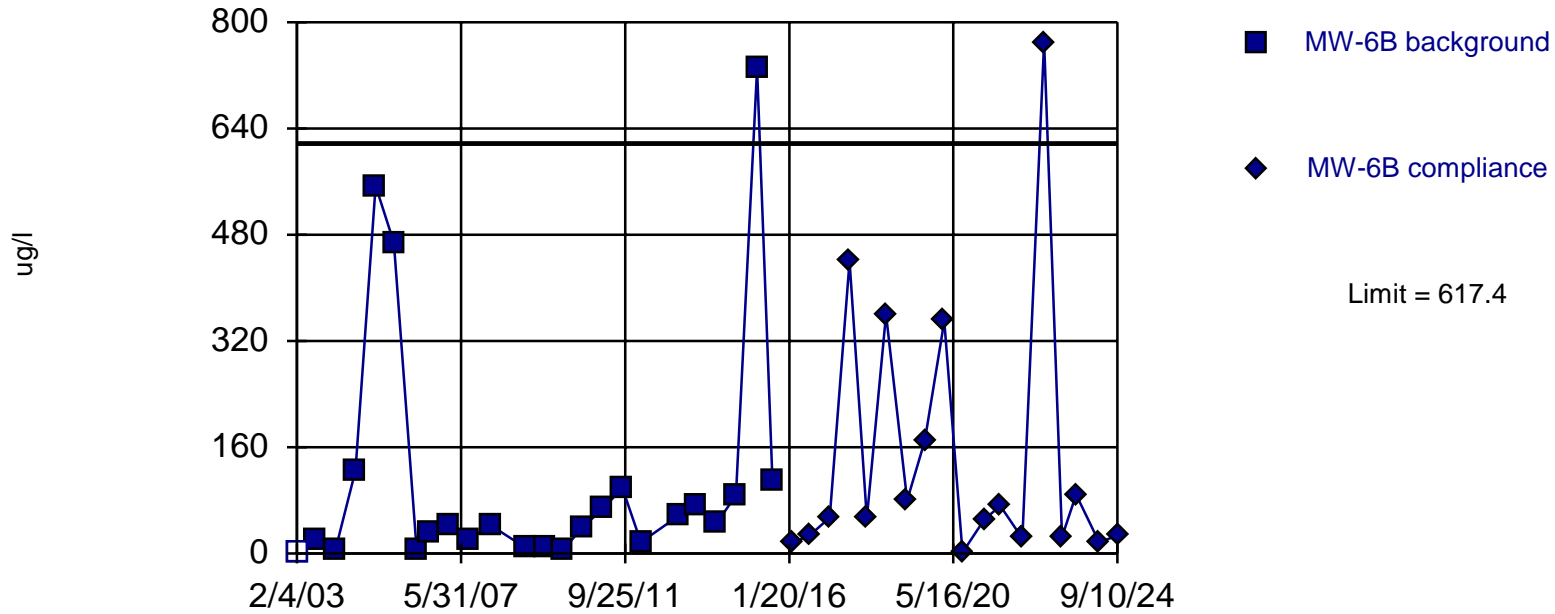


Non-parametric test used in lieu of parametric prediction limit because censored data exceeded 50%. Limit is highest of 12 background values. 75% NDs. Well-constituent pair annual alpha = 0.02143. Individual comparison alpha = 0.01077 (1 of 2). Insufficient data to test for seasonality: data were not deseasonalized.

Constituent: Copper Total Analysis Run 1/31/2025 10:45 AM
City of Little Rock Client: Terracon Data: CoLR Sanitas Database

Within Limit

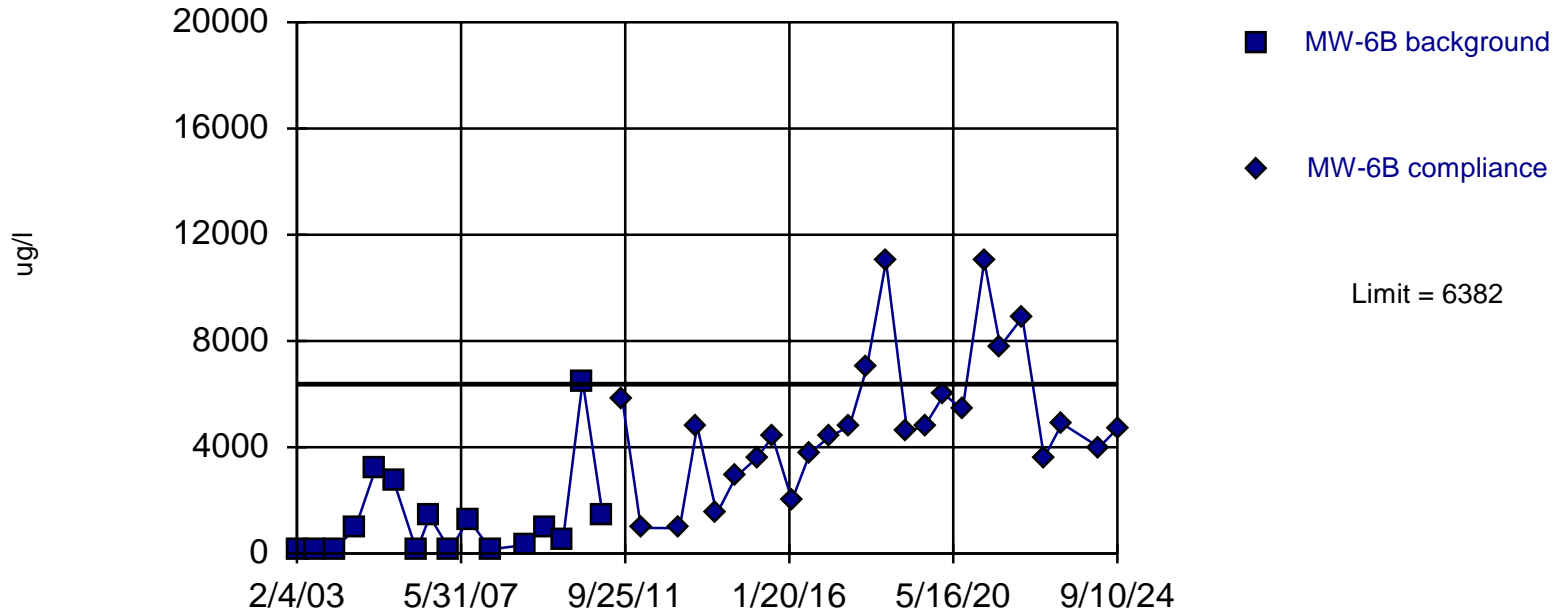
Prediction Limit Intrawell Parametric



Background Data Summary (based on cube root transformation): Mean=3.819, Std. Dev.=2.052, n=24, 4.167% NDs. Insufficient data to test for seasonality: data were not deseasonalized. Normality test: Shapiro Wilk @alpha = 0.01, calculated = 0.8846, critical = 0.884. Kappa = 2.288 (c=22, w=4, 1 of 2, event alpha = 0.05132). Report alpha = 0.0005985.

Within Limit

Prediction Limit Intrawell Parametric

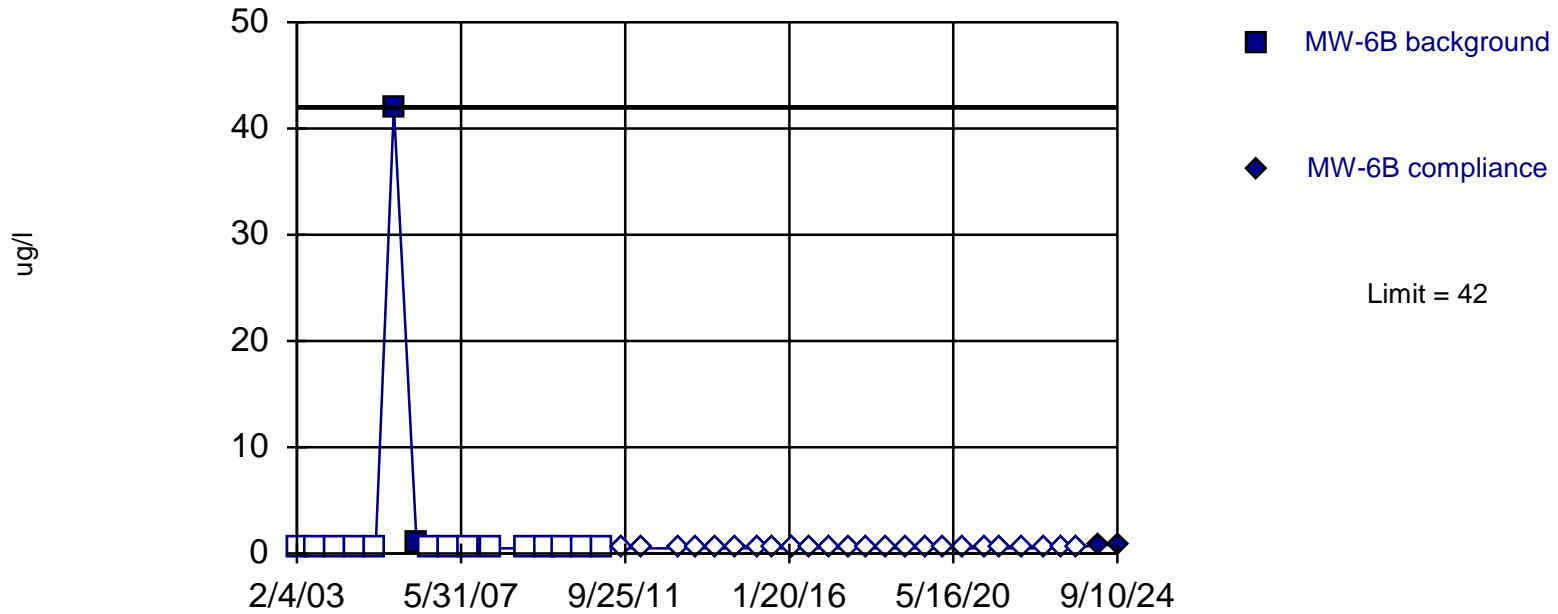


Background Data Summary (based on square root transformation): Mean=29.42, Std. Dev.=20.31, n=16. Insufficient data to test for seasonality: data were not deseasonalized. Normality test: Shapiro Wilk @alpha = 0.01, calculated = 0.8672, critical = 0.844. Kappa = 2.484 (c=22, w=4, 1 of 2, event alpha = 0.05132). Report alpha = 0.0005985.

Constituent: Manganese Total Analysis Run 1/31/2025 10:46 AM
City of Little Rock Client: Terracon Data: CoLR Sanitas Database

Within Limit

Prediction Limit Intrawell Non-parametric

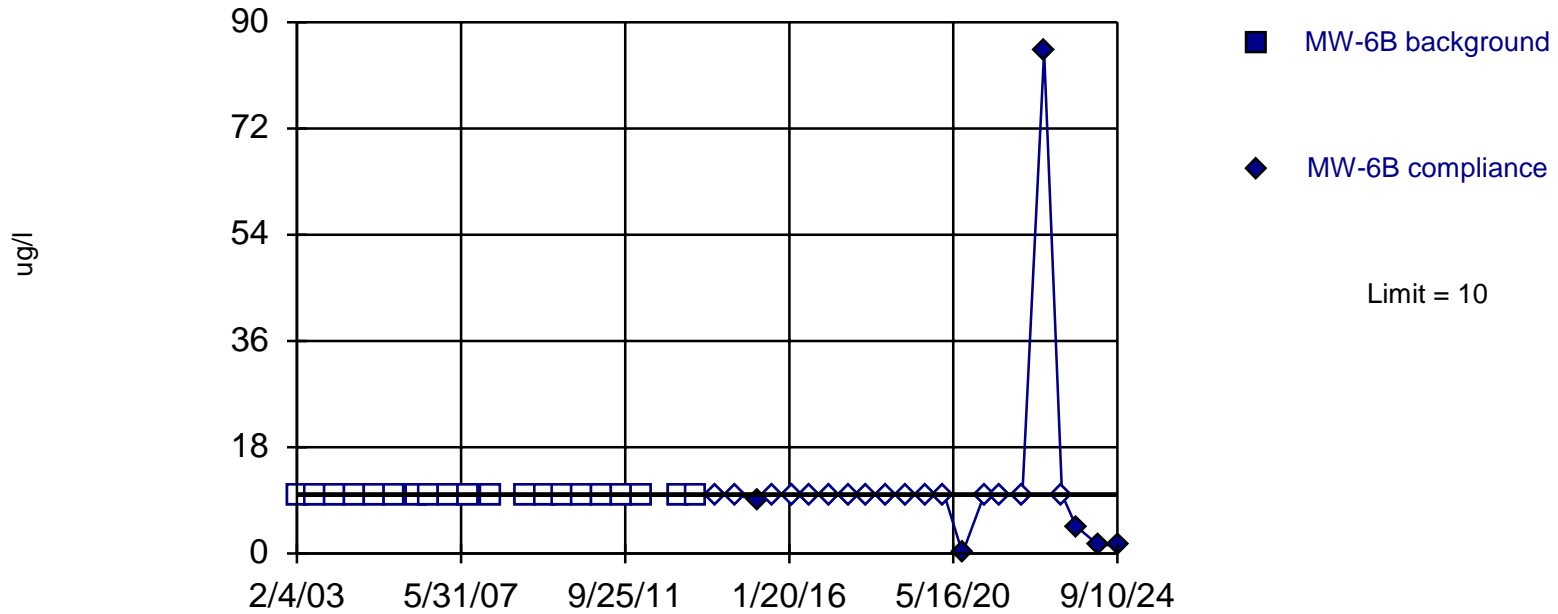


Non-parametric test used in lieu of parametric prediction limit because censored data exceeded 50%. Limit is highest of 16 background values. 87.5% NDs. Well-constituent pair annual alpha = 0.01287. Individual comparison alpha = 0.006456 (1 of 2). Insufficient data to test for seasonality: data were not deseasonalized.

Constituent: Chromium Total Analysis Run 1/31/2025 10:46 AM
City of Little Rock Client: Terracon Data: CoLR Sanitas Database

Within Limit

Prediction Limit Intrawell Non-parametric

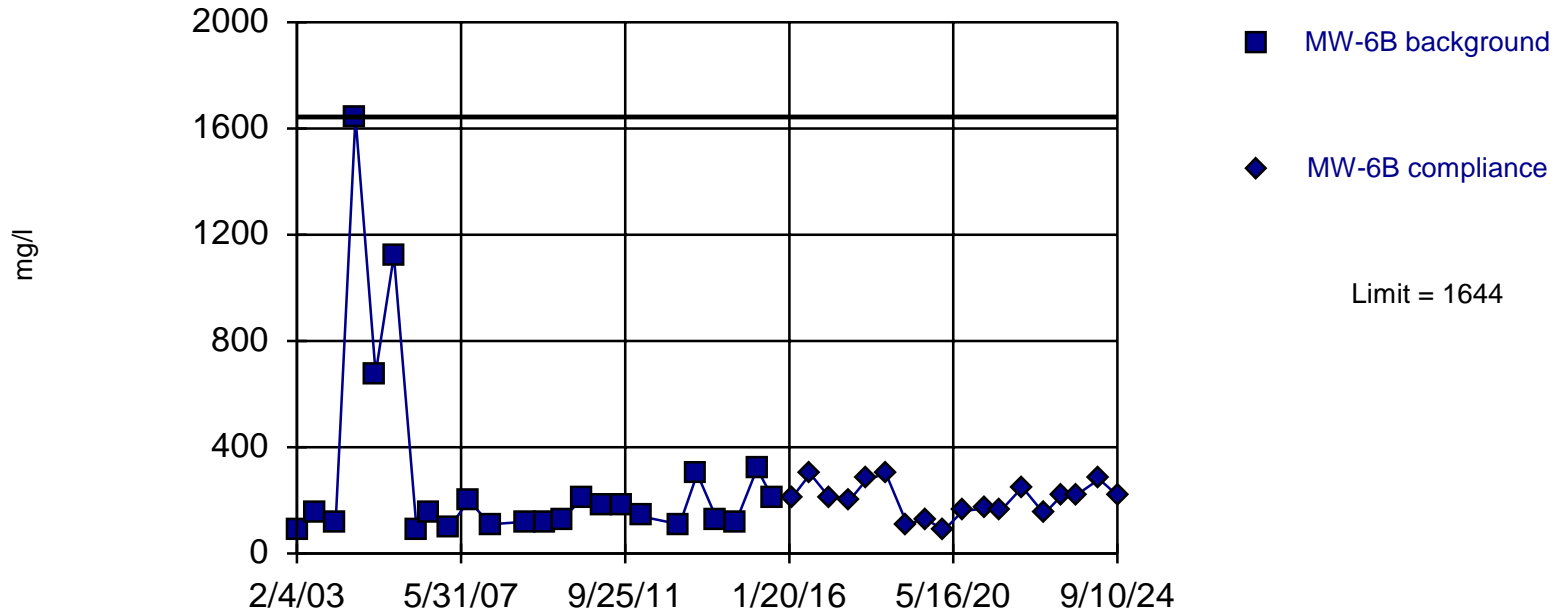


Non-parametric test used in lieu of parametric prediction limit because censored data exceeded 50%. All background values ($n = 20$) were censored; limit is most recent reporting limit. Well-constituent pair annual alpha = 0.008564. Individual comparison alpha = 0.004291 (1 of 2). Insufficient data to test for seasonality; data were not deseasonalized.

Constituent: Cobalt Total Analysis Run 1/31/2025 10:47 AM
City of Little Rock Client: Terracon Data: CoLR Sanitas Database

Within Limit

Prediction Limit Intrawell Non-parametric



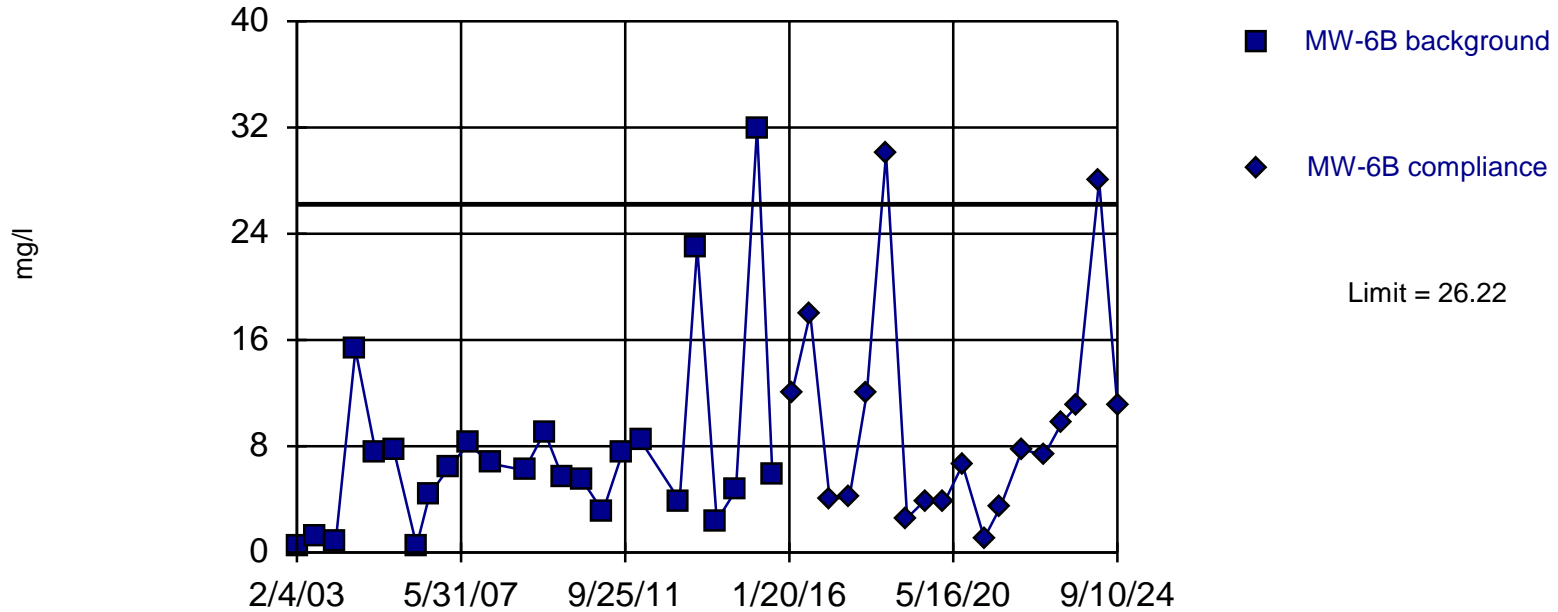
Non-parametric test used in lieu of parametric prediction limit because the Shapiro Wilk normality test showed the data to be non-normal at the 0.01 alpha level. Limit is highest of 24 background values. Well-constituent pair annual alpha = 0.006238. Individual comparison alpha = 0.003124 (1 of 2). Insufficient data to test for seasonality: data were not deseasonalized.

Constituent: Total Dissolved Solids [TDS] Analysis Run 1/31/2025 10:47 AM

City of Little Rock Client: Terracon Data: CoLR Sanitas Database

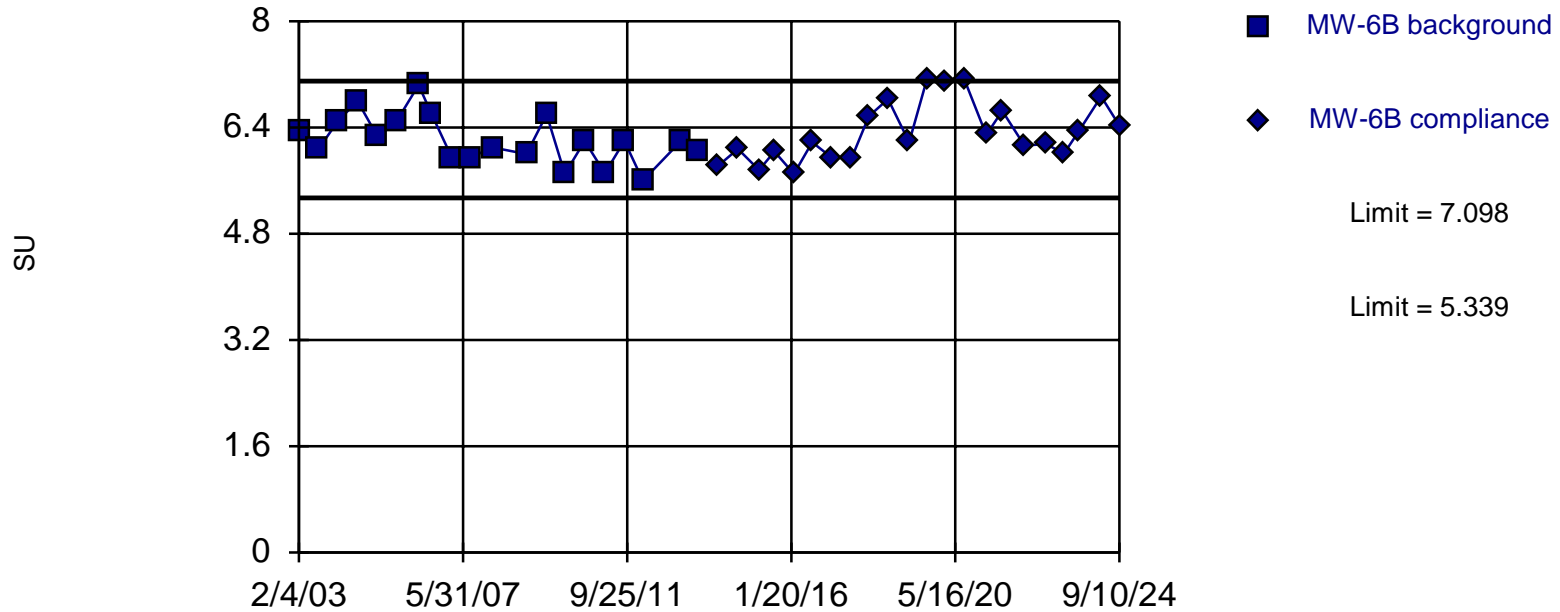
Within Limit

Prediction Limit Intrawell Parametric



Within Limits

Prediction Limit Intrawell Parametric

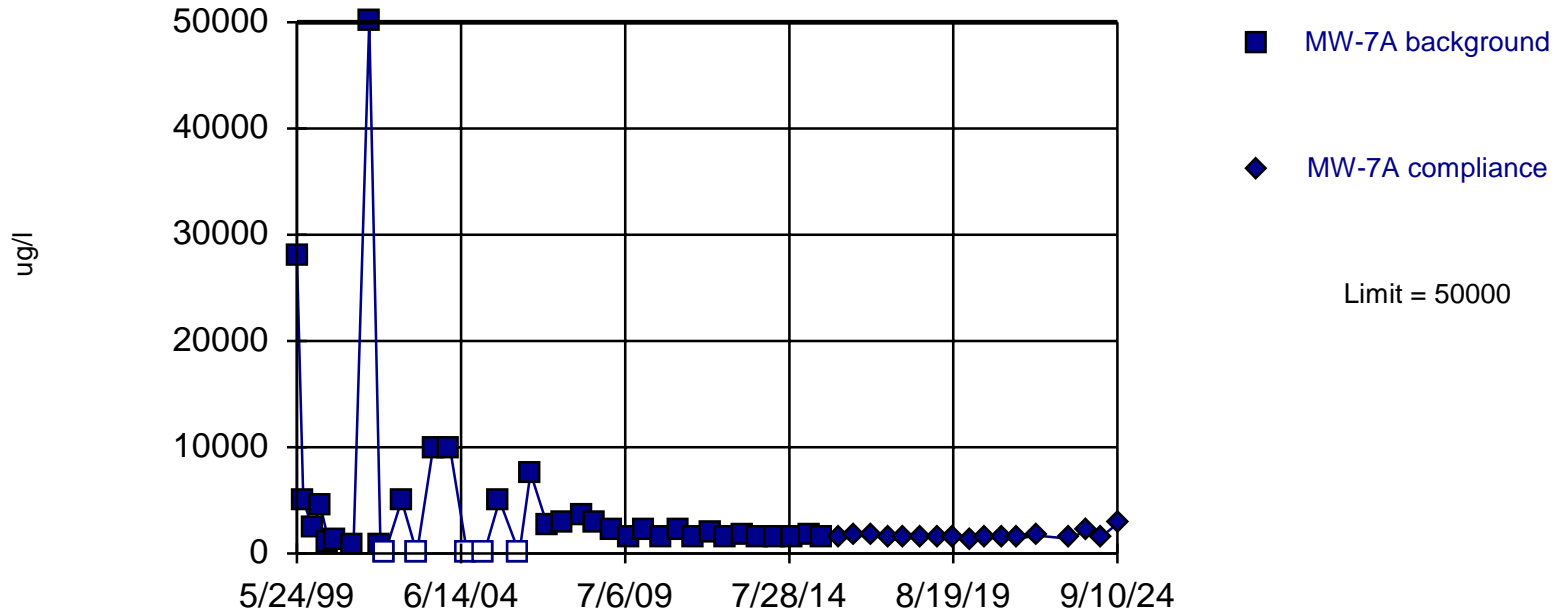


Background Data Summary: Mean=6.219, Std. Dev.=0.3724, n=20. Insufficient data to test for seasonality: data were not deseasonalized. Normality test: Shapiro Wilk @alpha = 0.01, calculated = 0.9756, critical = 0.868. Kappa = 2.362 (c=22, w=4, 1 of 2, event alpha = 0.05132). Report alpha = 0.0005985.

Constituent: pH Analysis Run 1/31/2025 10:48 AM
City of Little Rock Client: Terracon Data: CoLR Sanitas Database

Within Limit

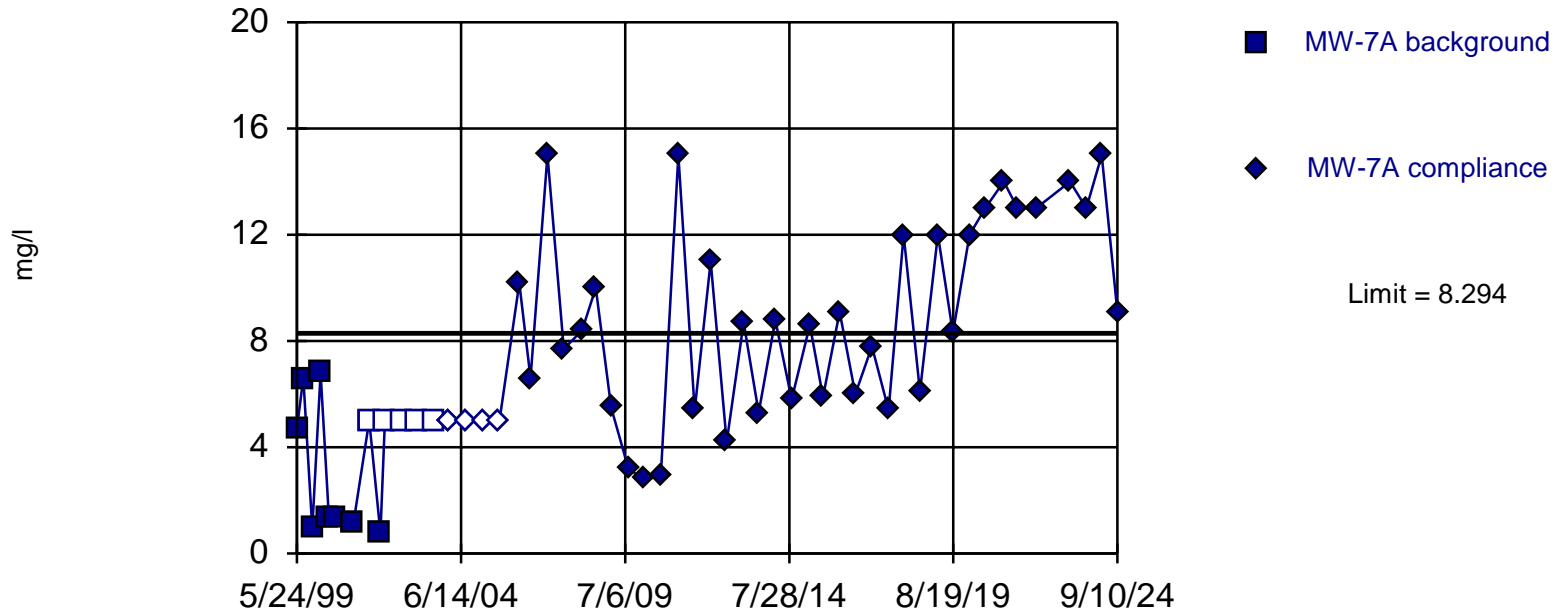
Prediction Limit Intrawell Non-parametric



Non-parametric test used in lieu of parametric prediction limit because the Shapiro Wilk normality test showed the data to be non-normal at the 0.01 alpha level. Limit is highest of 37 background values. 13.51% NDs. Well-constituent pair annual alpha = 0.002721. Individual comparison alpha = 0.001361 (1 of 2). Insufficient data to test for seasonality: data were not deseasonalized.

Exceeds Limit

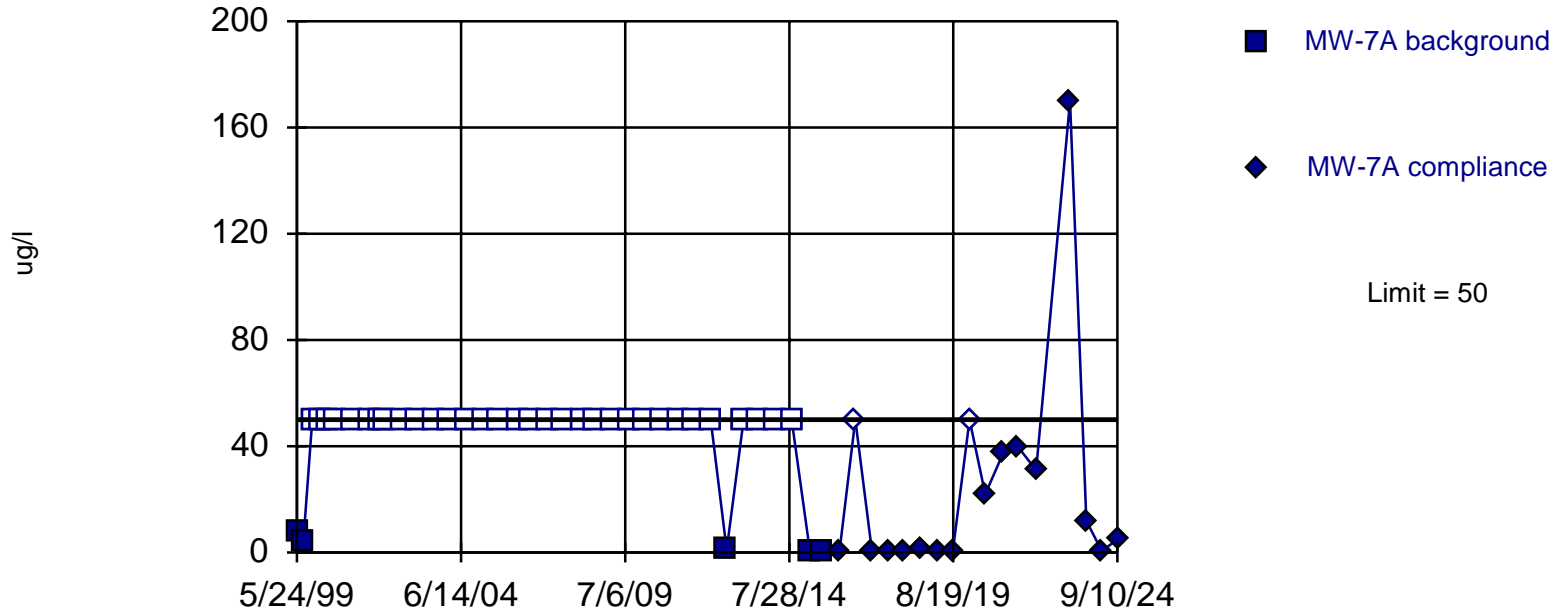
Prediction Limit Intrawell Parametric



Background Data Summary (after Kaplan-Meier Adjustment): Mean=2.488, Std. Dev.=2.188, n=13, 38.46% NDs. Insufficient data to test for seasonality: data were not deseasonalized. Normality test: Shapiro Wilk @alpha = 0.01, calculated = 0.8205, critical = 0.814. Kappa = 2.654 (c=22, w=4, 1 of 2, event alpha = 0.05132). Report alpha = 0.0005985.

Within Limit

Prediction Limit Intrawell Non-parametric

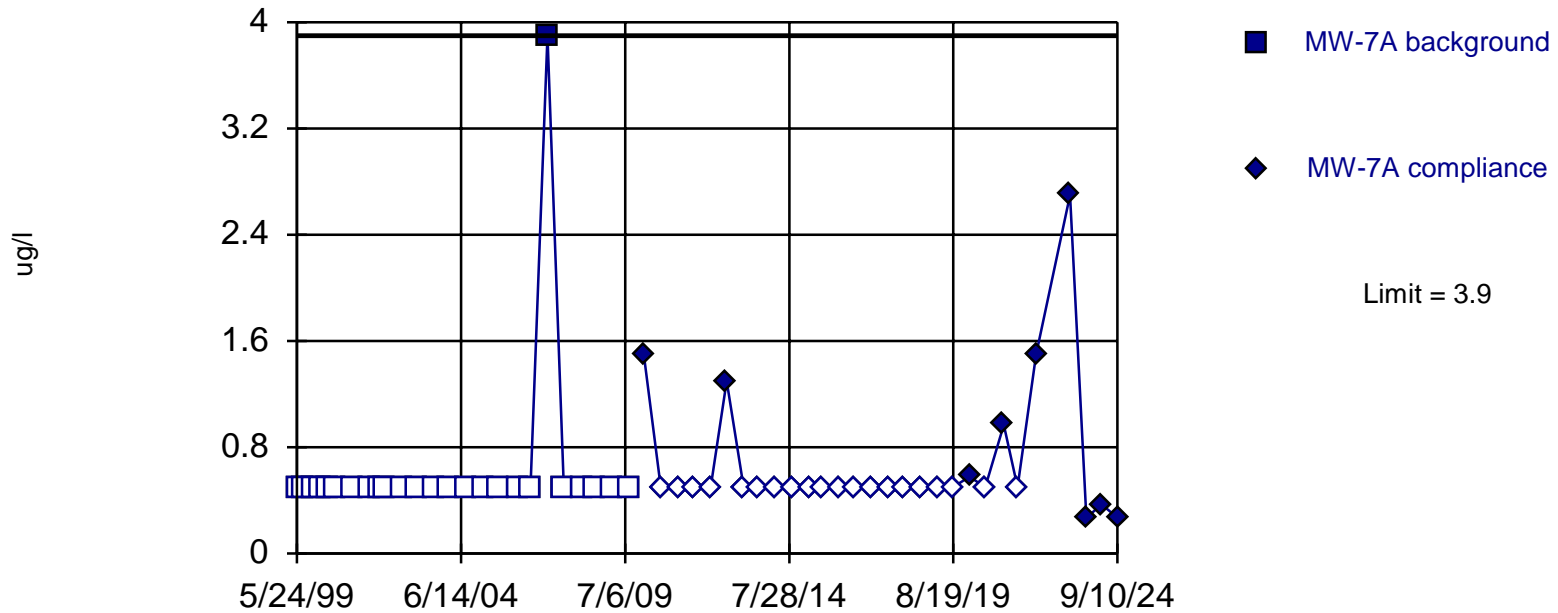


Non-parametric test used in lieu of parametric prediction limit because censored data exceeded 50%. Limit is highest of 37 background values. 86.49% NDs. Well-constituent pair annual alpha = 0.002721. Individual comparison alpha = 0.001361 (1 of 2). Insufficient data to test for seasonality: data were not deseasonalized.

Constituent: Arsenic Total Analysis Run 1/31/2025 10:51 AM
City of Little Rock Client: Terracon Data: CoLR Sanitas Database

Within Limit

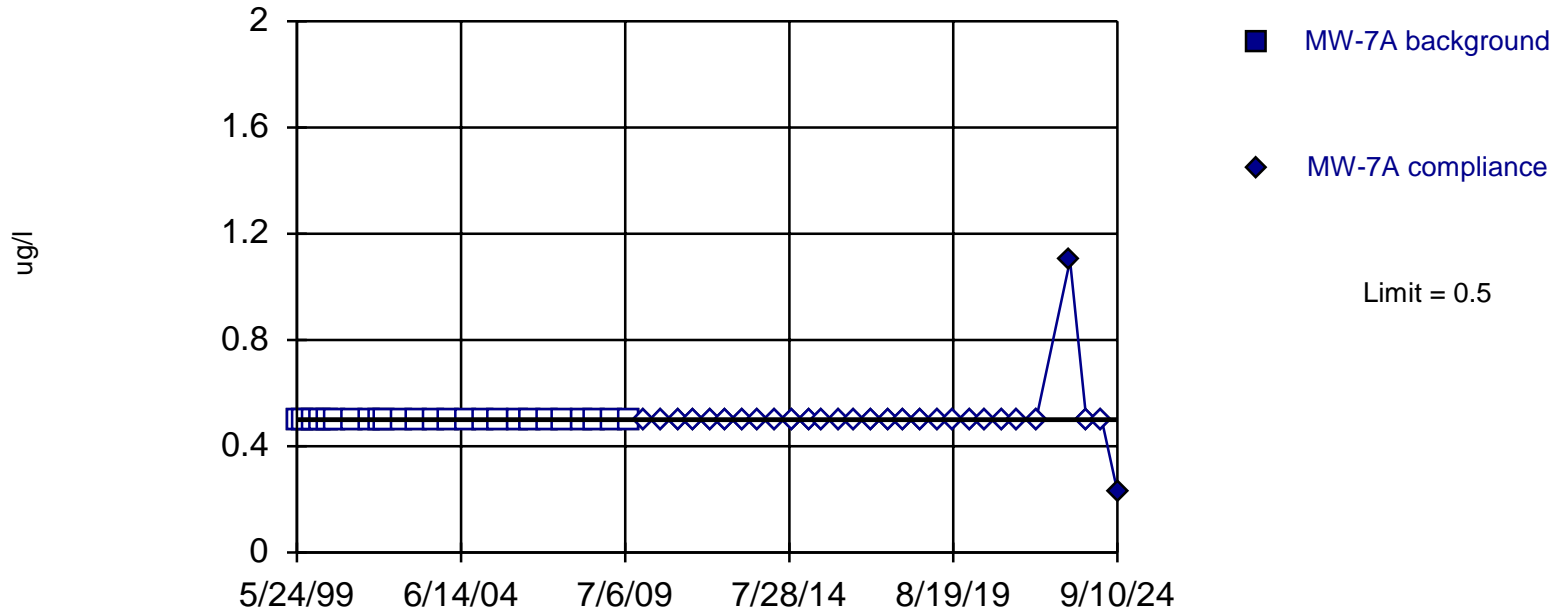
Prediction Limit Intrawell Non-parametric



Non-parametric test used in lieu of parametric prediction limit because censored data exceeded 50%. Limit is highest of 25 background values. 96% NDs. Well-constituent pair annual alpha = 0.005656. Individual comparison alpha = 0.002832 (1 of 2). Insufficient data to test for seasonality: data were not deseasonalized.

Within Limit

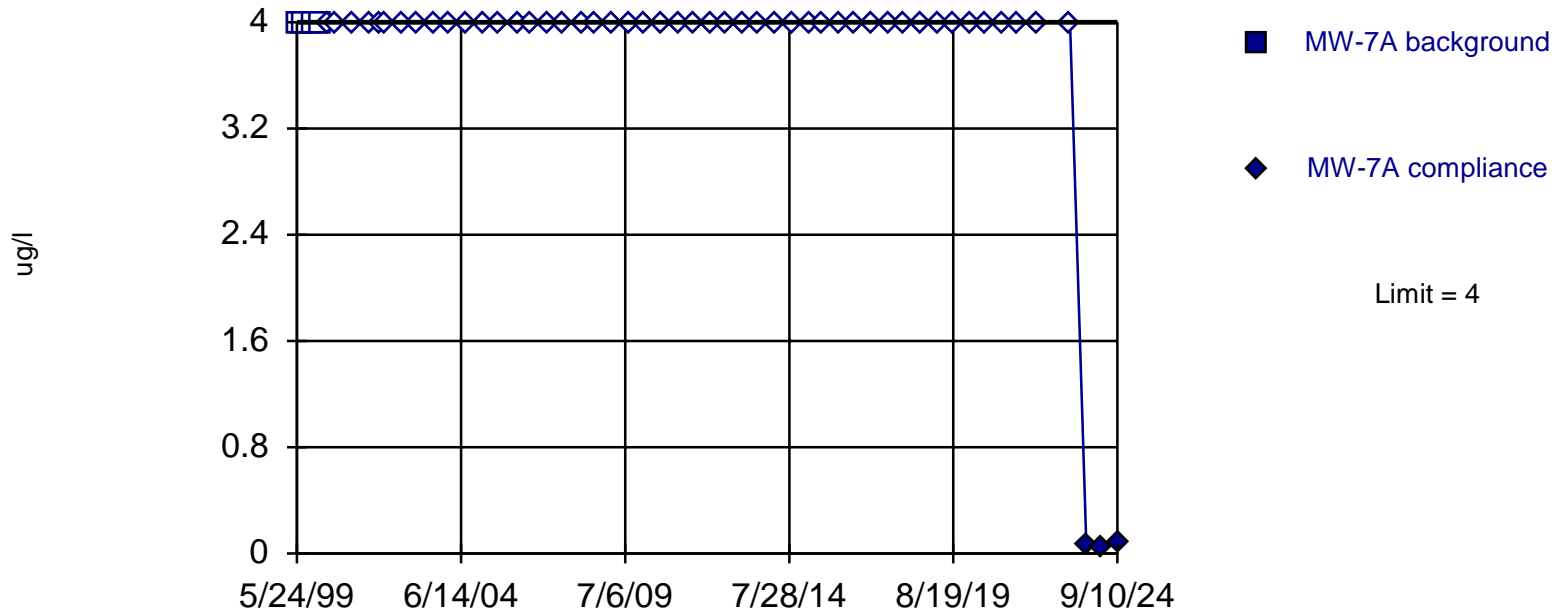
Prediction Limit Intrawell Non-parametric



Non-parametric test used in lieu of parametric prediction limit because censored data exceeded 50%. All background values ($n = 25$) were censored; limit is most recent reporting limit. Well-constituent pair annual alpha = 0.005656. Individual comparison alpha = 0.002832 (1 of 2). Insufficient data to test for seasonality; data were not deseasonalized.

Within Limit

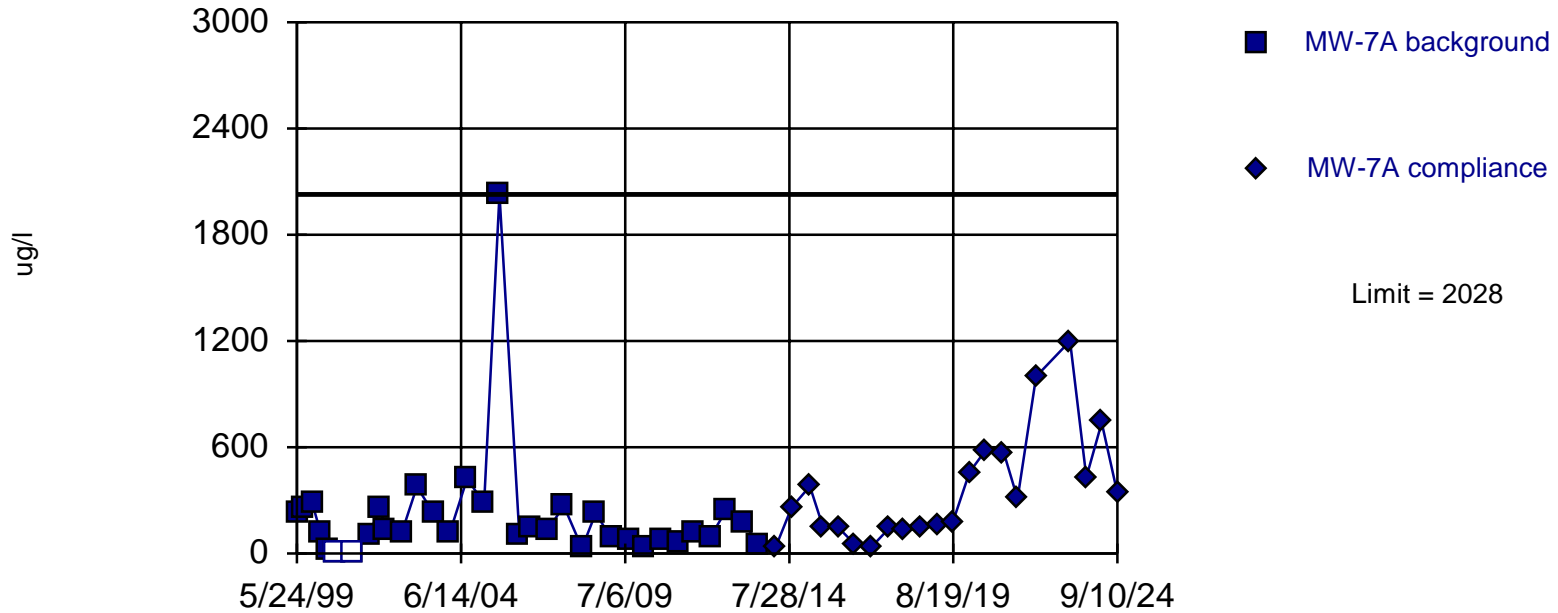
Prediction Limit Intrawell Non-parametric



Non-parametric test used in lieu of parametric prediction limit because censored data exceeded 50%. All background values ($n = 4$) were censored; limit is most recent reporting limit. Well-constituent pair annual alpha = 0.119. Individual comparison alpha = 0.06138 (1 of 2). Insufficient data to test for seasonality: data were not deseasonalized.

Within Limit

Prediction Limit Intrawell Non-parametric

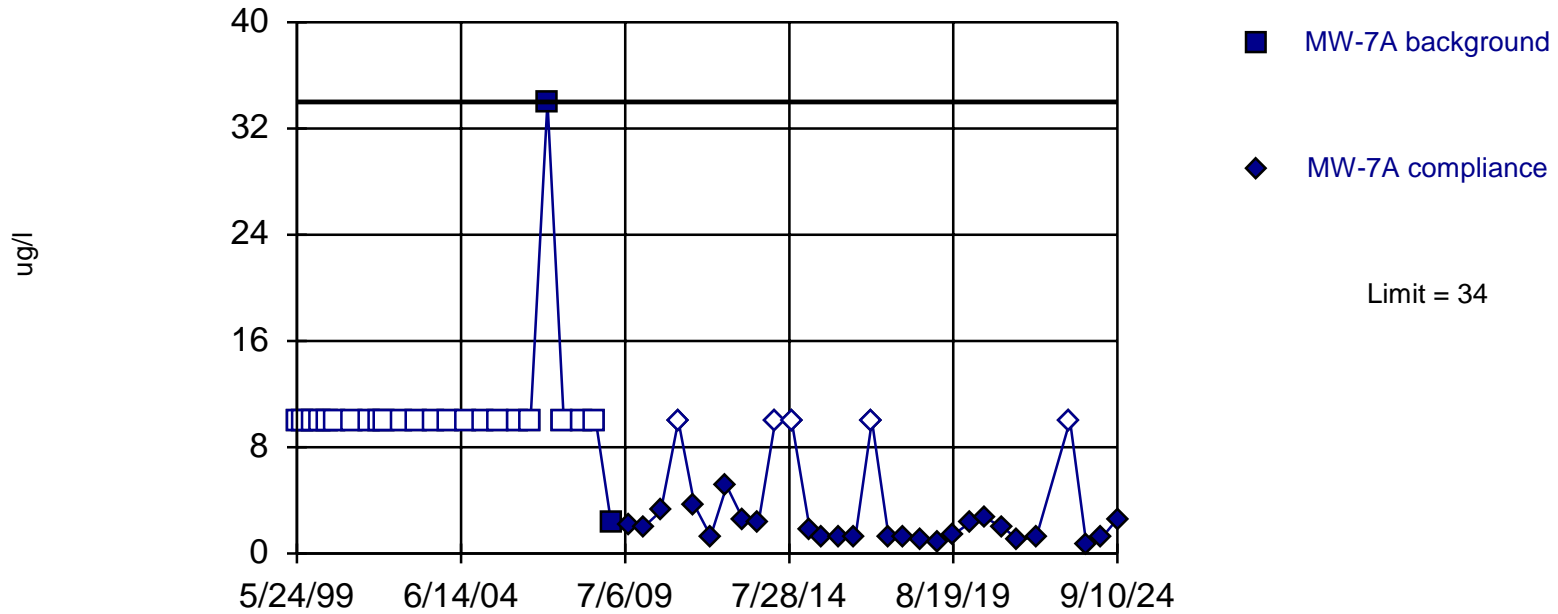


Non-parametric test used in lieu of parametric prediction limit because the Shapiro Wilk normality test showed the data to be non-normal at the 0.01 alpha level. Limit is highest of 33 background values. 6.061% NDs. Well-constituent pair annual alpha = 0.003399. Individual comparison alpha = 0.001701 (1 of 2). Insufficient data to test for seasonality: data were not deseasonalized.

Constituent: Iron Total Analysis Run 1/31/2025 10:54 AM
City of Little Rock Client: Terracon Data: CoLR Sanitas Database

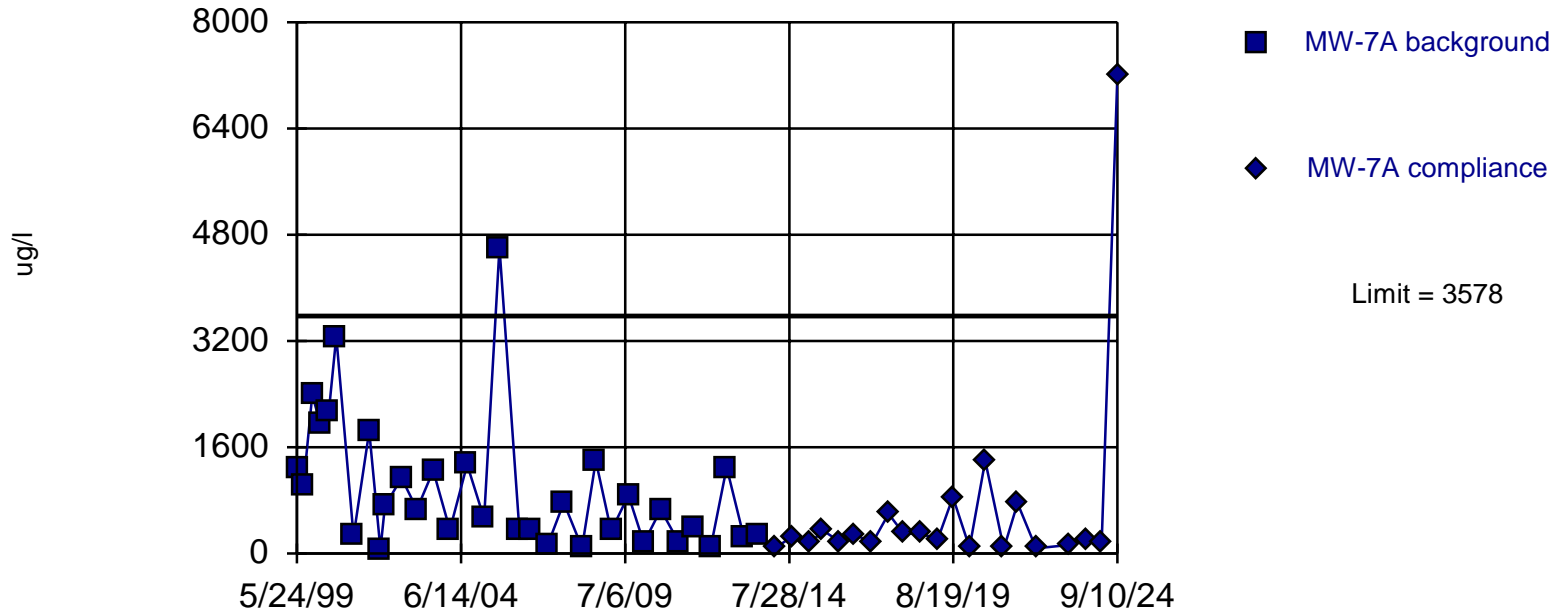
Within Limit

Prediction Limit Intrawell Non-parametric



Exceeds Limit

Prediction Limit Intrawell Parametric

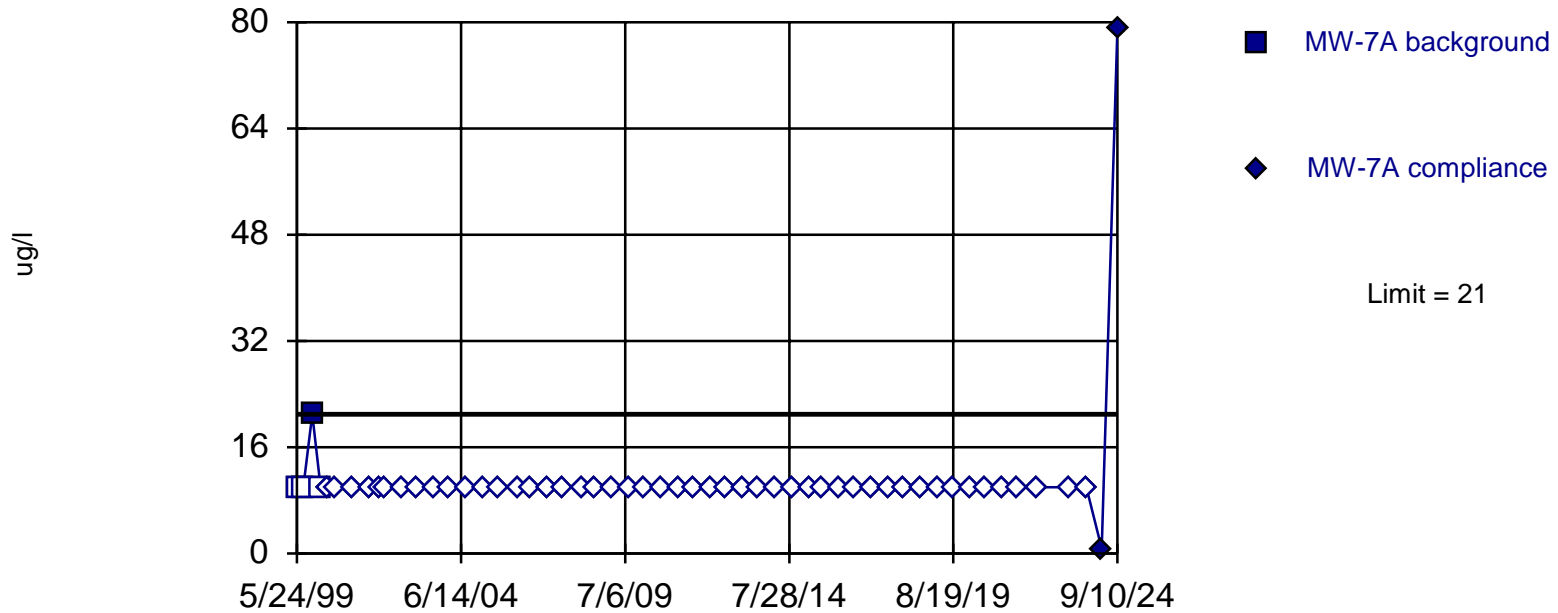


Background Data Summary (based on square root transformation): Mean=27.91, Std. Dev.=14.54, n=33. Insufficient data to test for seasonality: data were not deseasonalized. Normality test: Shapiro Wilk @alpha = 0.01, calculated = 0.94, critical = 0.906. Kappa = 2.194 (c=22, w=4, 1 of 2, event alpha = 0.05132). Report alpha = 0.0005985.

Constituent: Manganese Total Analysis Run 1/31/2025 10:58 AM
City of Little Rock Client: Terracon Data: CoLR Sanitas Database

Exceeds Limit

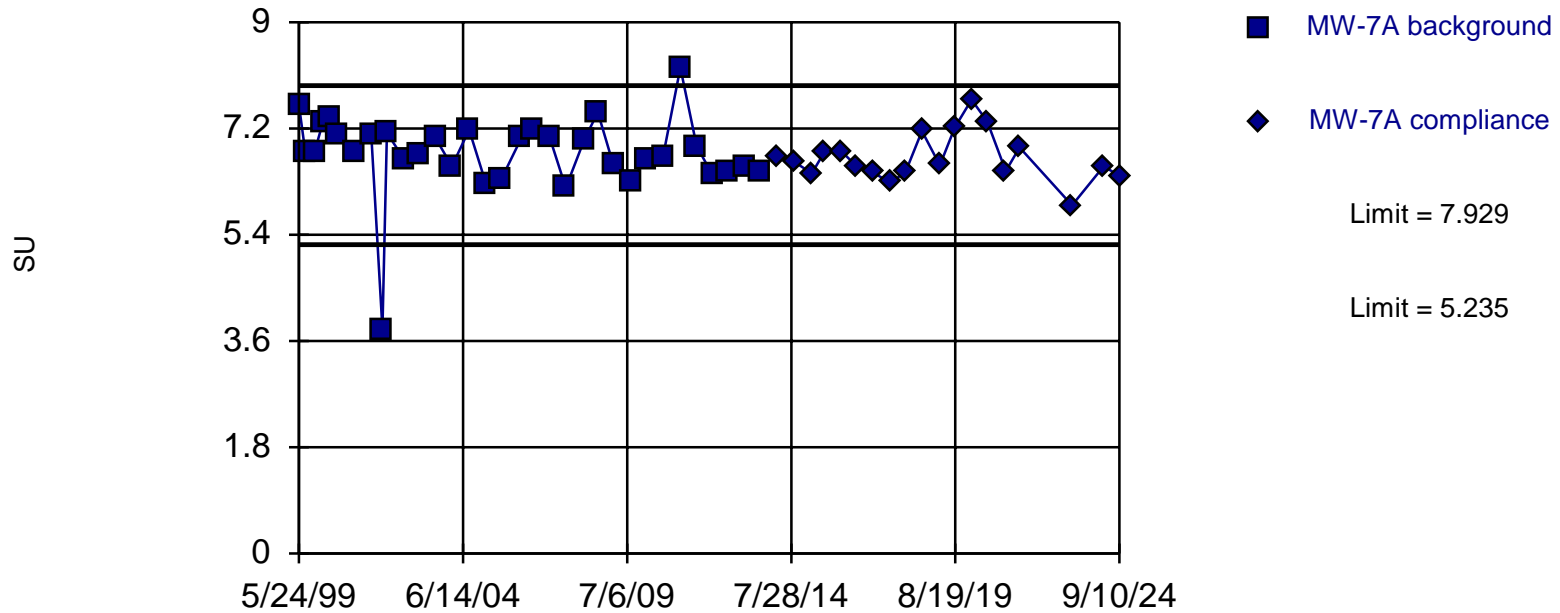
Prediction Limit Intrawell Non-parametric



Non-parametric test used in lieu of parametric prediction limit because censored data exceeded 50%. Limit is highest of 4 background values. 75% NDs. Well-constituent pair annual alpha = 0.119. Individual comparison alpha = 0.06138 (1 of 2). Insufficient data to test for seasonality: data were not deseasonalized.

Within Limits

Prediction Limit Intrawell Parametric



Background Data Summary (based on cube transformation): Mean=321, Std. Dev.=80.9, n=33. Insufficient data to test for seasonality: data were not deseasonalized. Normality test: Shapiro Wilk @alpha = 0.01, calculated = 0.922, critical = 0.906. Kappa = 2.194 (c=22, w=4, 1 of 2, event alpha = 0.05132). Report alpha = 0.0005985.

Constituent: pH Analysis Run 1/31/2025 11:03 AM

City of Little Rock Client: Terracon Data: CoLR Sanitas Database

Appendix E

Total Flow and Total Leachate Volume

Appendix E
 Gradient Control and Total Leachate Volumes
 3-1-2025 thru 8-31-2025

	Leachate Pump #1	Leachate Pump #2	GCS Pumps
Pump Station #1	228,480	527,520	3,958,560
Pump Station #2	3,631,200	218,880	-
Pump Station #3	175,200	923,040	-
Pump Station #4	921,120	6,408,960	7,118,400
	4,956,000	8,078,400	

Total Leachate (gal) 13,034,400 Total GCS (gal) 11,076,960

Total Leachate Disposed to the LR Waste Water Utilities (gal) 14,506,127